



US00D524680S

(12) **United States Design Patent**
Kwan

(10) **Patent No.:** **US D524,680 S**

(45) **Date of Patent:** **** Jul. 11, 2006**

(54) **RING**

(75) Inventor: **Jsin Kwong Kwan**, Kowloon (HK)

(73) Assignee: **Kusan Jsin Kwong Jewellery Foundry Ltd**, Kowloon (HK)

(**) Term: **14 Years**

(21) Appl. No.: **29/222,717**

(22) Filed: **Feb. 3, 2005**

(30) **Foreign Application Priority Data**

Aug. 3, 2004 (HK) 0411722.8M001

(51) **LOC (8) Cl.** **11-01**

(52) **U.S. Cl.** **D11/30**

(58) **Field of Classification Search** D11/3,
D11/26-39; 63/15, 15.1-15.4, 15.45, 15.5,
63/15.6, 15.65, 15.7, 15.8, 26-27; D21/376-379
See application file for complete search history.

(56) **References Cited**

U.S. PATENT DOCUMENTS

D5,970 S * 7/1872 Martin D11/37
D100,555 S * 7/1936 Goldman D11/32
D110,997 S * 8/1938 Goodman D11/29

D112,281 S * 11/1938 Goodman D11/29
D264,734 S * 6/1982 Nugroho D21/379
D350,781 S * 9/1994 Jannersten D21/379
D431,268 S * 9/2000 McBride D21/379
D432,937 S * 10/2000 Blacoe D11/26
D435,475 S * 12/2000 Canty D11/26

* cited by examiner

Primary Examiner—Ian Simmons

Assistant Examiner—Melanie Levy

(74) *Attorney, Agent, or Firm*—Law Office of Sergi Orel, Esq, LLC

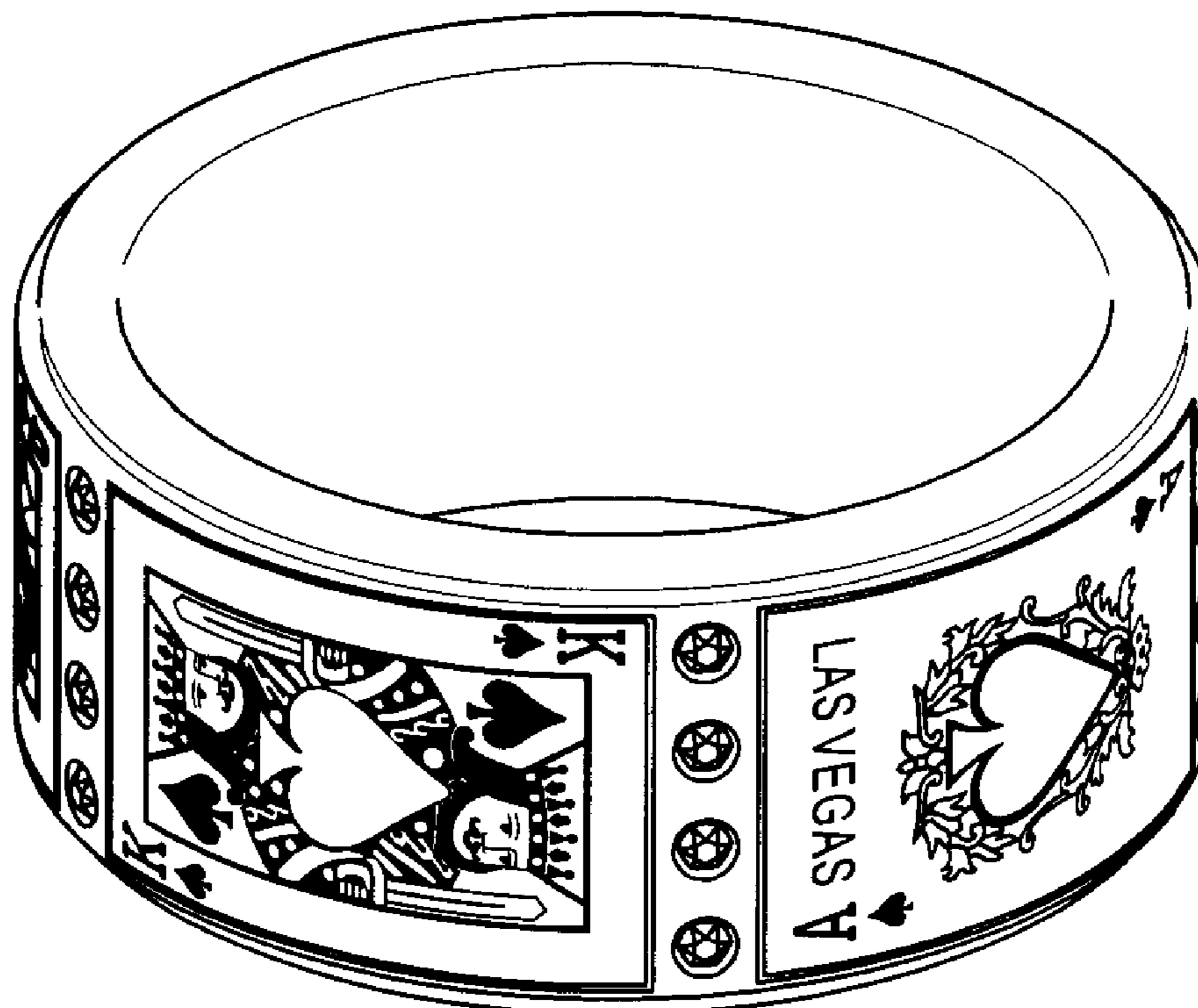
(57) **CLAIM**

The ornamental design for a ring, as shown and described.

DESCRIPTION

FIG. 1 is a top plan view of a ring of the present invention; FIG. 2 is a front view thereof taken from “A”; FIG. 3 is a front view thereof taken from “B”; FIG. 4 is a front view thereof taken from “C”; FIG. 5 is a front view thereof taken from “D”; FIG. 6 is a front view thereof taken from “E”; FIG. 7 is a perspective view thereof; and, FIG. 8 is an alternate perspective view.

1 Claim, 4 Drawing Sheets



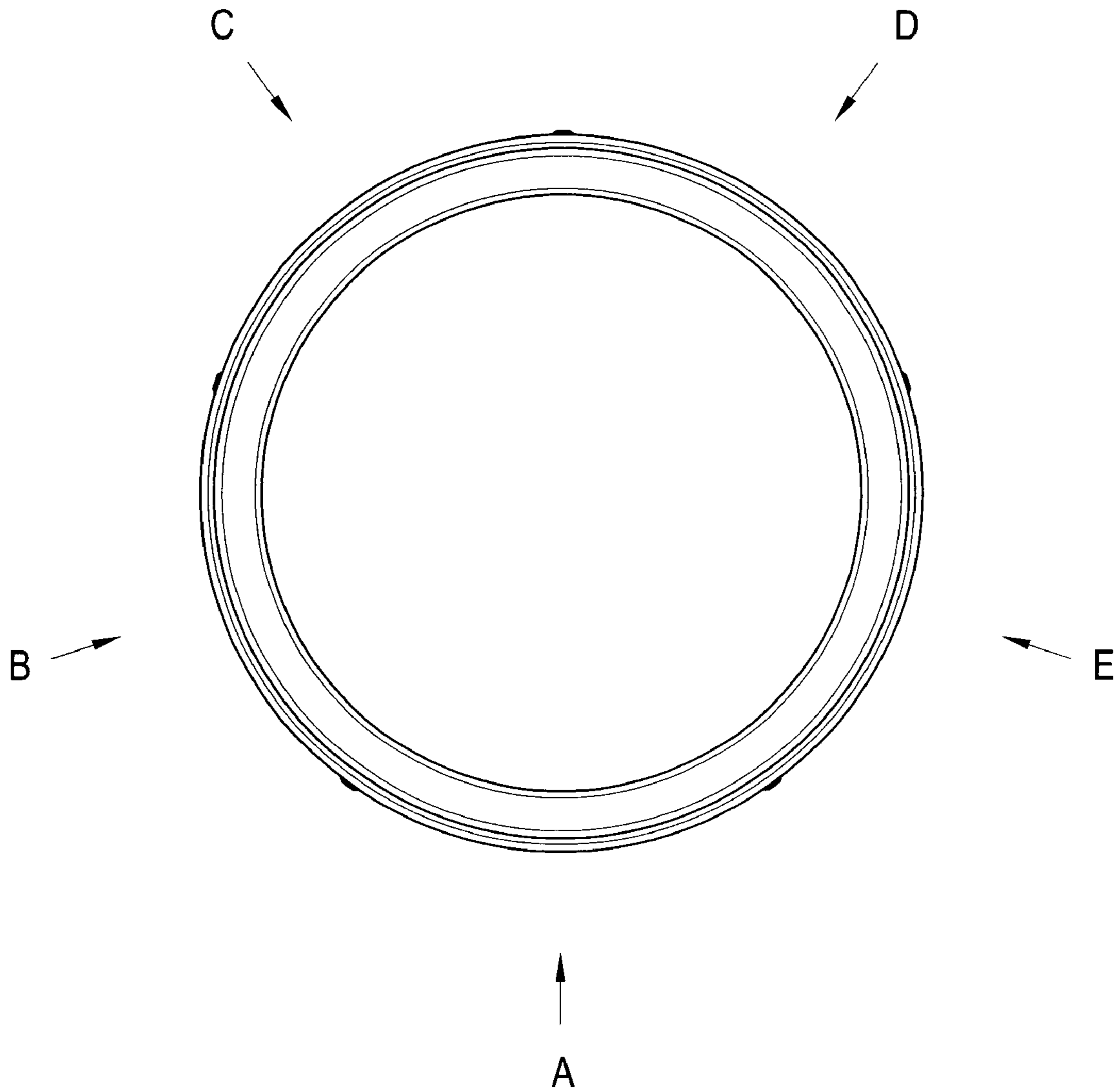


Fig.1

A




Fig.2

B




Fig.3

C




Fig.4

D




Fig.5

E




Fig.6



Fig.7

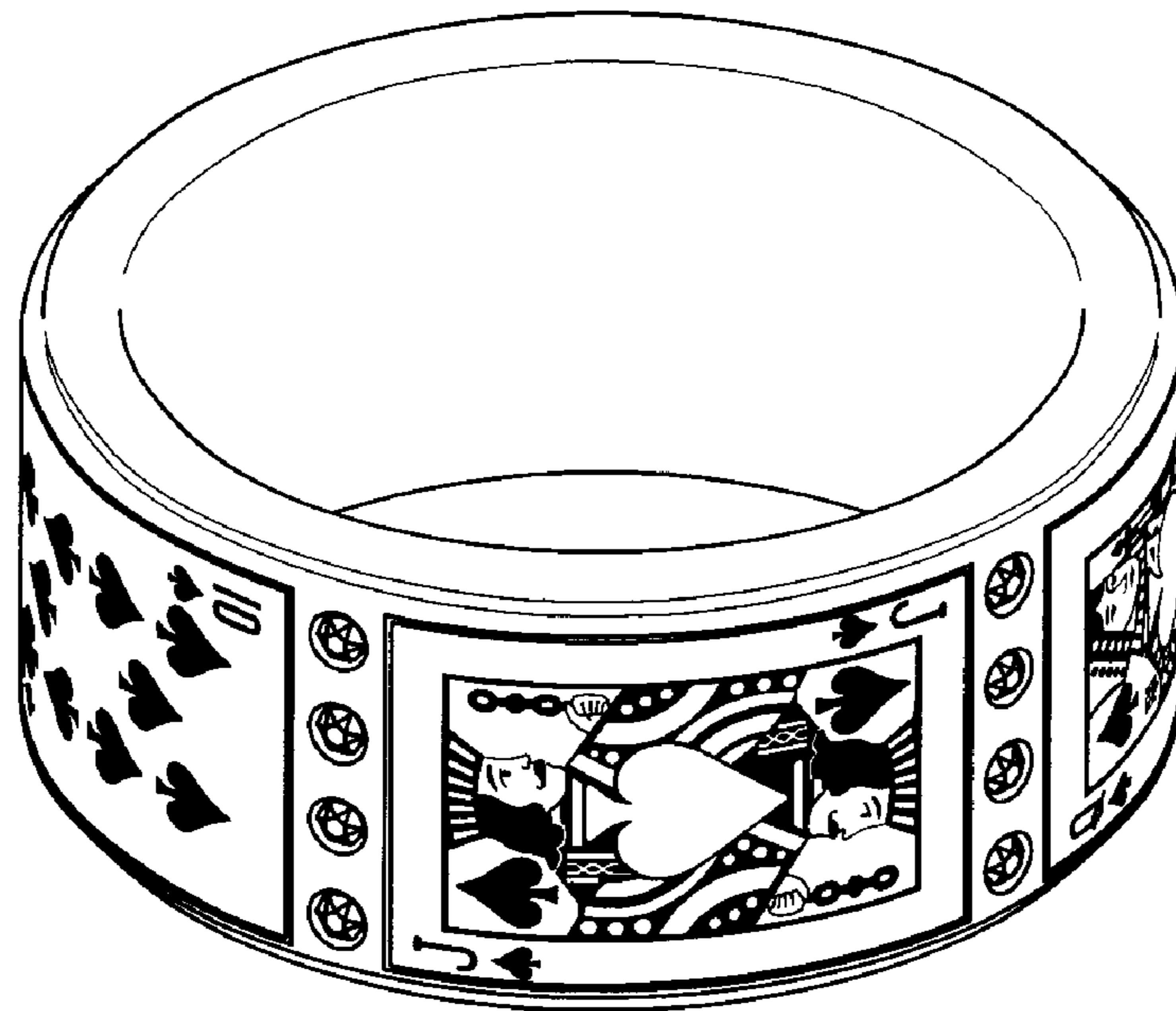


Fig.8