



US00D524677S

(12) **United States Design Patent**
Nataf

(10) **Patent No.:** **US D524,677 S**
(45) **Date of Patent:** **** Jul. 11, 2006**

(54) **WATCH DIAL**

(75) Inventor: **Thierry Nataf**, Paris (FR)
(73) Assignee: **Zenith International, S.A.** (CH)
(**) Term: **14 Years**

(21) Appl. No.: **29/235,729**
(22) Filed: **Aug. 4, 2005**

(30) **Foreign Application Priority Data**

Feb. 8, 2005 (WO) DM/066 307

(51) **LOC (8) Cl.** **10-05**

(52) **U.S. Cl.** **D10/126**

(58) **Field of Classification Search** D10/30-39,
D10/122-129; 368/80, 223, 228-229, 232,
368/276, 280-283, 285, 28-30, 21
See application file for complete search history.

(56) **References Cited**

U.S. PATENT DOCUMENTS

4,972,393	A	*	11/1990	Sase et al.	368/28
D323,124	S	*	1/1992	Osawa	D10/39
5,119,349	A	*	6/1992	Muto et al.	368/157
5,339,293	A	*	8/1994	Kamiyama et al.	368/21
D389,071	S	*	1/1998	Giardiello	D10/31
D481,642	S	*	11/2003	Journe	D10/126
D490,719	S	*	6/2004	Schoepfer	D10/32
D497,321	S	*	10/2004	Nataf	D10/126
D500,451	S	*	1/2005	Yamamoto	D10/32
2002/0101788	A1	*	8/2002	Petsch	368/281
2003/0031093	A1	*	2/2003	Zaugg	368/80
2004/0022133	A1	*	2/2004	Schmiedchen et al.	368/110
2005/0185513	A1	*	8/2005	Tamura et al.	368/28

OTHER PUBLICATIONS

Gisbert L. Brunner and Christian Pfeiffer-Bell, *Wrist-watches—A Handbook and Price Guide*, Schiffer Publishing, Ltd., 1993, p. 132, Watch #280 located on the bottom right side of the page.*
Gisbert L. Brunner and Christian Pfeiffer-Bell, *Wrist-watches—A Handbook and Price Guide*, Schiffer Publishing, Ltd., 1993, p. 137, Watch(es) #304, #305 A, #305 B, #306.*
Jewelry Magazine, Aug. 1951, p. 23, ‘Tissot Automatic Navigator’.*

* cited by examiner

Primary Examiner—Lucy Lieberman
Assistant Examiner—Zenita I. Bennett
(74) *Attorney, Agent, or Firm*—Lott & Friedland, PA

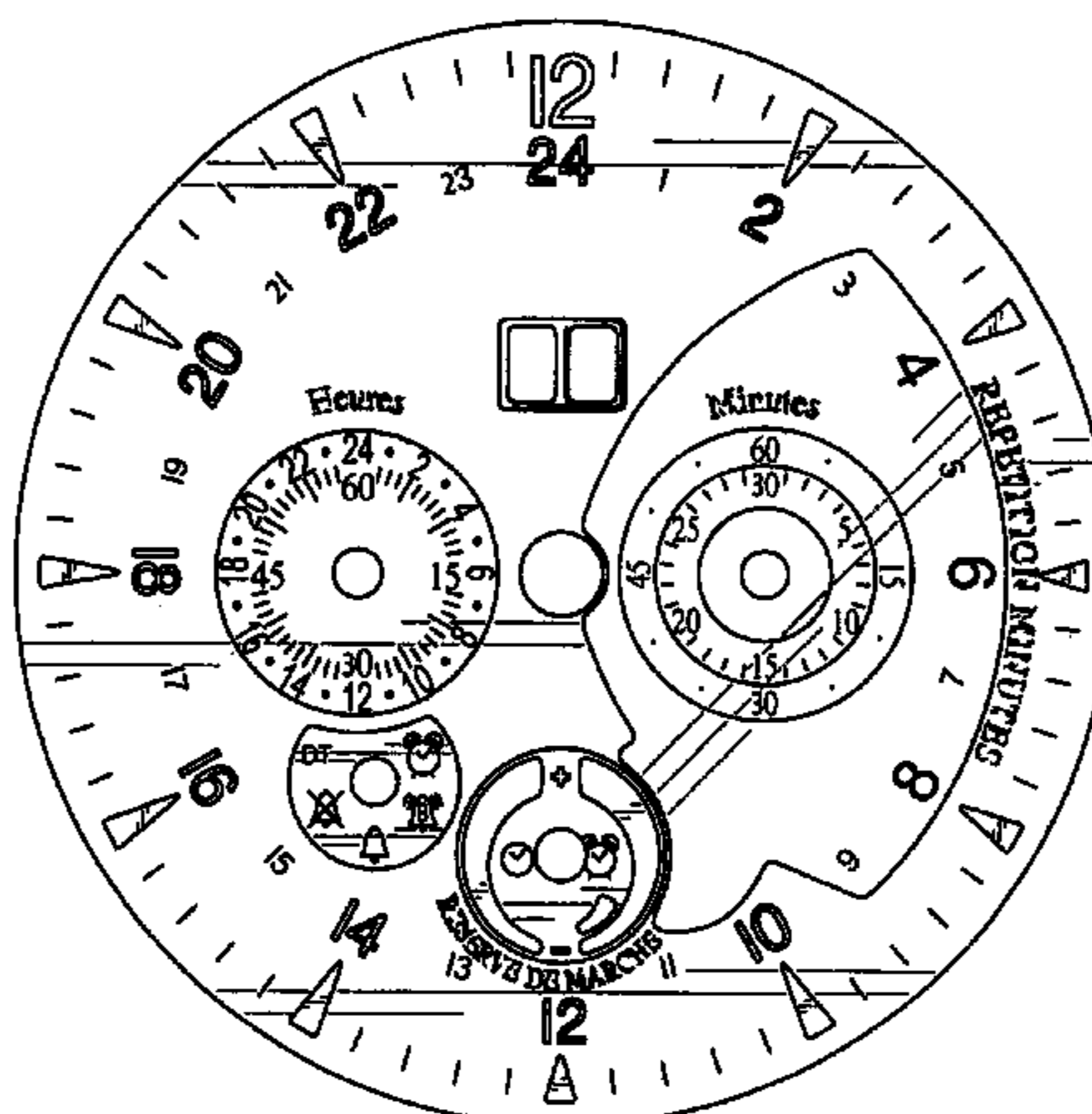
(57) **CLAIM**

The ornamental design for a watch dial, substantially as shown and described.

DESCRIPTION

FIG. 1 is a perspective view of the watch dial of the present invention;
FIG. 2 is a front view of the watch dial shown in of FIG. 1;
FIG. 3 is a rear view of the watch dial shown in of FIG. 1;
FIG. 4 is a left side elevational view of the watch dial shown in of FIG. 1;
FIG. 5 is a right side elevational view of the watch dial shown in of FIG. 1;
FIG. 6 is a top view of the watch dial shown in of FIG. 1; and,
FIG. 7 is a bottom view of the watch dial shown in of FIG. 1.
The terms “RESERVE DE MARCHE” and “REPETITION MINUTES” shown in broken lines in FIGS. 1 and 2 are for purposes of illustration only and form no part of the claimed design.

1 Claim, 5 Drawing Sheets






FIG. 1

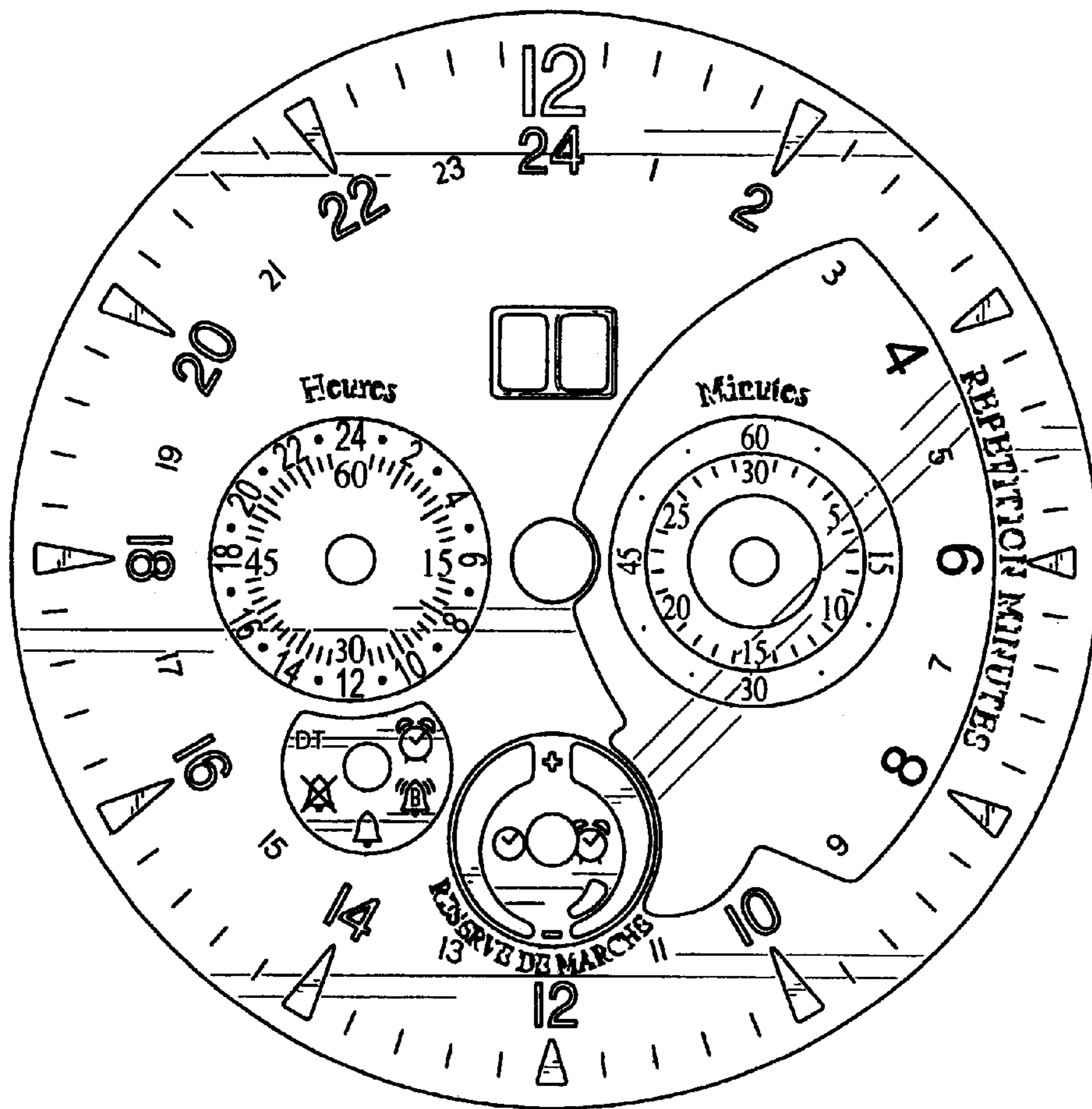


FIG. 2

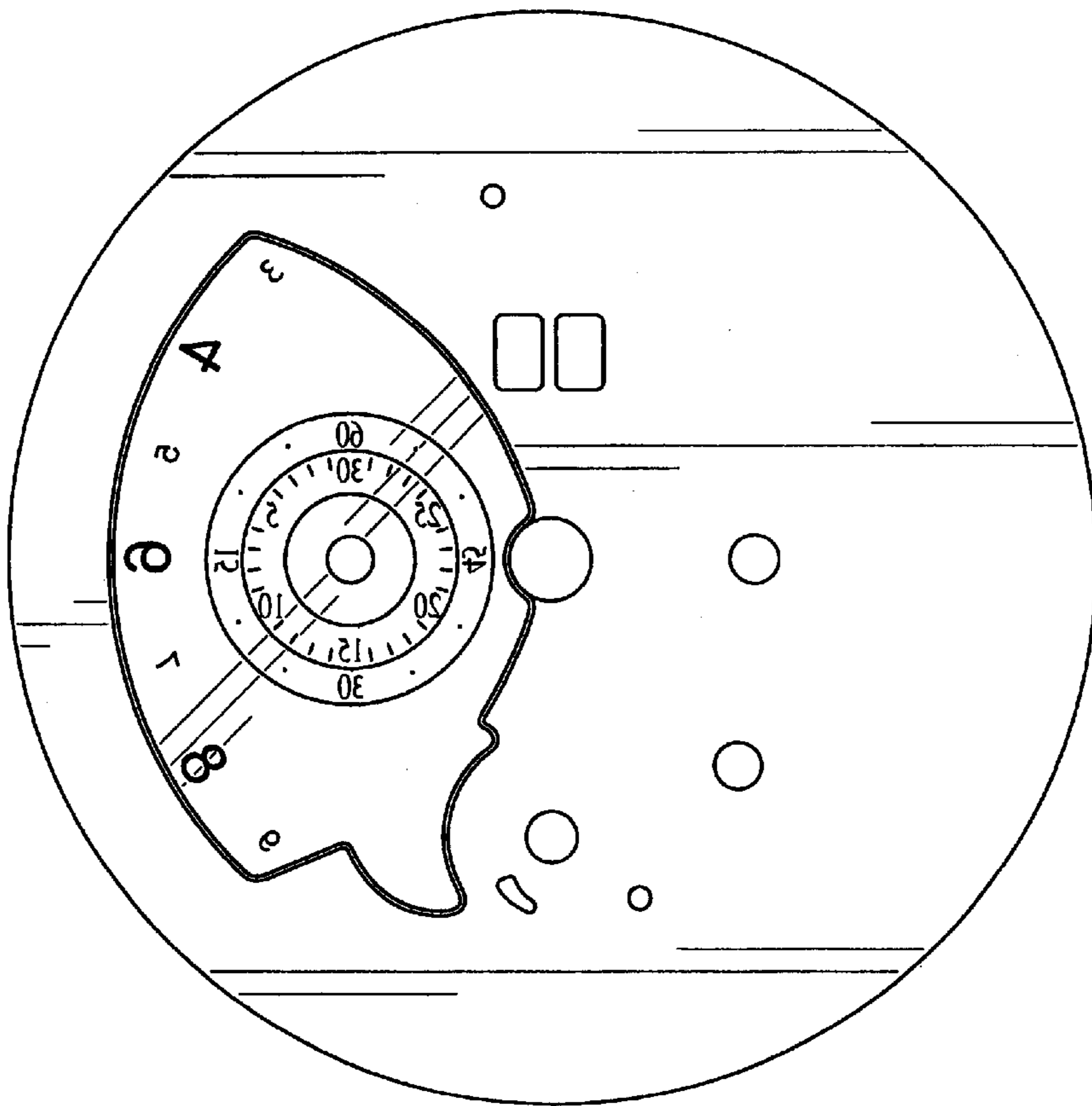


FIG. 3

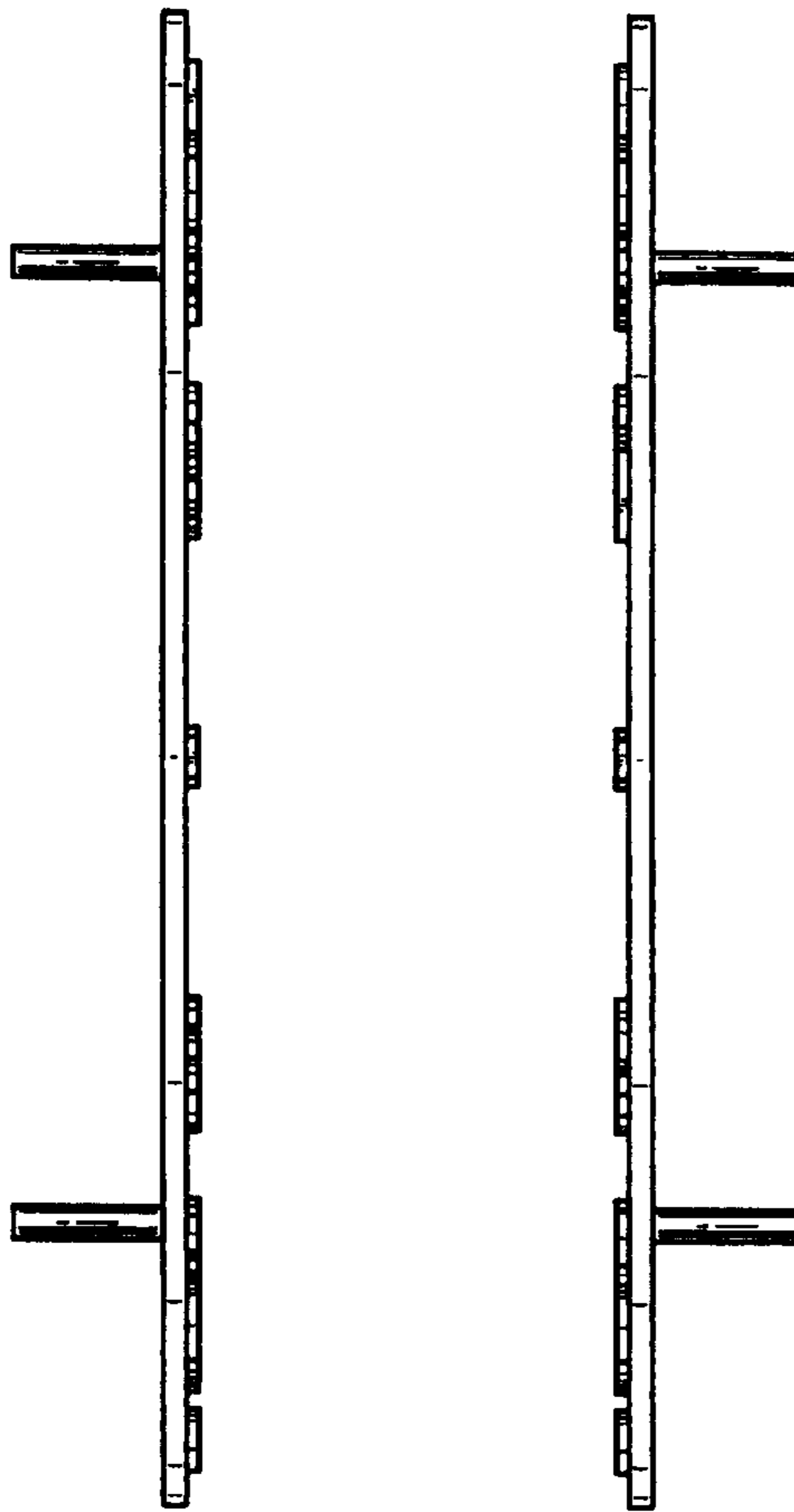


FIG. 4

FIG. 5

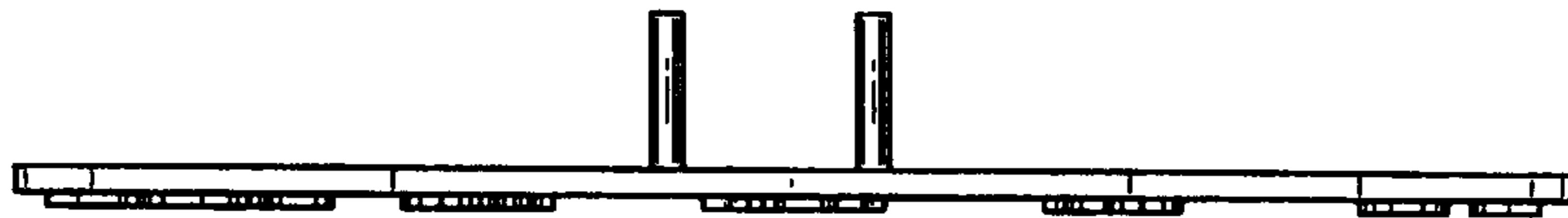


FIG. 6

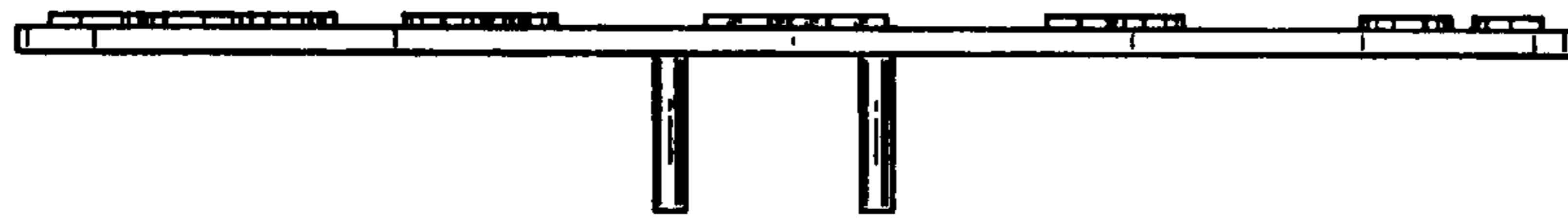


FIG. 7