



US00D524672S

(12) **United States Design Patent**
Yamada et al.

(10) **Patent No.:** **US D524,672 S**
(45) **Date of Patent:** **** Jul. 11, 2006**

(54) **BODYFAT ANALYZER WITH SCALE**

6,590,166 B1 * 7/2003 Yoshida 177/25.13

(75) Inventors: **Satoshi Yamada**, Kyoto (JP); **Nobuo Kubo**, Kyoto (JP); **Jiazheng Jin**, Kyoto (JP); **Yoshio Kusumi**, Tokyo (JP)

* cited by examiner

(73) Assignee: **Omron Healthcare Co, Ltd.**, Kyoto (JP)

Primary Examiner—Antoine D. Davis
(74) *Attorney, Agent, or Firm*—Harnes, Dickey & Pierce, P.L.C.

(**) Term: **14 Years**

(57) **CLAIM**

(21) Appl. No.: **29/220,134**

The ornamental design for a bodyfat analyzer with scale, as shown.

(22) Filed: **Dec. 28, 2004**

DESCRIPTION

(30) **Foreign Application Priority Data**

Jun. 29, 2004 (JP) 2004-019431

FIG. 1 is a front perspective view of an embodiment of a bodyfat analyzer with scale showing our new design;

(51) **LOC (8) Cl.** **10-04**

FIG. 2 is a rear perspective view thereof;

(52) **U.S. Cl.** **D10/92**

FIG. 3 is a front elevational view thereof;

(58) **Field of Classification Search** D10/92;

FIG. 4 is a rear elevational view thereof;

177/4, 25.12–25.16, 177, 199, 210 R, 238–245,

FIG. 5 is a top plan view thereof,

177/DIG. 3; 324/692; 600/506, 547

FIG. 6 is a bottom plan view thereof;

See application file for complete search history.

FIG. 7 is a right side elevational view thereof; and,

FIG. 8 is a left side elevational view thereof.

(56) **References Cited**

U.S. PATENT DOCUMENTS

D414,126 S * 9/1999 Kurata et al. D10/92

1 Claim, 4 Drawing Sheets




Fig.1




Fig.2




Fig.3




Fig.4




Fig.5



Fig.6

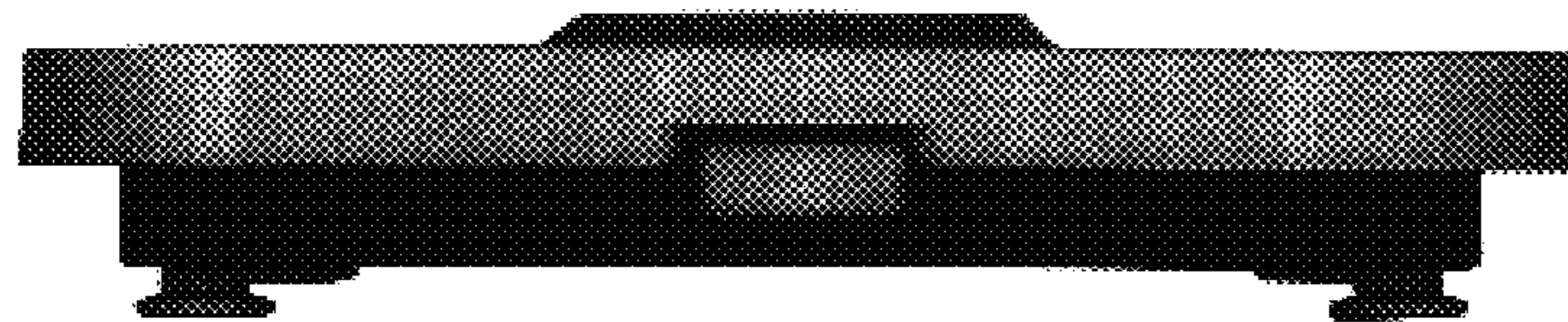


Fig.7




Fig. 8

