



US00D524662S

(12) **United States Design Patent** (10) **Patent No.:** **US D524,662 S**
Fager et al. (45) **Date of Patent:** **** Jul. 11, 2006**

(54) **FIVE COMPARTMENT CONTAINER BASE**

(75) Inventors: **Mark A. Fager**, Madison, WI (US);
Roger P. Fager, Mount Horeb, WI (US)

(73) Assignee: **Palstic Ingenuity, Inc.**, Cross Plains, WI (US)

(**) Term: **14 Years**

(21) Appl. No.: **29/224,125**

(22) Filed: **Feb. 25, 2005**

(51) **LOC (8) Cl.** **09-03**

(52) **U.S. Cl.** **D9/756**

(58) **Field of Classification Search** D9/761,
D9/737, 756, 414, 418, 424, 425, 428, 432;
D7/601, 629, 602, 505, 540; 206/216, 541,
206/203, 508, 518, 484, 484.1, 557, 484.2,
206/459.1, 524.3; 220/556, 241, 242, 781,
220/780, 350, 376, 664, 574.1, 551; 229/123.1,
229/200, 123.2, 4.5, 406, 407, 902, 904,
229/938; 426/106

See application file for complete search history.

(56) **References Cited**

U.S. PATENT DOCUMENTS

D286,360 S * 10/1986 Trivison D7/540
4,838,444 A 6/1989 Bitel
D310,315 S 9/1990 Bitel
D322,914 S * 1/1992 Unger D7/505

5,094,355 A 3/1992 Clark et al.
D353,327 S 12/1994 Castner et al.
5,381,901 A 1/1995 Hundley
5,593,062 A * 1/1997 Martin 220/574.1
D384,554 S * 10/1997 Ancona et al. D7/505
5,915,581 A 6/1999 Pfirrmann, Jr. et al.
D419,869 S * 2/2000 Loew et al. D9/761
6,257,401 B1 7/2001 Mangla et al.
6,349,847 B1 2/2002 Mangla et al.
6,752,288 B1 * 6/2004 Swift 220/551

* cited by examiner

Primary Examiner—Stella Reid

Assistant Examiner—Mark Goodwin

(74) *Attorney, Agent, or Firm*—Foley & Lardner LLP

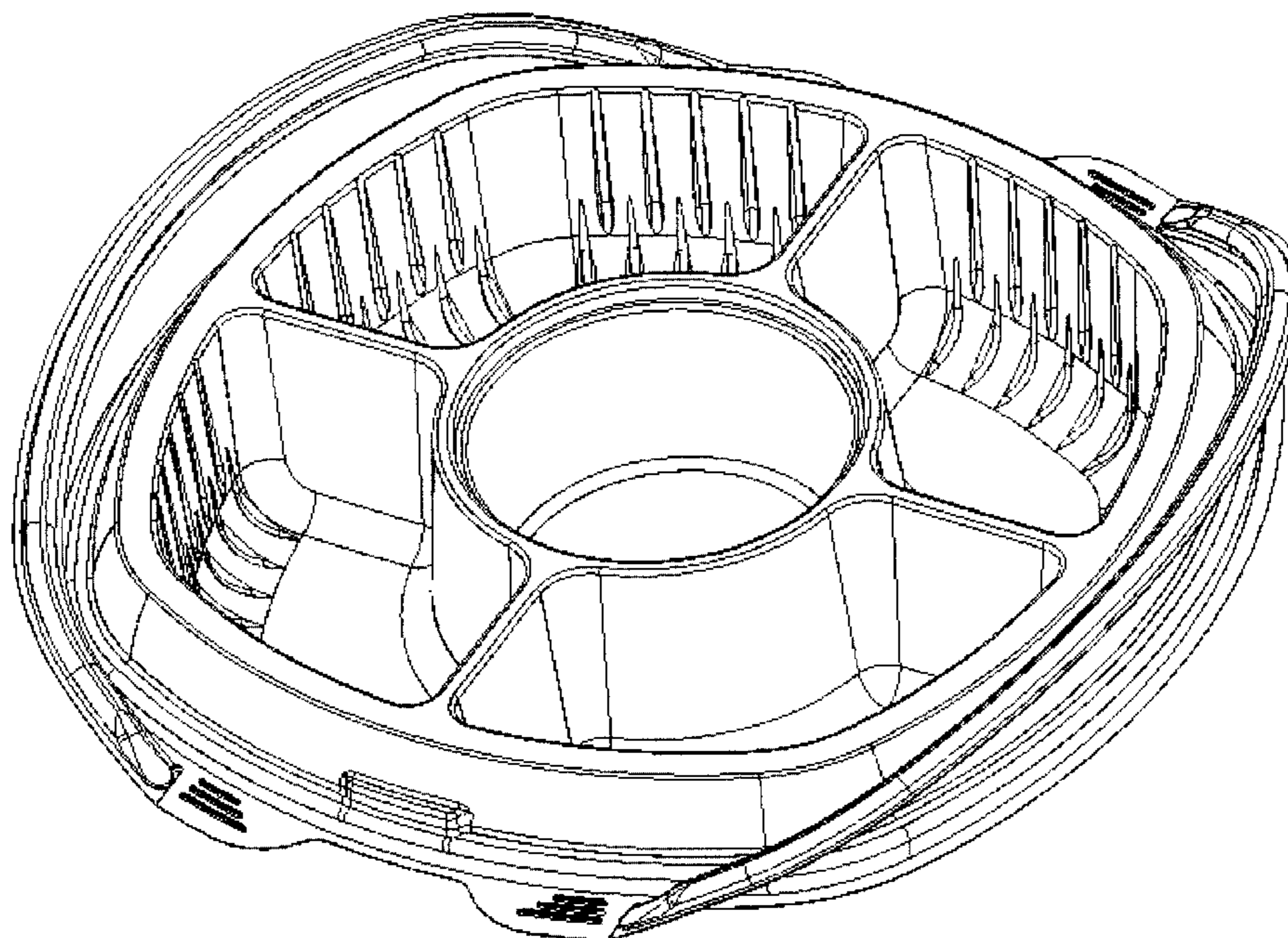
(57) **CLAIM**

We claim the ornamental design for a five compartment container base, as shown and described.

DESCRIPTION

FIG. 1 is a top perspective view of a five compartment container base showing my new design;
FIG. 2 is a bottom perspective view thereof;
FIG. 3 is a top plan view thereof;
FIG. 4 is a bottom plan view thereof;
FIG. 5 is a side elevation view of a first side thereof; and,
FIG. 6 is a side elevation view of a second side thereof.
The ornamental design which is claimed is shown in solid lines in the drawings.

1 Claim, 6 Drawing Sheets



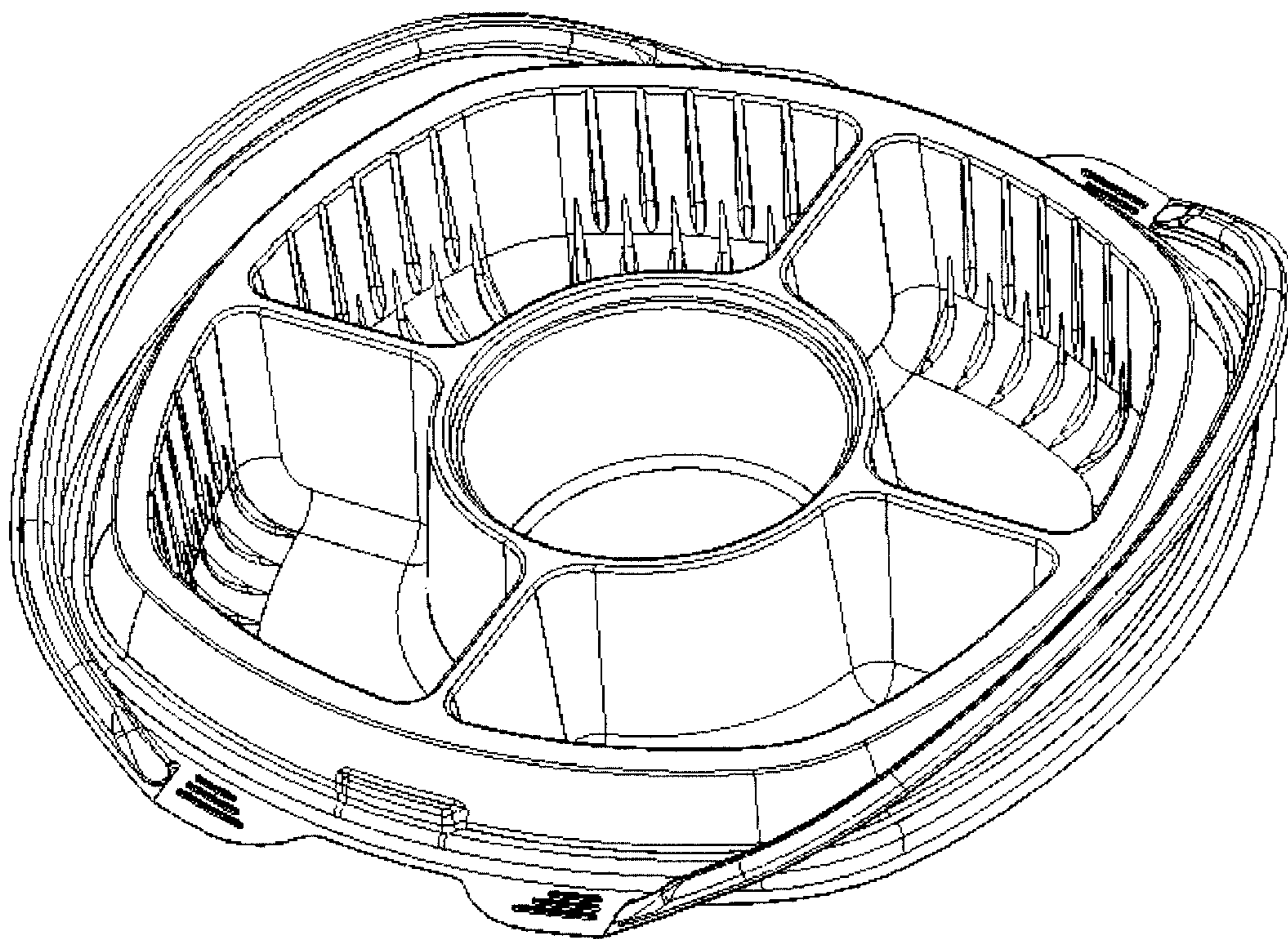


FIG. 1

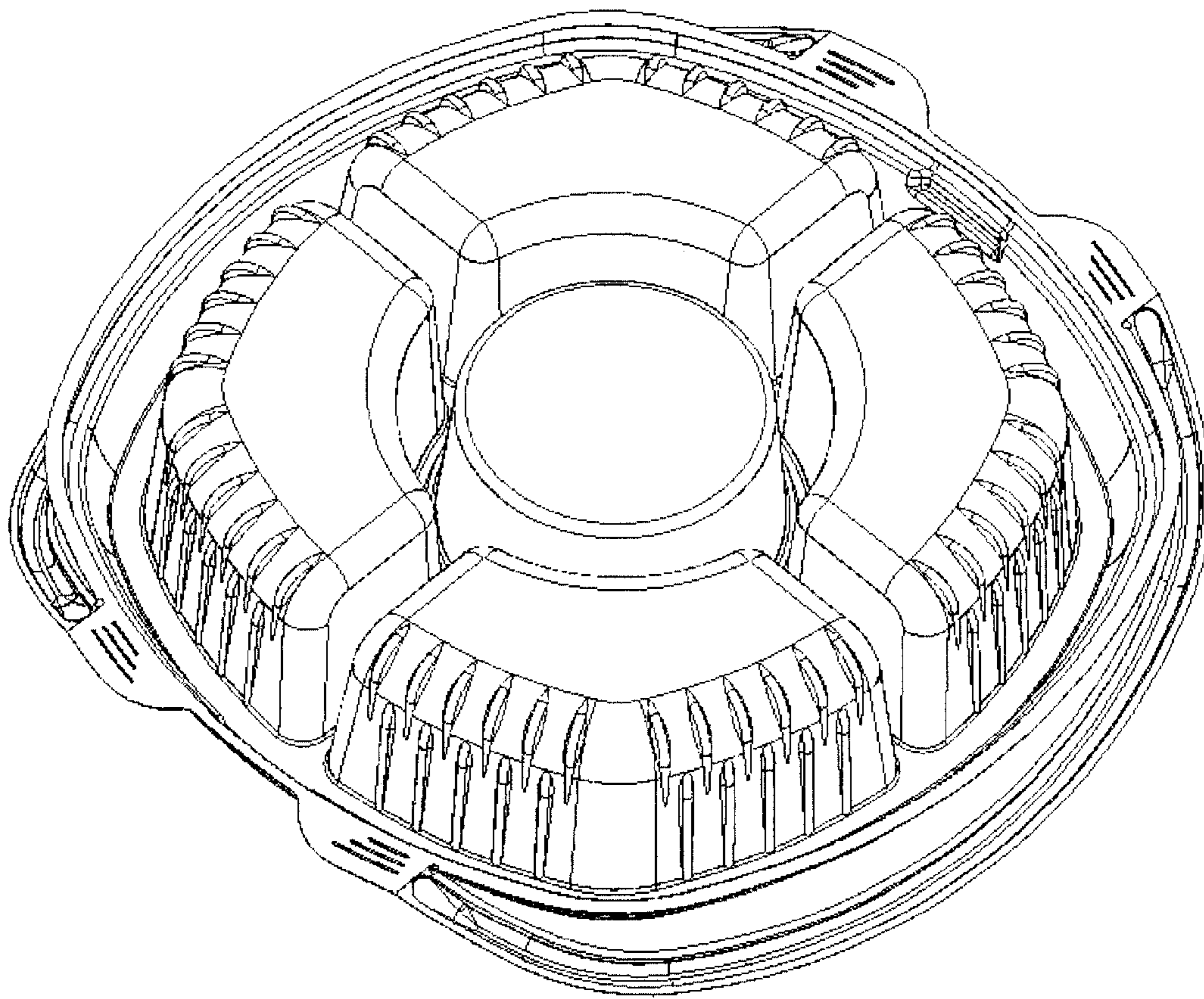


FIG. 2

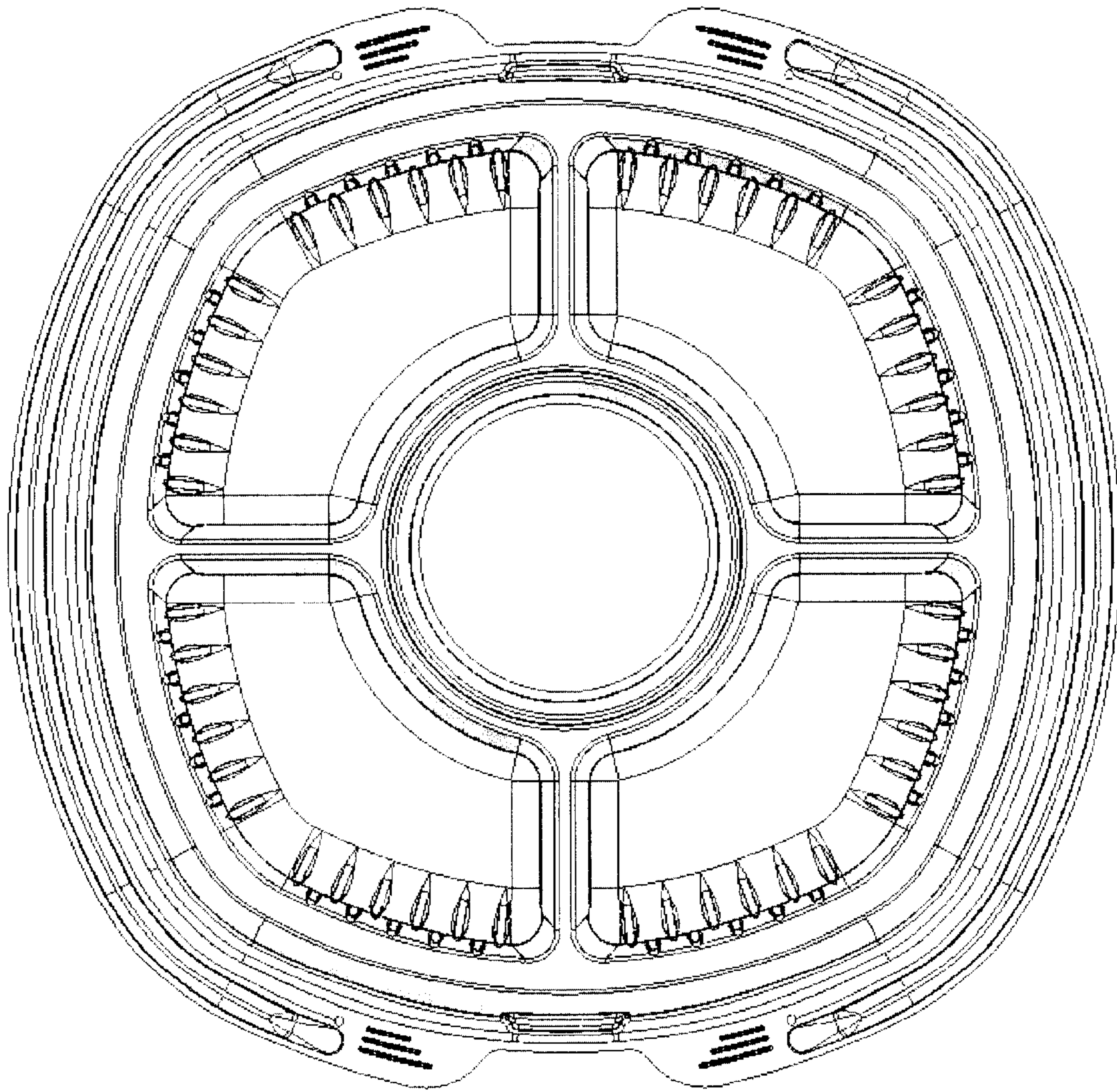


FIG. 3

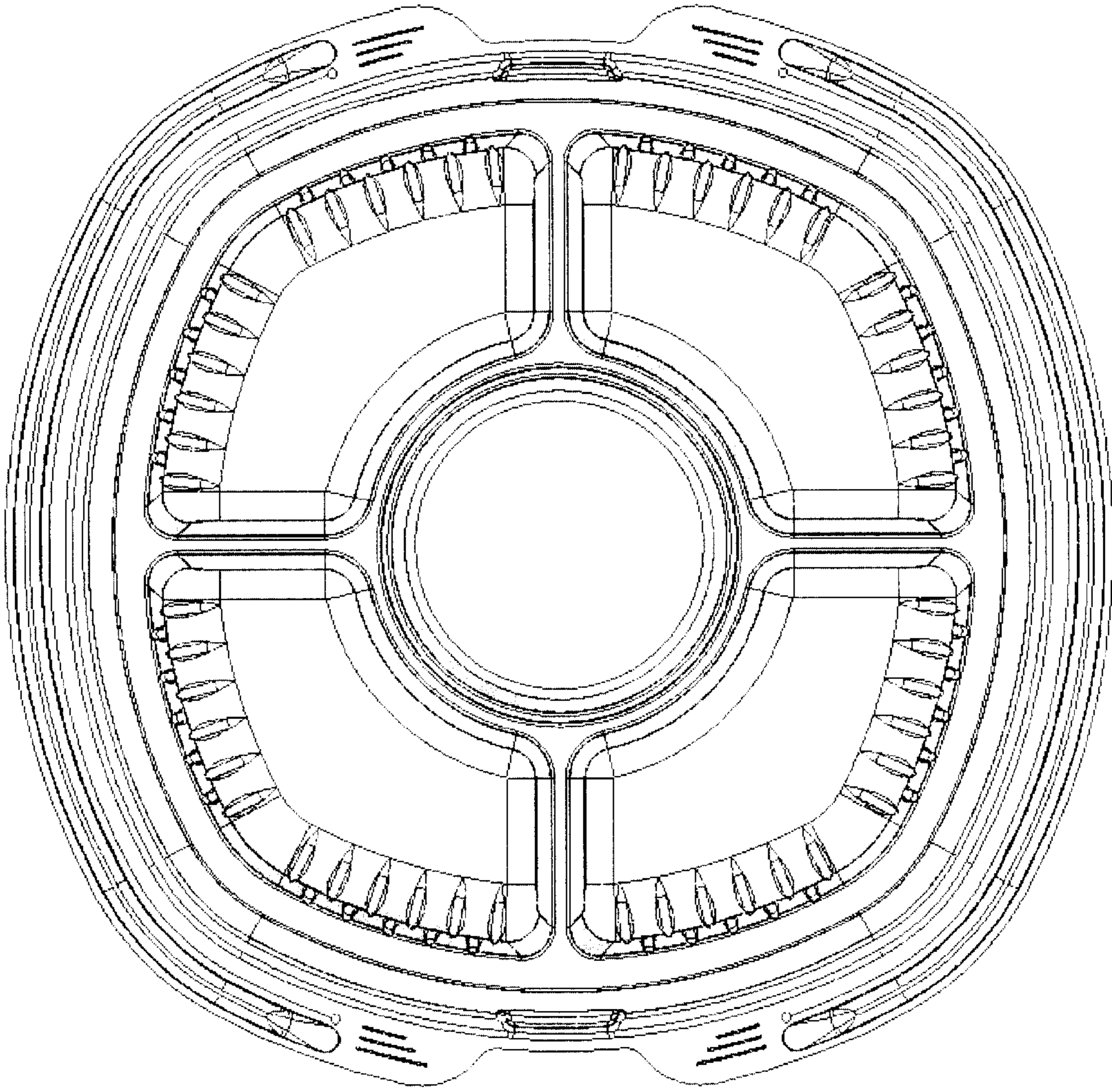


FIG. 4

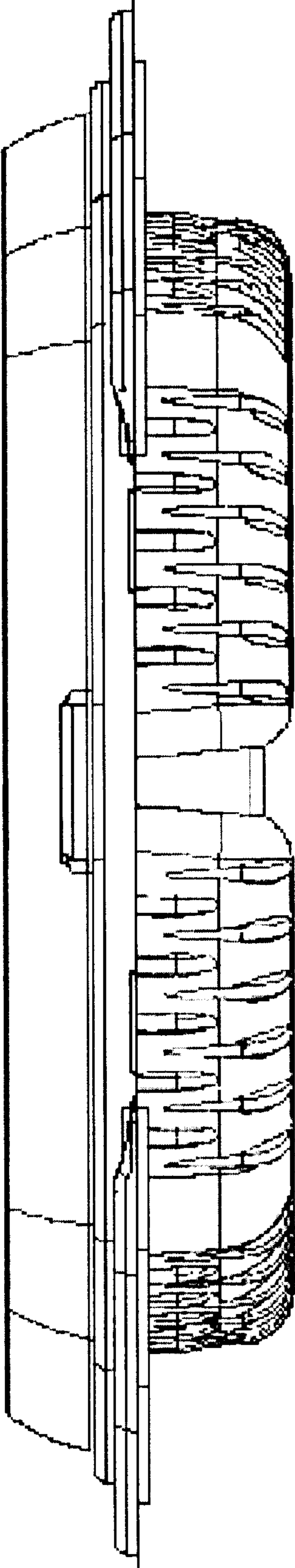


FIG. 5

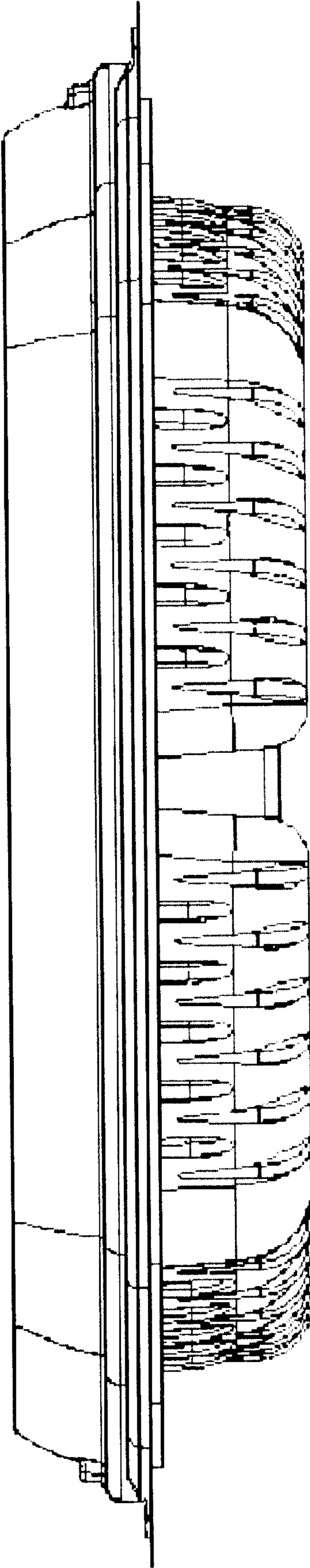


FIG. 6