



US00D524661S

(12) **United States Design Patent** (10) **Patent No.:** **US D524,661 S**
Blasko et al. (45) **Date of Patent:** **** Jul. 11, 2006**

(54) PRODUCT CONTAINER	4,874,620 A * 10/1989 Mendenhall et al. 426/113
	5,352,466 A * 10/1994 Delonis 426/123
(75) Inventors: Tanya Nicole Blasko , Cincinnati, OH	5,866,419 A 2/1999 Meder
(US); Stacy Alycia Thomas , Chicago,	6,068,181 A * 5/2000 Cai 229/116.1
IL (US); Erica Heidi Hollman ,	6,214,392 B1 * 4/2001 Ramirez 426/106
Kenosha, WI (US)	6,309,105 B1 * 10/2001 Palumbo 383/211
	D459,229 S 6/2002 Paul
(73) Assignee: The Procter & Gamble Company ,	D468,059 S 12/2002 Fuller
Cincinnati, OH (US)	D468,210 S 1/2003 Joubert
	D478,810 S 8/2003 Wilson
(**) Term: 14 Years	D493,364 S 7/2004 Papiernik
	D497,038 S 10/2004 Tsai
	2004/0136619 A1 * 7/2004 Spork et al. 383/88

(21) Appl. No.: **29/232,279**

(22) Filed: **Jun. 16, 2005**

Related U.S. Application Data

(62) Division of application No. 29/216,510, filed on Nov. 4, 2004.

(51) **LOC (8) Cl.** **09-01**

(52) **U.S. Cl.** **D9/693**

(58) **Field of Classification Search** D9/523,
D9/527, 703-714, 720-722, 729; 206/459.5,
206/466, 210; 222/107; 426/2, 79-82, 90,
426/106, 116, 143; 383/42, 207
See application file for complete search history.

(56) **References Cited**

U.S. PATENT DOCUMENTS

D78,886 S	7/1929	Grubb	
D190,784 S	6/1961	Kruck	
3,312,337 A *	4/1967	Martin	206/497
D274,499 S	7/1984	Soos	
4,596,713 A *	6/1986	Burdette	426/107
4,739,879 A *	4/1988	Nakamura	206/205
4,769,245 A *	9/1988	Farrar et al.	426/106

OTHER PUBLICATIONS

Estee Lauder Cyber White Product Bottle Design, Bea's UP, p. 33 (Feb. 2005).

* cited by examiner

Primary Examiner—Stella Reid

Assistant Examiner—Rashida C. McCoy

(74) *Attorney, Agent, or Firm*—John M. Howell

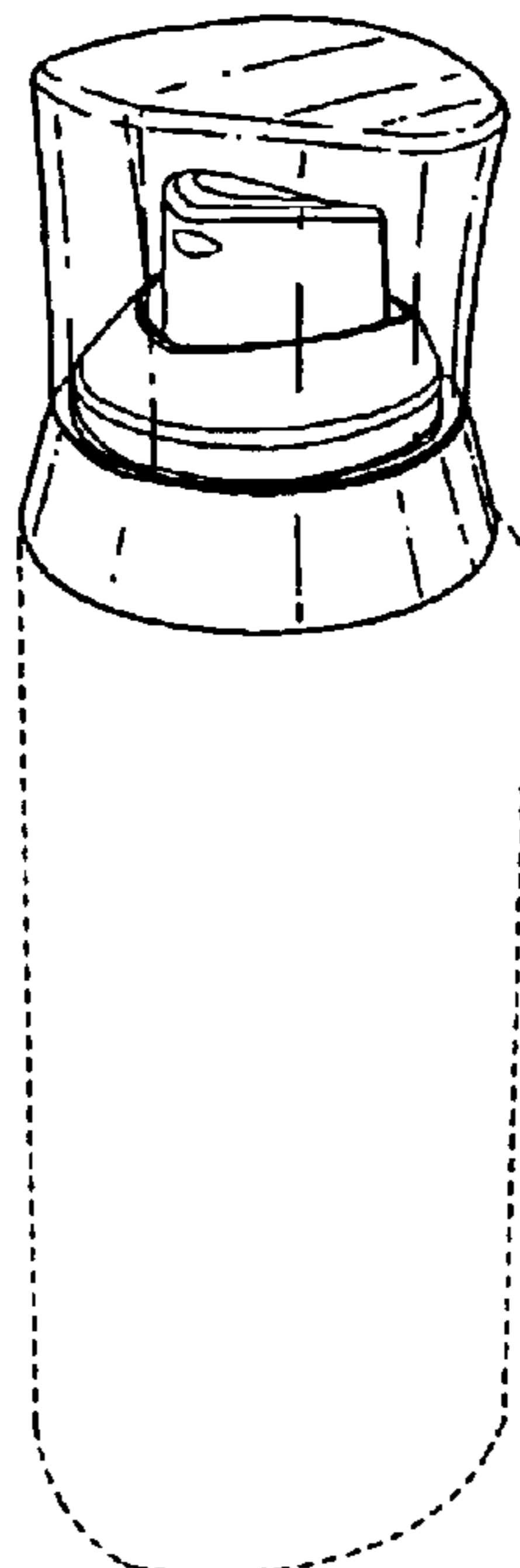
(57) **CLAIM**

The ornamental design for a product container, as shown and described.

DESCRIPTION

FIG. 1 is a perspective view of the product container showing our new design;
FIG. 2 is a top plan view thereof;
FIG. 3 is a front view thereof;
FIG. 4 is a rear view thereof;
FIG. 5 is a right side view thereof; and,
FIG. 6 is a bottom view thereof.

1 Claim, 2 Drawing Sheets



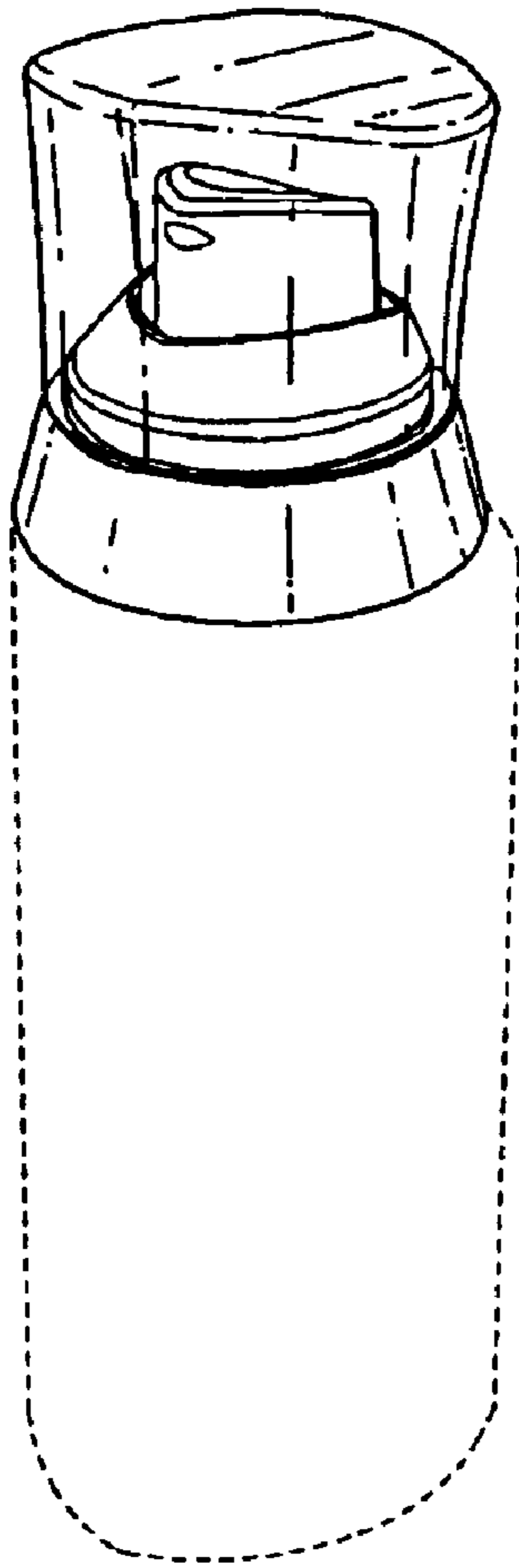


Fig. 1

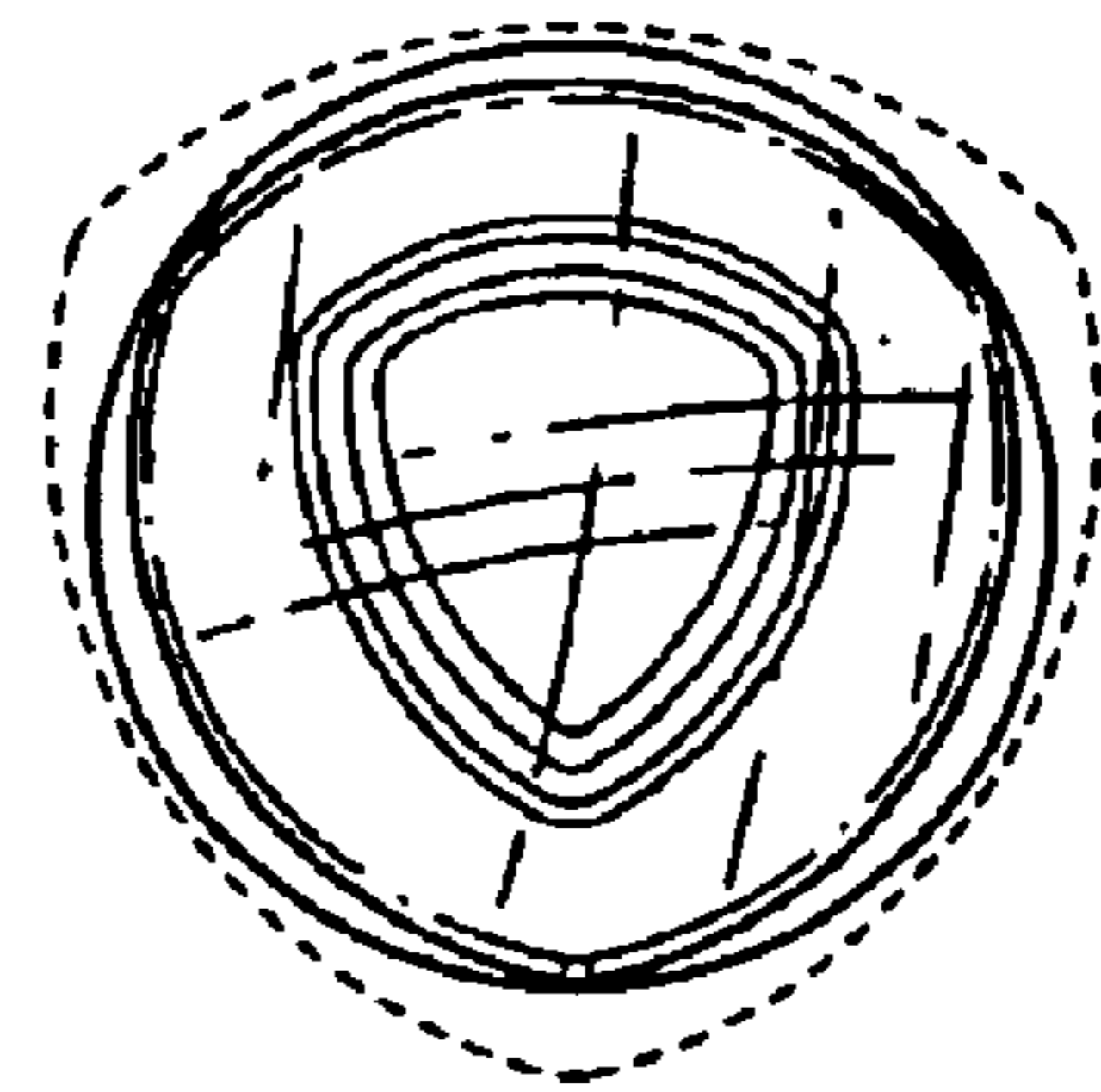


Fig. 2




Fig. 3




Fig. 4




Fig. 5

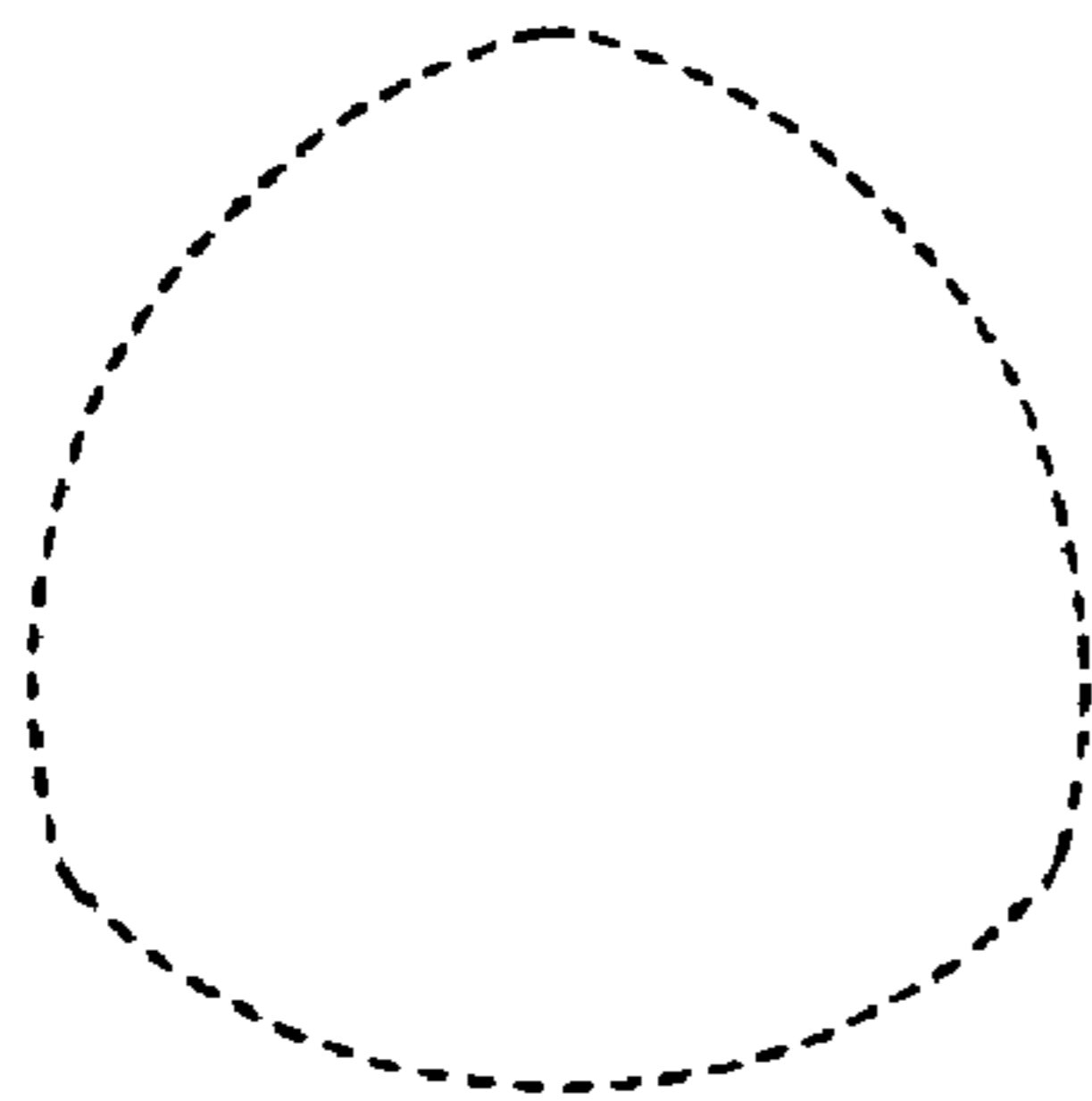


Fig. 6