

US00D524660S

(12) **United States Design Patent**
Floyd et al.

(10) **Patent No.:** **US D524,660 S**
(45) **Date of Patent:** **** Jul. 11, 2006**

(54) **BOTTLE**

(75) Inventors: **Brian Lee Floyd**, Cincinnati, OH (US);
Shane Edwin Meeker, South Lebanon,
OH (US); **Michael Sauer**, Forest Park,
IL (US); **Karl Bakker**, Chicago, IL
(US); **Philip Hague**, Chicago, IL (US);
Jason Campbell, Chicago, IL (US)

(73) Assignee: **The Procter & Gamble Company**,
Cincinnati, OH (US)

(**) Term: **14 Years**

(21) Appl. No.: **29/241,278**

(22) Filed: **Oct. 26, 2005**

Related U.S. Application Data

(62) Division of application No. 29/215,030, filed on Oct. 13,
2004.

(51) **LOC (8) Cl.** **09-01**

(52) **U.S. Cl.** **D9/550**; D9/528

(58) **Field of Classification Search** D9/523,
D9/527, 528, 530, 531, 537, 543, 549, 563,
D9/564, 569, 572, 575, 550; 215/382-386,
215/396, 398; 220/675, 771; 222/108, 109,
222/465.1, 767, 571

See application file for complete search history.

(56) **References Cited**

U.S. PATENT DOCUMENTS

D247,021 S * 1/1978 Britt D9/531

D302,245 S * 7/1989 Ross D9/528
D313,179 S * 12/1990 Guislain D9/528
D323,456 S * 1/1992 Gonda D9/527
D329,815 S * 9/1992 Beaver et al. D9/528
D347,790 S * 6/1994 Lathrop et al. D9/523
D368,660 S * 4/1996 Terwilleger et al. D9/528
D414,421 S * 9/1999 Paul et al. D9/528
6,223,945 B1 * 5/2001 Giblin et al. 222/109
6,223,946 B1 * 5/2001 Geisinger et al. 222/111
D449,535 S * 10/2001 Geisinger et al. D9/528

* cited by examiner

Primary Examiner—Mitchell Siegel

Assistant Examiner—Shanda C. Hill

(74) *Attorney, Agent, or Firm*—Mark A. Charles; Kim W.
Zerby; Steven W. Miller

(57) **CLAIM**

The ornamental design for a bottle, as shown and described.

DESCRIPTION

FIG. 1 is a perspective view of a bottle showing our new
design;

FIG. 2 is a right side elevational view thereof;

FIG. 3 is a rear elevational view thereof;

FIG. 4 is a top plan view thereof;

FIG. 5 is a left side elevational view thereof;

FIG. 6 is a front elevational view thereof; and,

FIG. 7 is a bottom plan view thereof.

The broken lines shown in the drawing disclosure are for
illustrative purposes only and form no part of the claimed
design.

1 Claim, 2 Drawing Sheets





Fig. 1

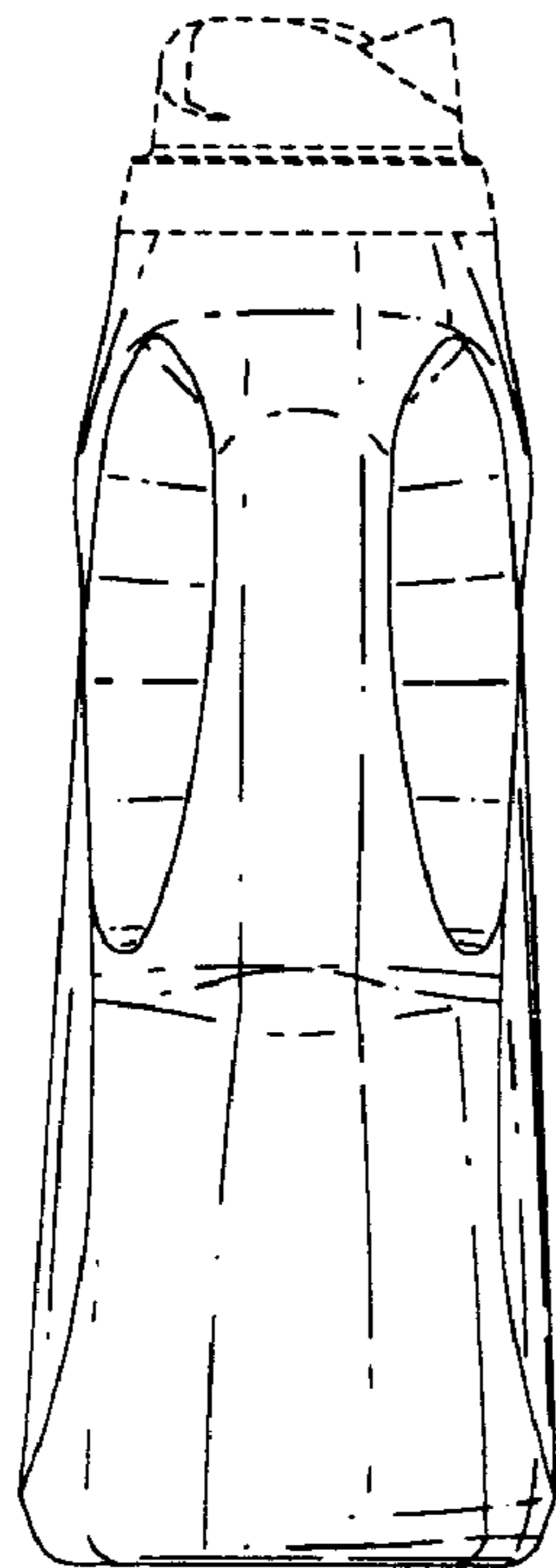


Fig. 2

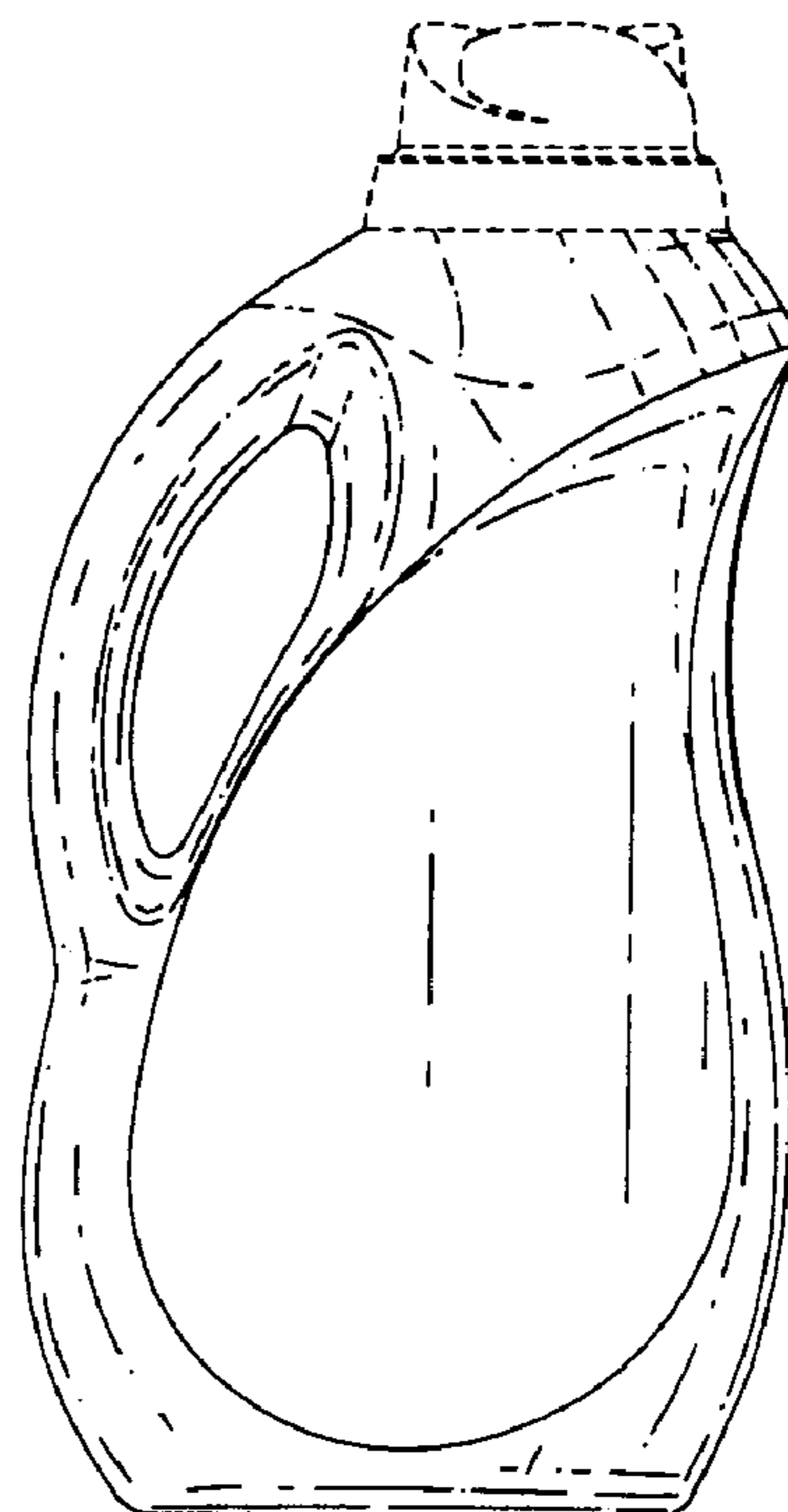


Fig. 3

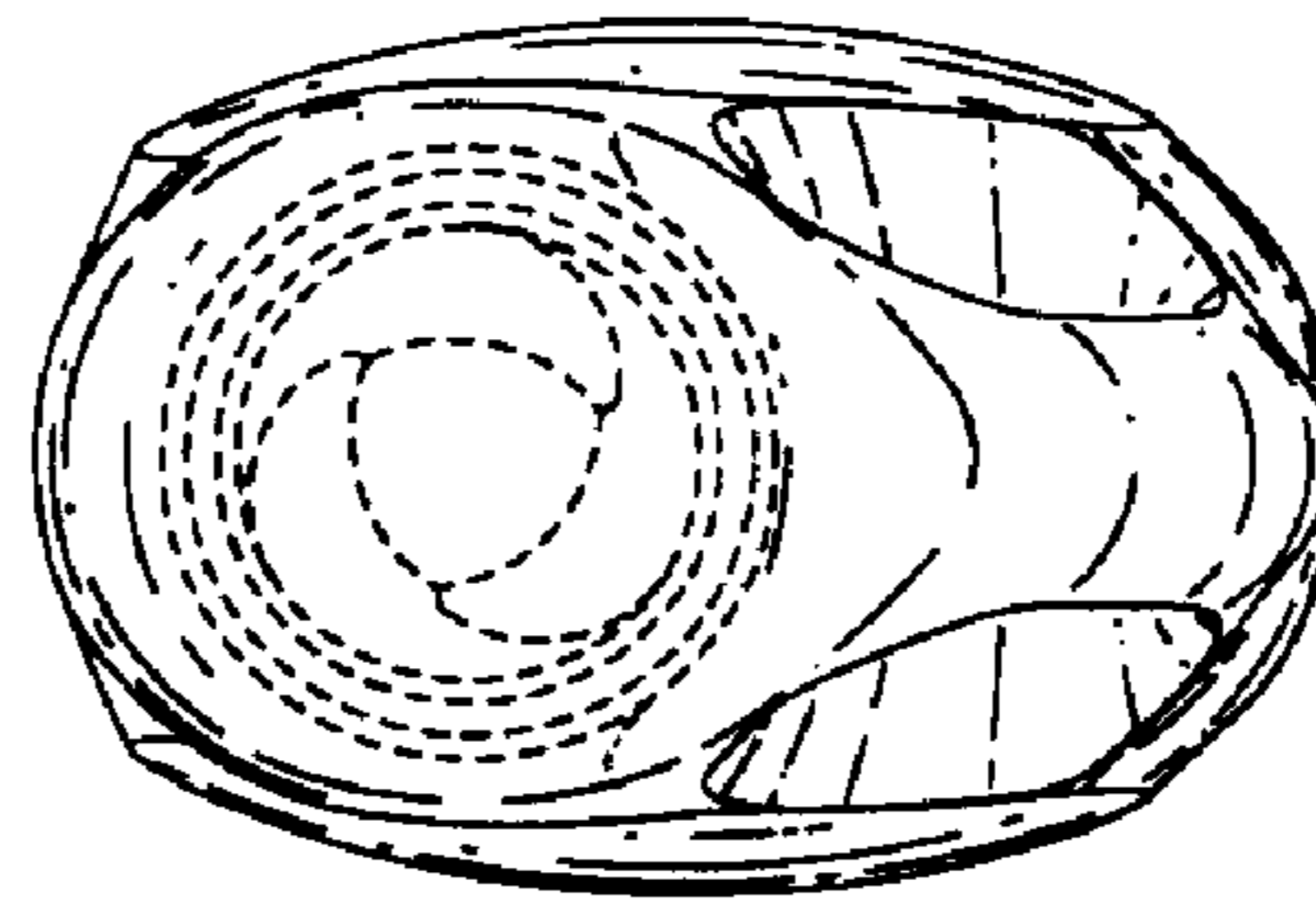


Fig. 4

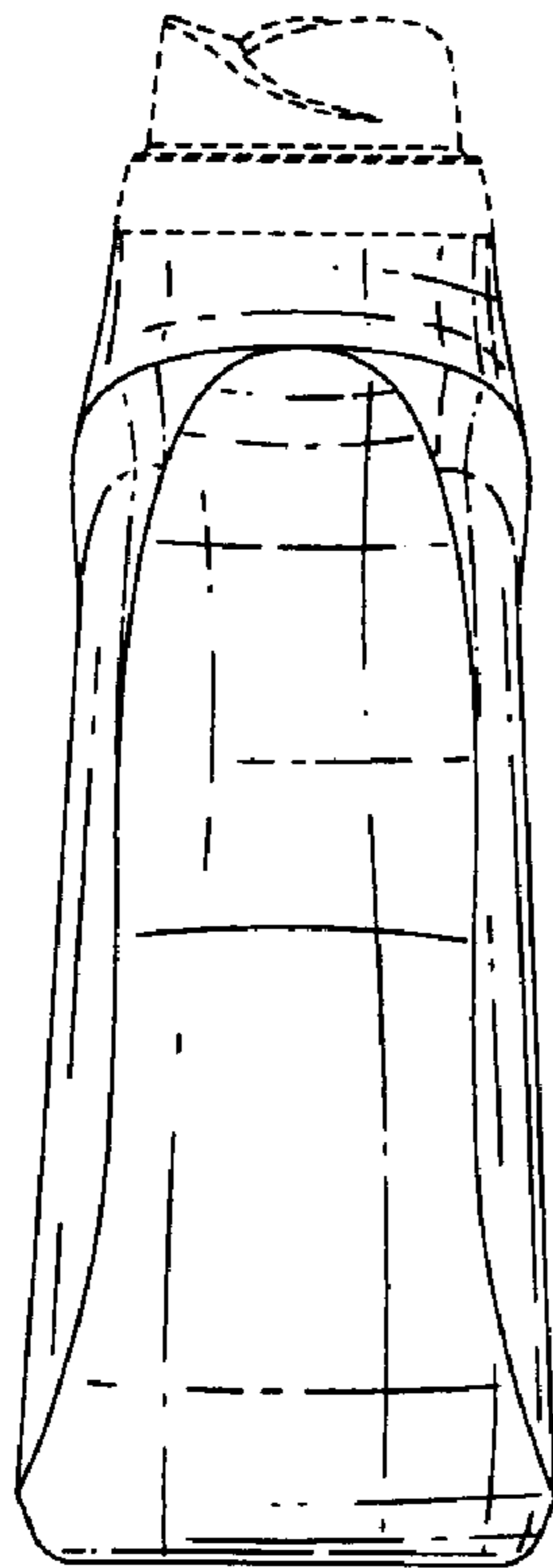


Fig. 5

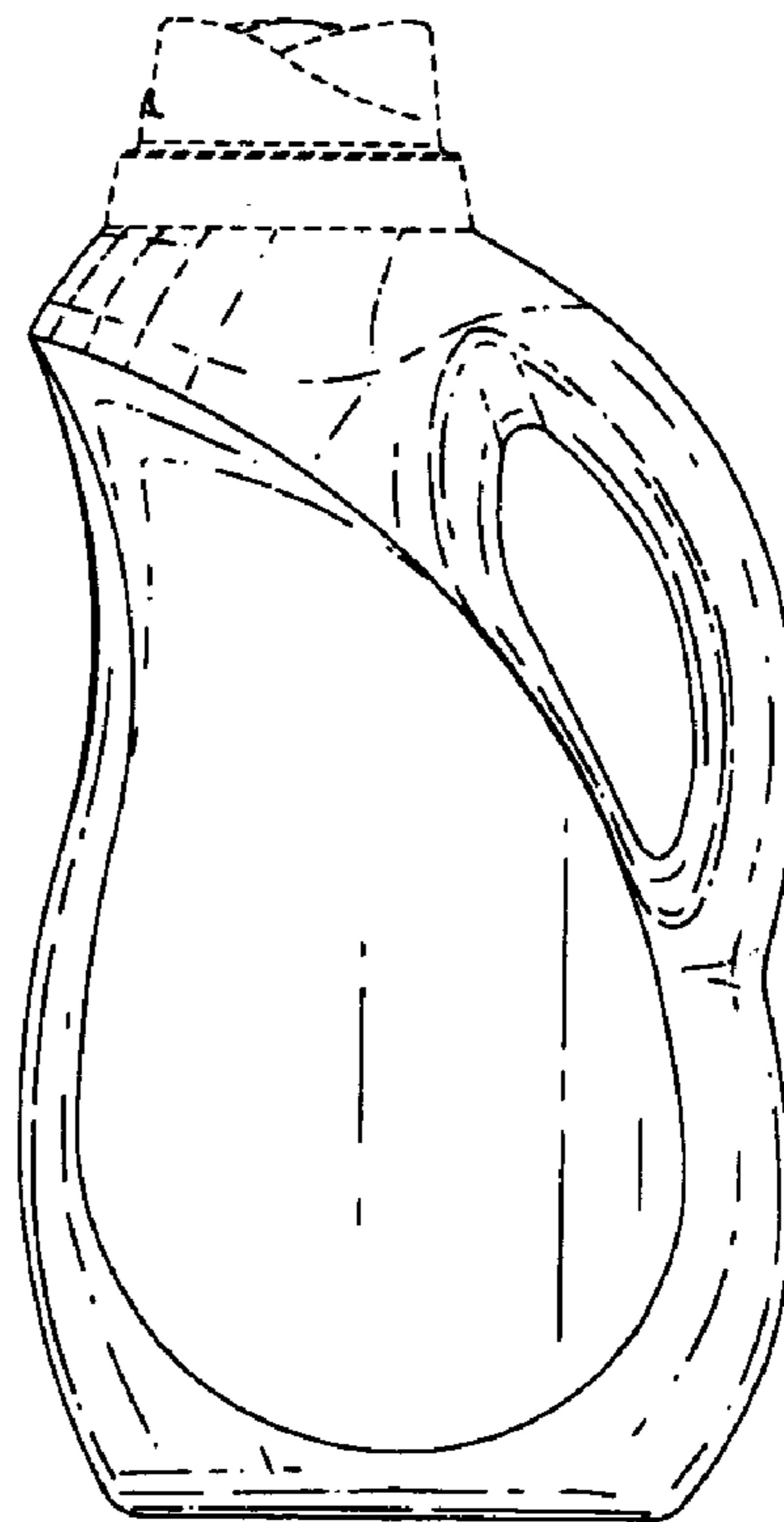


Fig. 6

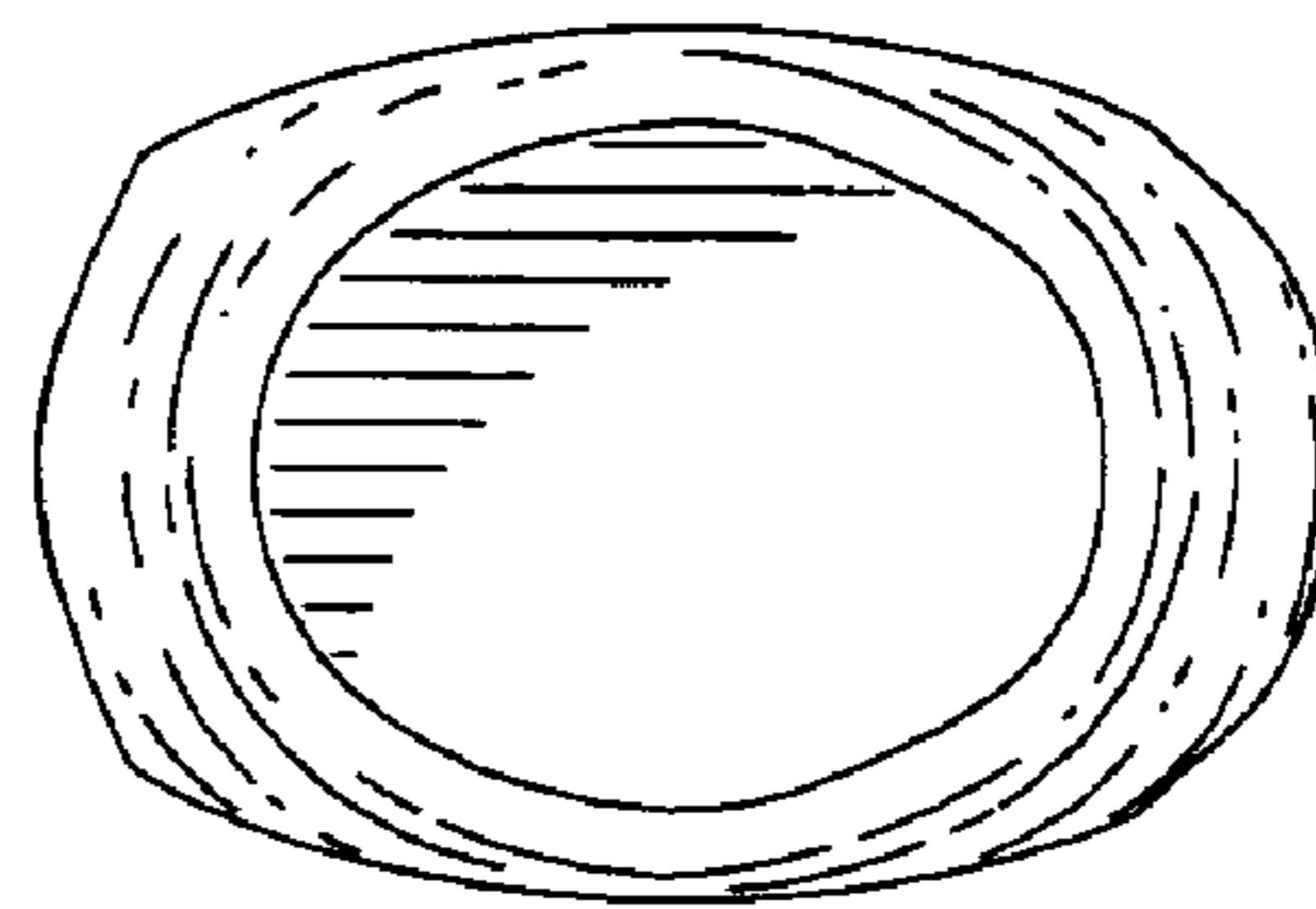


Fig. 7