



US00D524655S

(12) **United States Design Patent**
Baez

(10) **Patent No.:** **US D524,655 S**

(45) **Date of Patent:** **** Jul. 11, 2006**

(54) **TIN AND LID COMBINATION**

D495,598 S * 9/2004 Smith D9/430
D506,670 S * 6/2005 Borkoski D9/430

(75) Inventor: **Victor M. Baez**, Elmhurst, IL (US)

* cited by examiner

(73) Assignee: **VMB Chicago LLC**, Elmhurst, IL (US)

Primary Examiner—Mitchell Seigel

Assistant Examiner—Shanda C. Hill

(**) Term: **14 Years**

(74) *Attorney, Agent, or Firm*—Leydig, Voit and Mayer, Ltd.

(21) Appl. No.: **29/240,055**

(22) Filed: **Oct. 7, 2005**

(57) **CLAIM**

(51) **LOC (8) Cl.** **09-03**

I claim the ornamental design for a tin and lid combination, as shown and described.

(52) **U.S. Cl.** **D9/514**

(58) **Field of Classification Search** D9/500–506,
D9/512–516, 518, 529, 549, 548, 559, 560,
D9/414, 430; 229/160.2, 907, 910, 911, 914,
229/125.19; 206/503, 514, 515, 524.1; 215/1 R,
215/1 C; 220/445.01, 445.03, 62.12, 62.13
See application file for complete search history.

DESCRIPTION

(56) **References Cited**

U.S. PATENT DOCUMENTS

- D4,756 S * 4/1871 Kirchner D9/559
- D4,759 S * 4/1871 Kirchner D9/559
- 4,359,182 A * 11/1982 Perkins, Jr. 229/160.2
- D328,168 S * 7/1992 Bartle D9/414
- D351,345 S * 10/1994 Geho D9/430
- D385,186 S * 10/1997 Fildan D9/430
- D432,913 S * 10/2000 Hurwic D9/430
- D490,310 S * 5/2004 Aggenberg D9/430

FIG. 1 is a perspective view of a tin and lid combination showing my new design;
 FIG. 2 is an exploded perspective view thereof;
 FIG. 3 is a top plan view of FIG. 1;
 FIG. 4 is a front elevational view, shown without the lid, the rear elevational view being identical thereto;
 FIG. 5 is a side elevational view, the opposite side elevational view being identical thereto;
 FIG. 6 is a top plan view of the lid;
 FIG. 7 is a front elevational view of FIG. 6, the rear elevational view being identical thereto; and,
 FIG. 8 is a side elevational view of FIG. 6, the opposite side elevational view being identical thereto.

1 Claim, 4 Drawing Sheets




FIG. 1




FIG. 2




FIG. 3

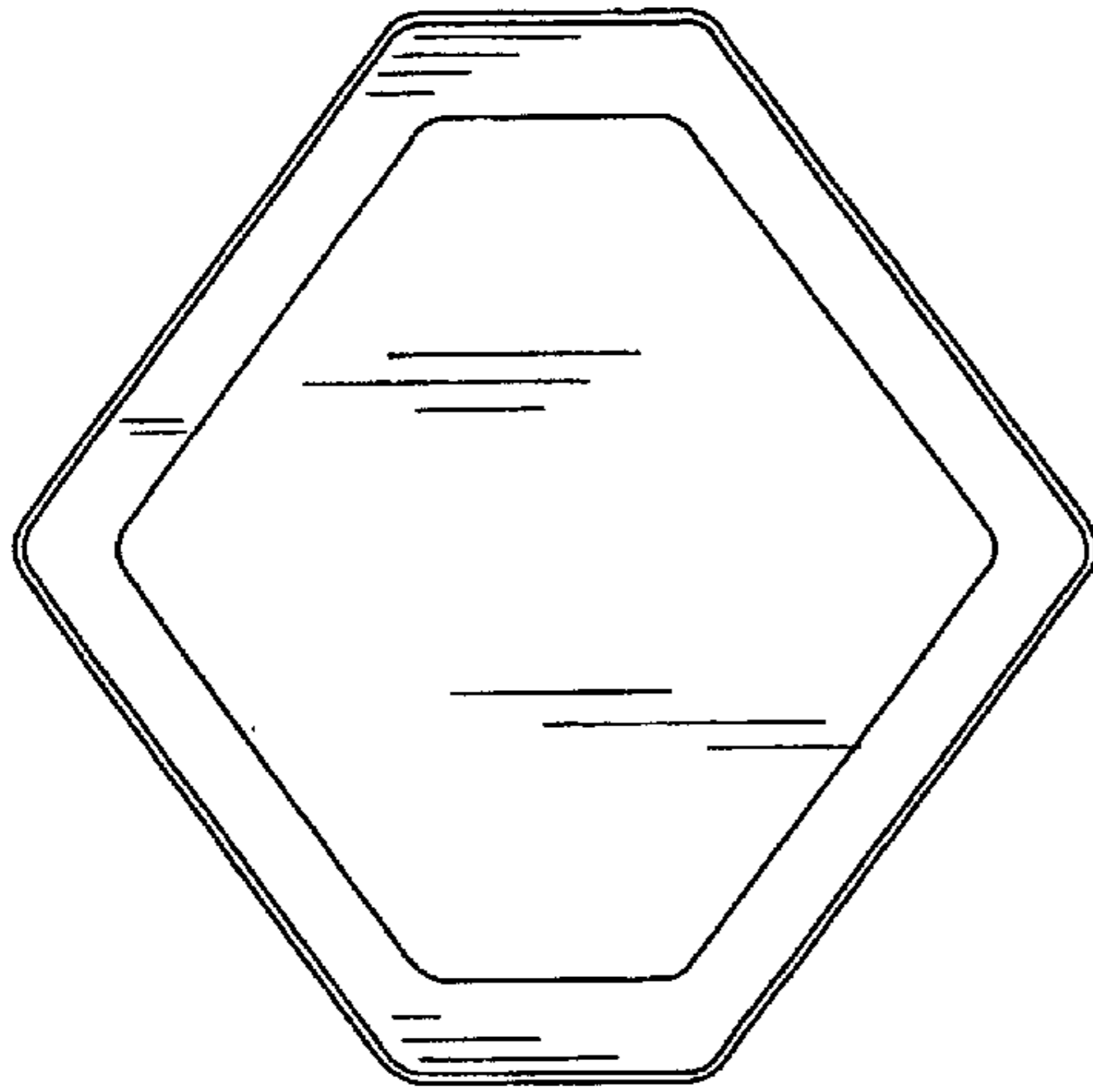


FIG. 4

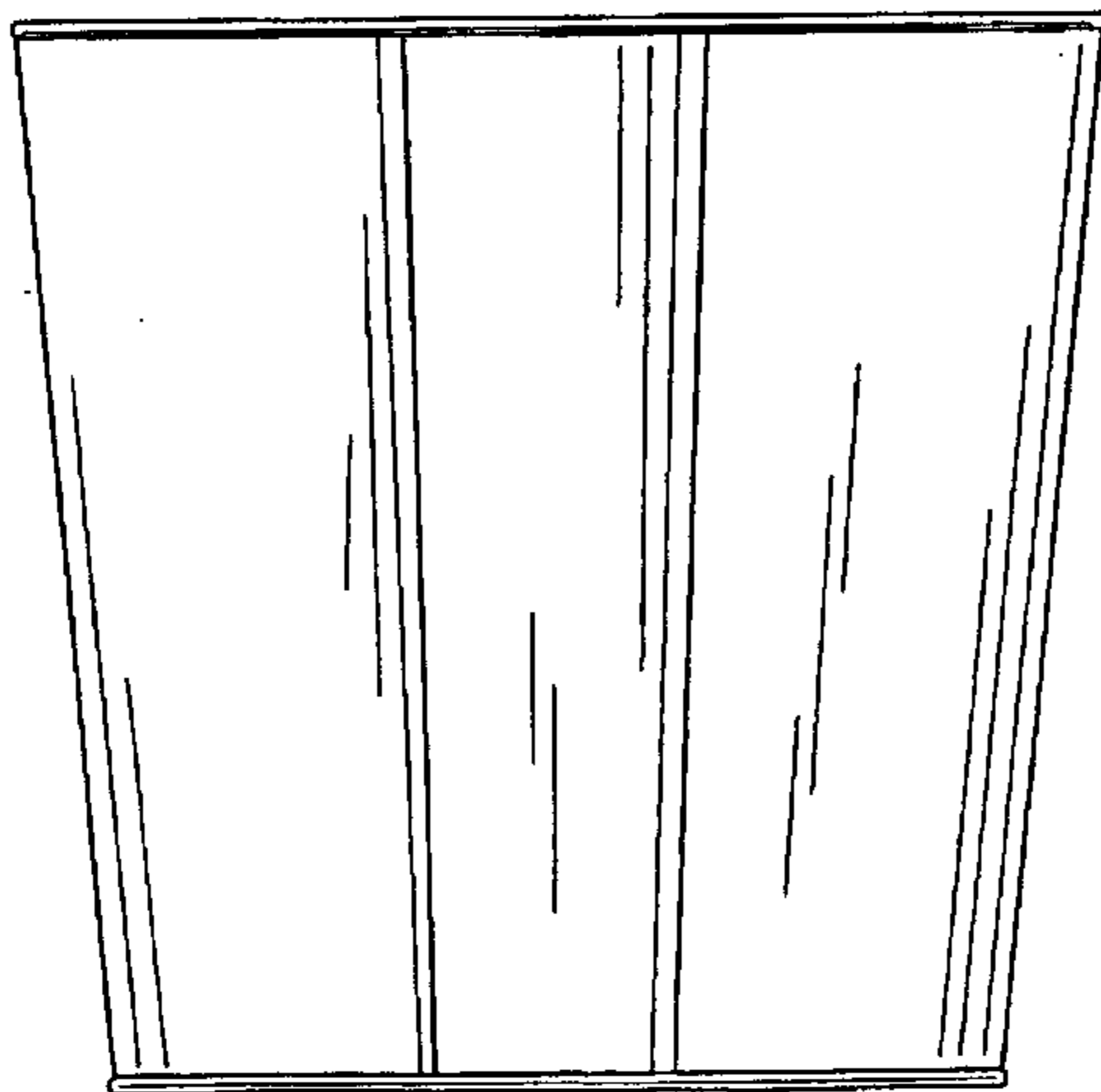


FIG. 5

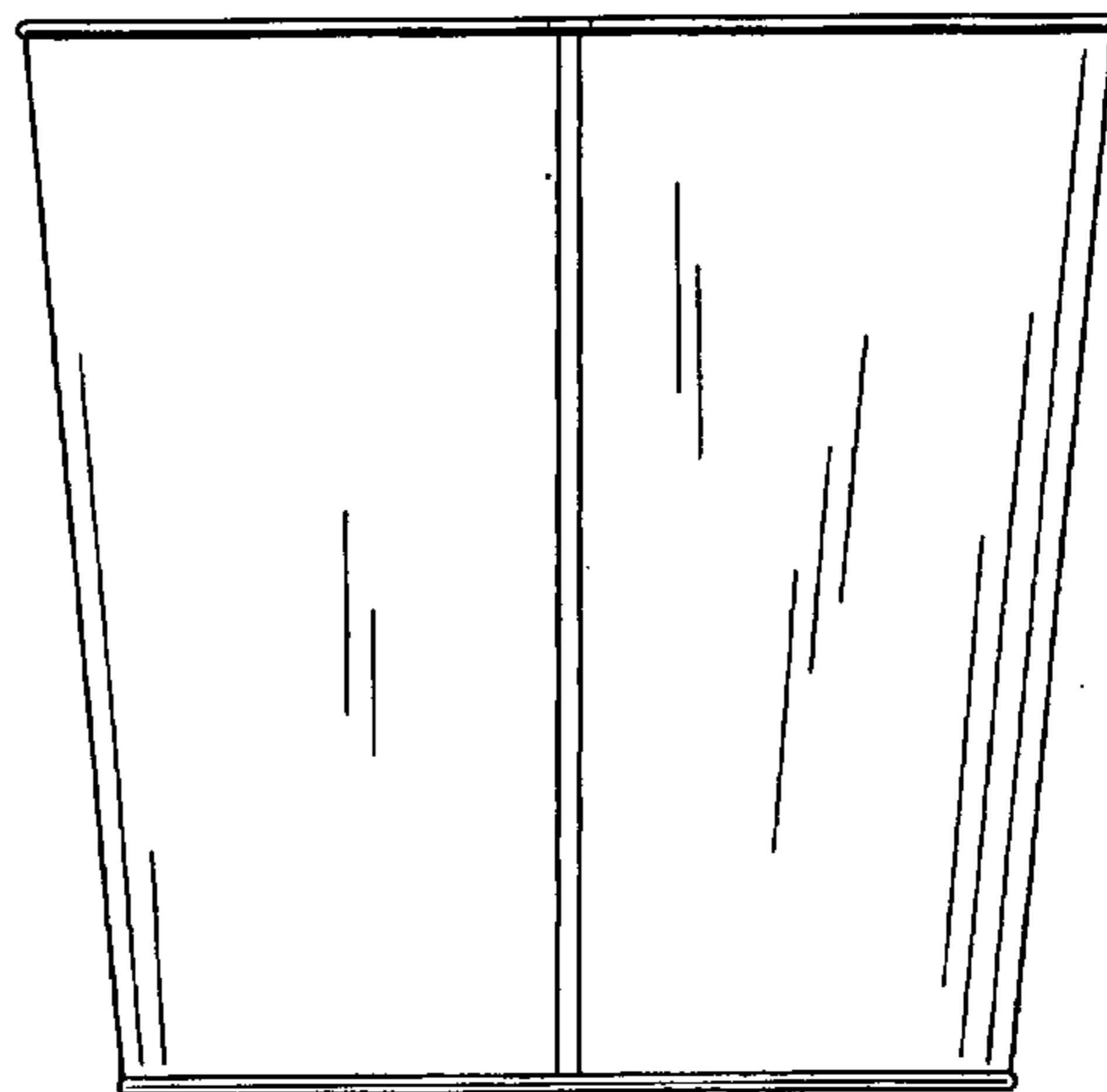


FIG. 6

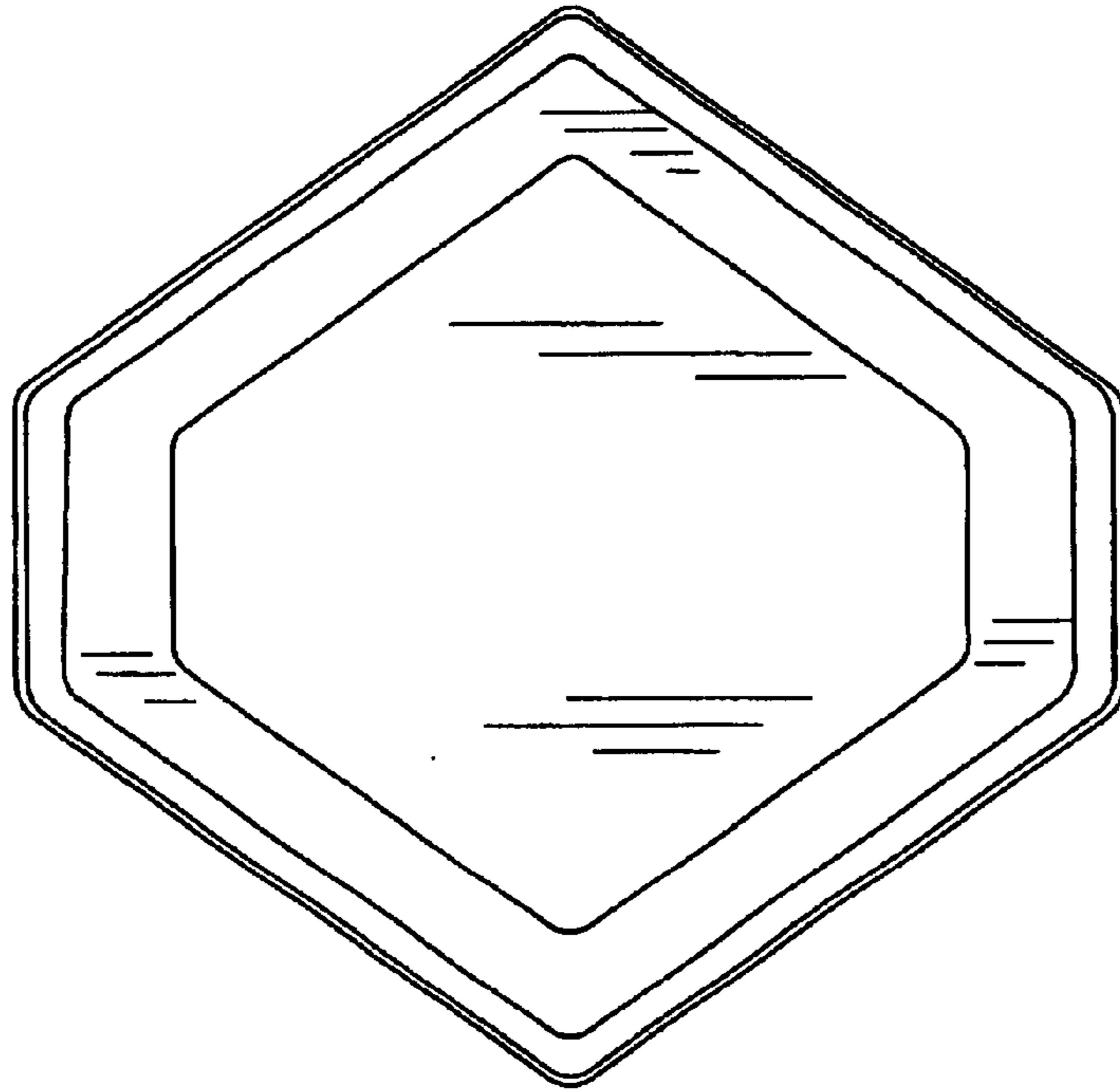


FIG. 7



FIG. 8

