



US00D524646S

(12) **United States Design Patent**
Hellenbrand et al.

(10) **Patent No.:** **US D524,646 S**
(45) **Date of Patent:** **** Jul. 11, 2006**

(54) **THREE COMPARTMENT HINGED CONTAINER**

(75) Inventors: **Ronald G. Hellenbrand**, Middleton, WI (US); **Roger Fager**, Mt. Horeb, WI (US)

(73) Assignee: **Plastic Ingenuity, Inc.**, Cross Plains, WI (US)

(**) Term: **14 Years**

(21) Appl. No.: **29/224,135**

(22) Filed: **Feb. 25, 2005**

(51) **LOC (8) Cl.** **09-03**

(52) **U.S. Cl.** **D9/429; D9/737**

(58) **Field of Classification Search** D9/761, D9/737, 756, 414, 418, 420-429, 432; D7/601, D7/629, 602, 505, 540; 206/216, 541, 203, 206/508, 518, 484, 484.1, 557, 484.2, 459.1, 206/524.3; 220/556, 241, 242, 781, 780, 220/350, 376, 664, 574.1, 551; 229/123.1, 229/200, 123.2, 4.5, 406, 407, 902, 904, 229/938; 426/106

See application file for complete search history.

(56) **References Cited**

U.S. PATENT DOCUMENTS

3,107,027	A	*	10/1963	Hong	220/23.8
4,838,444	A		6/1989	Bitel		
D304,910	S	*	12/1989	Natori	D9/423
4,915,251	A	*	4/1990	Payne	220/4.23
D310,315	S		9/1990	Bitel		
5,094,355	A		3/1992	Clark et al.		

D353,327	S		12/1994	Castner et al.		
5,381,901	A		1/1995	Hundley		
D375,259	S	*	11/1996	Whitehead	D9/761
D408,734	S	*	4/1999	McCann	D9/423
5,915,581	A		6/1999	Pfirmann, Jr. et al.		
5,950,854	A	*	9/1999	Rider et al.	220/4.23
D427,525	S	*	7/2000	Hayes et al.	D9/431
6,257,401	B1		7/2001	Mangla et al.		
6,349,847	B1		2/2002	Mangla et al.		

* cited by examiner

Primary Examiner—Stella Reid

Assistant Examiner—Mark Goodwin

(74) *Attorney, Agent, or Firm*—Foley & Lardner LLP

(57) **CLAIM**

We claim the ornamental design for a three compartment hinged container, as shown and described.

DESCRIPTION

FIG. 1 is a perspective view of a three compartment hinged container showing my new design, with the container partially open;

FIG. 2 is a perspective view thereof, with the container closed;

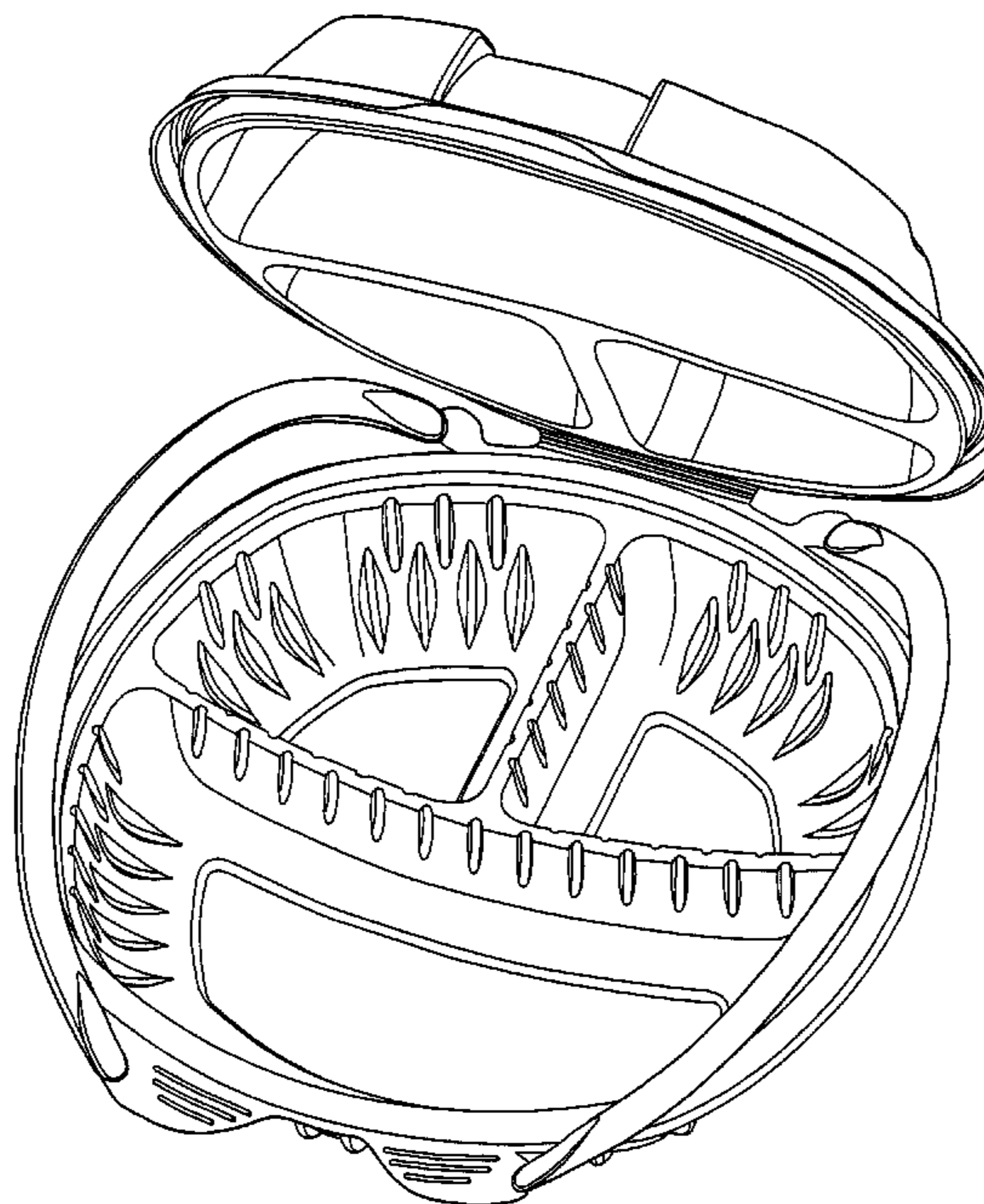
FIG. 3 is a side elevation view thereof, with the container fully open;

FIG. 4 is a top plan view thereof, with the container fully open; and,

FIG. 5 is a bottom plan view thereof, with the container fully open.

The ornamental design which is claimed is shown in solid lines in the drawings.

1 Claim, 5 Drawing Sheets



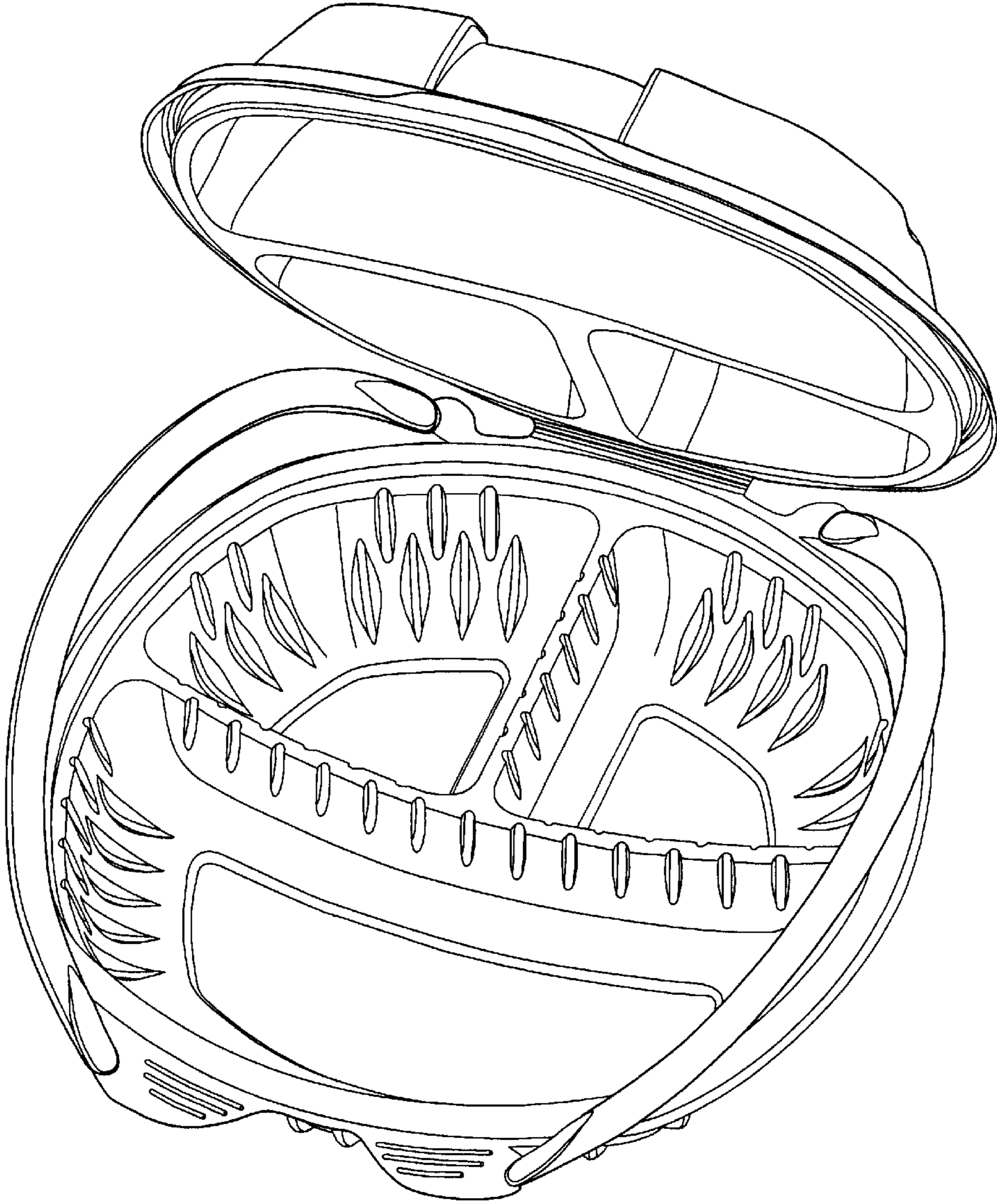


FIG. 1

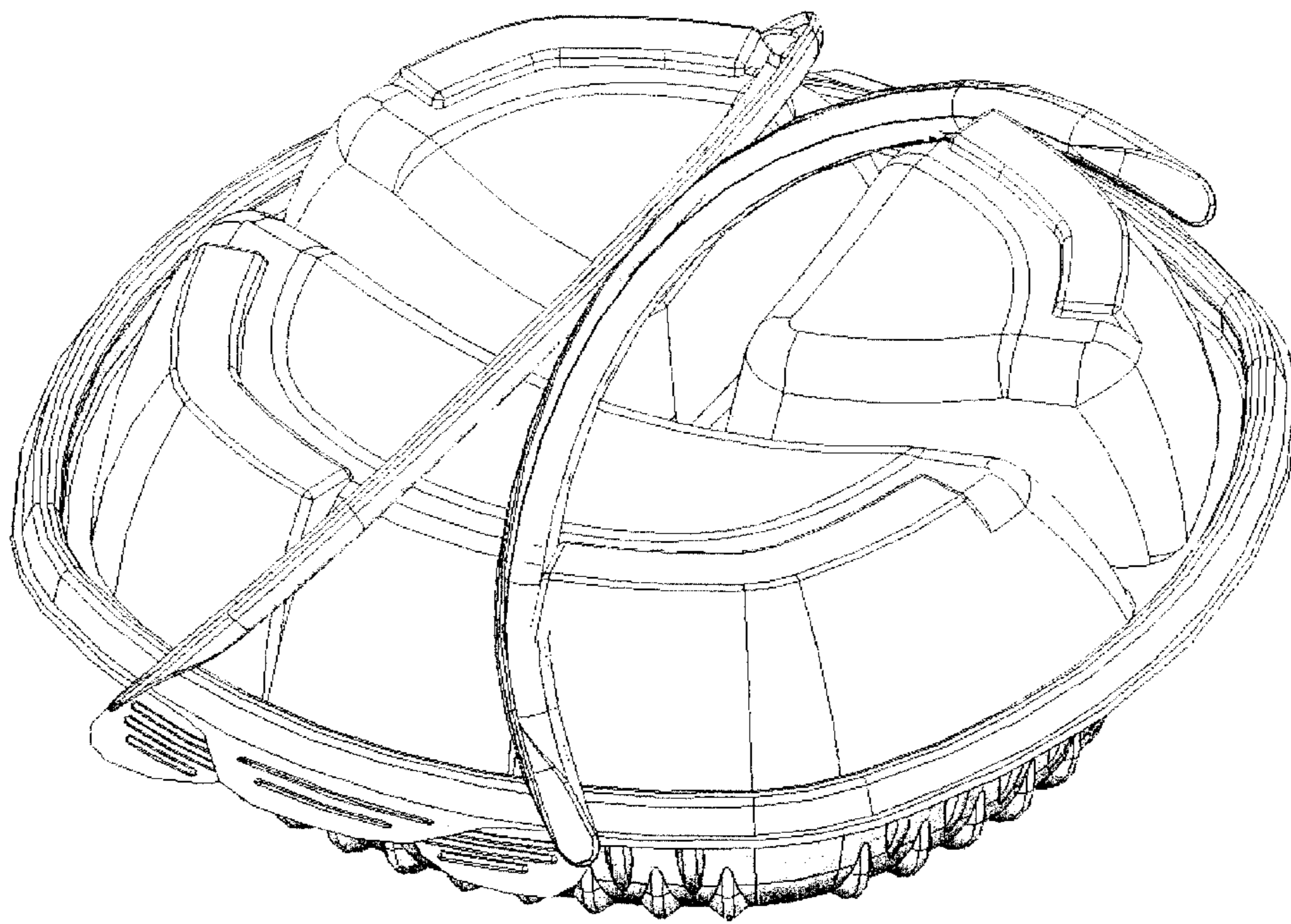


FIG. 2

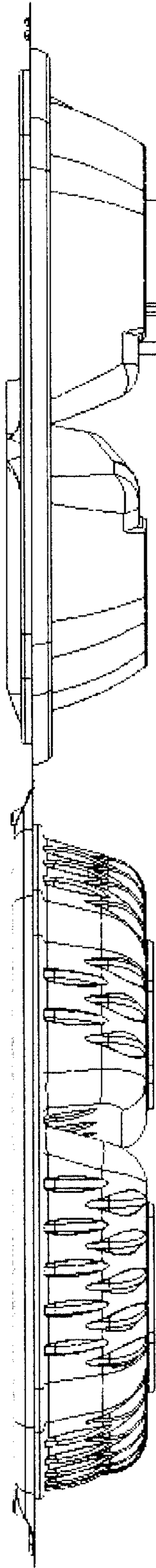


FIG. 3

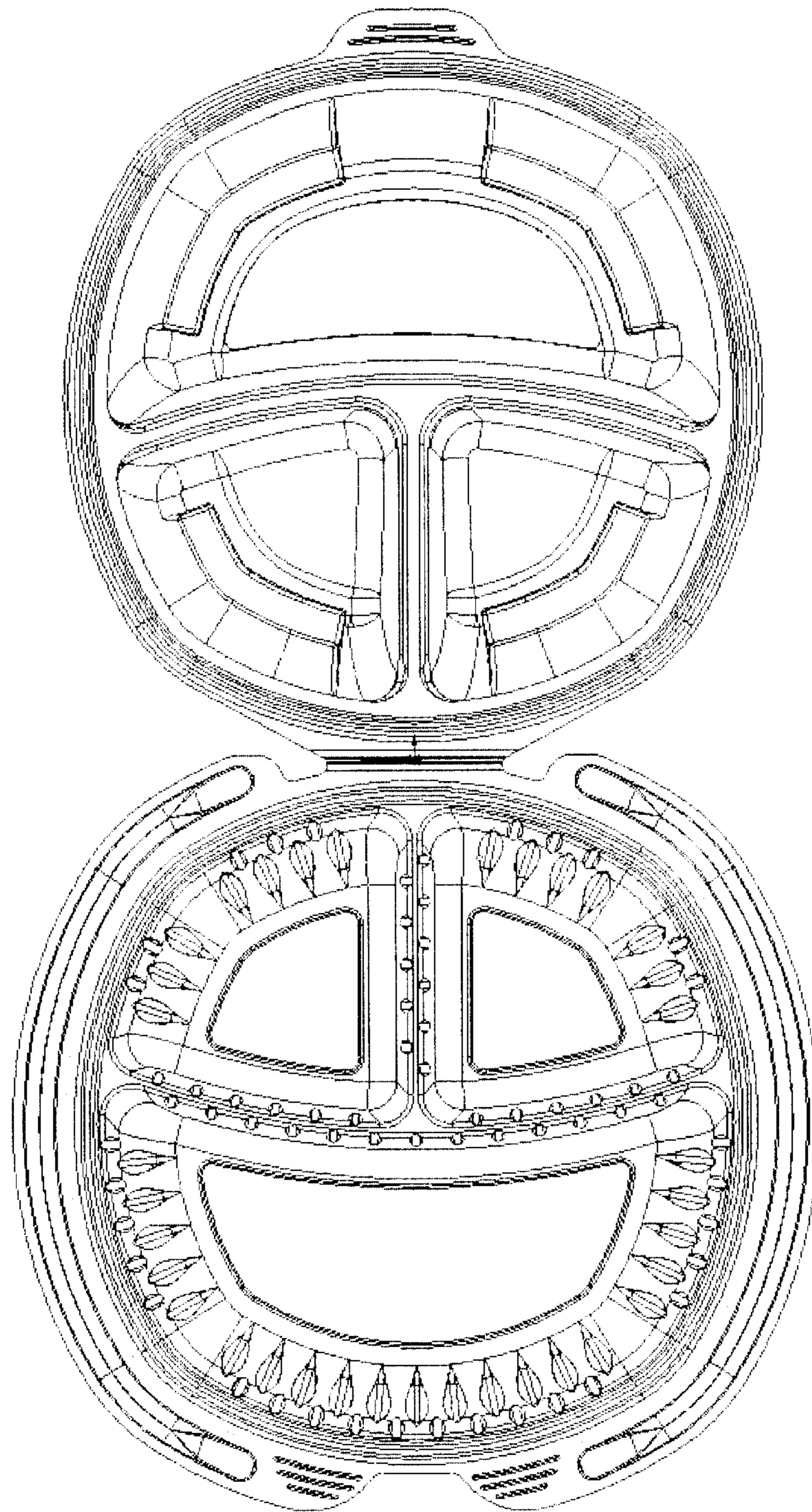


FIG. 4

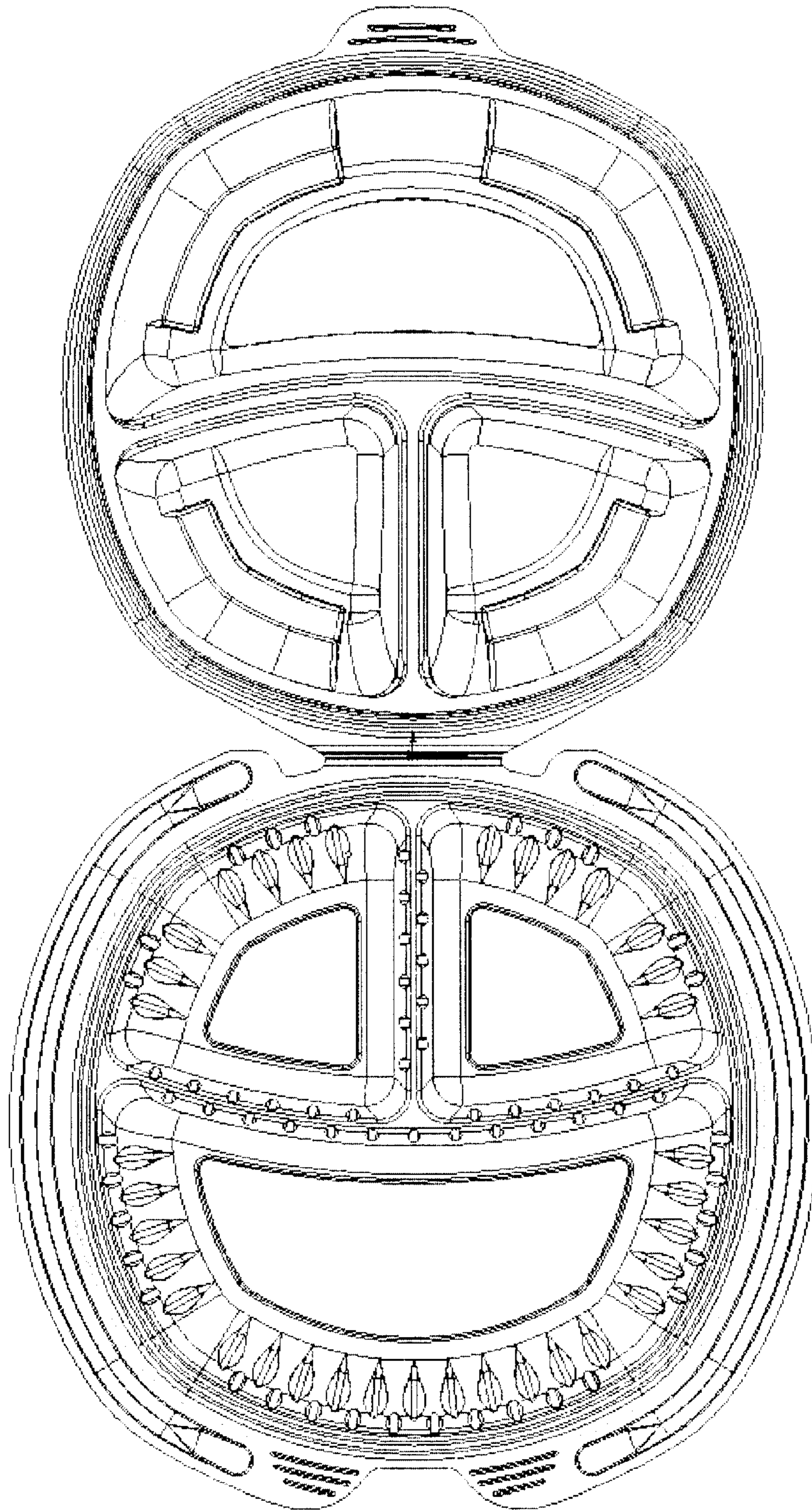


FIG. 5