



US00D524644S

(12) **United States Design Patent**  
**Weiss et al.**

(10) **Patent No.:** **US D524,644 S**  
(45) **Date of Patent:** **\*\* Jul. 11, 2006**

(54) **SINGLE COMPARTMENT CONTAINER  
BASE**  
(75) Inventors: **Sondra A. Weiss**, Sauk City, WI (US);  
**Robert G. LaMasney**, Cross Plains,  
WI (US)

(73) Assignee: **Plastic Ingenuity, Inc.**, Cross Plains,  
WI (US)

(\*\*) Term: **14 Years**

(21) Appl. No.: **29/224,134**

(22) Filed: **Feb. 25, 2005**

(51) **LOC (8) Cl.** ..... **09-03**  
(52) **U.S. Cl.** ..... **D9/425**; D9/428  
(58) **Field of Classification Search** ..... D9/425,  
D9/423, 426, 428, 429; D7/505, 506, 549,  
D7/550.1, 552.1, 553.6, 554.2; 229/406,  
229/407

See application file for complete search history.

(56) **References Cited**

**U.S. PATENT DOCUMENTS**

D279,067 S \* 6/1985 Kuster ..... D7/554.2  
D287,559 S 1/1987 Daenen et al.  
D289,844 S 5/1987 Daenen et al.  
D299,606 S 1/1989 Pomroy

4,976,738 A 12/1990 Frey et al.  
D320,908 S \* 10/1991 Zimmerman ..... D7/545  
D382,796 S \* 8/1997 Mangla ..... D9/429  
D392,881 S \* 3/1998 Bulcher et al. .... D9/425  
6,093,460 A \* 7/2000 Iwaya ..... 428/34.2  
D469,314 S \* 1/2003 Thonis et al. .... D7/602  
D469,654 S \* 2/2003 Cooper et al. .... D7/360  
D495,920 S 9/2004 Isler et al.  
D502,045 S 2/2005 Isler et al.

\* cited by examiner

*Primary Examiner*—Prabhakar Deshmukh

*Assistant Examiner*—Derrick Holland

(74) *Attorney, Agent, or Firm*—Foley & Lardner LLP

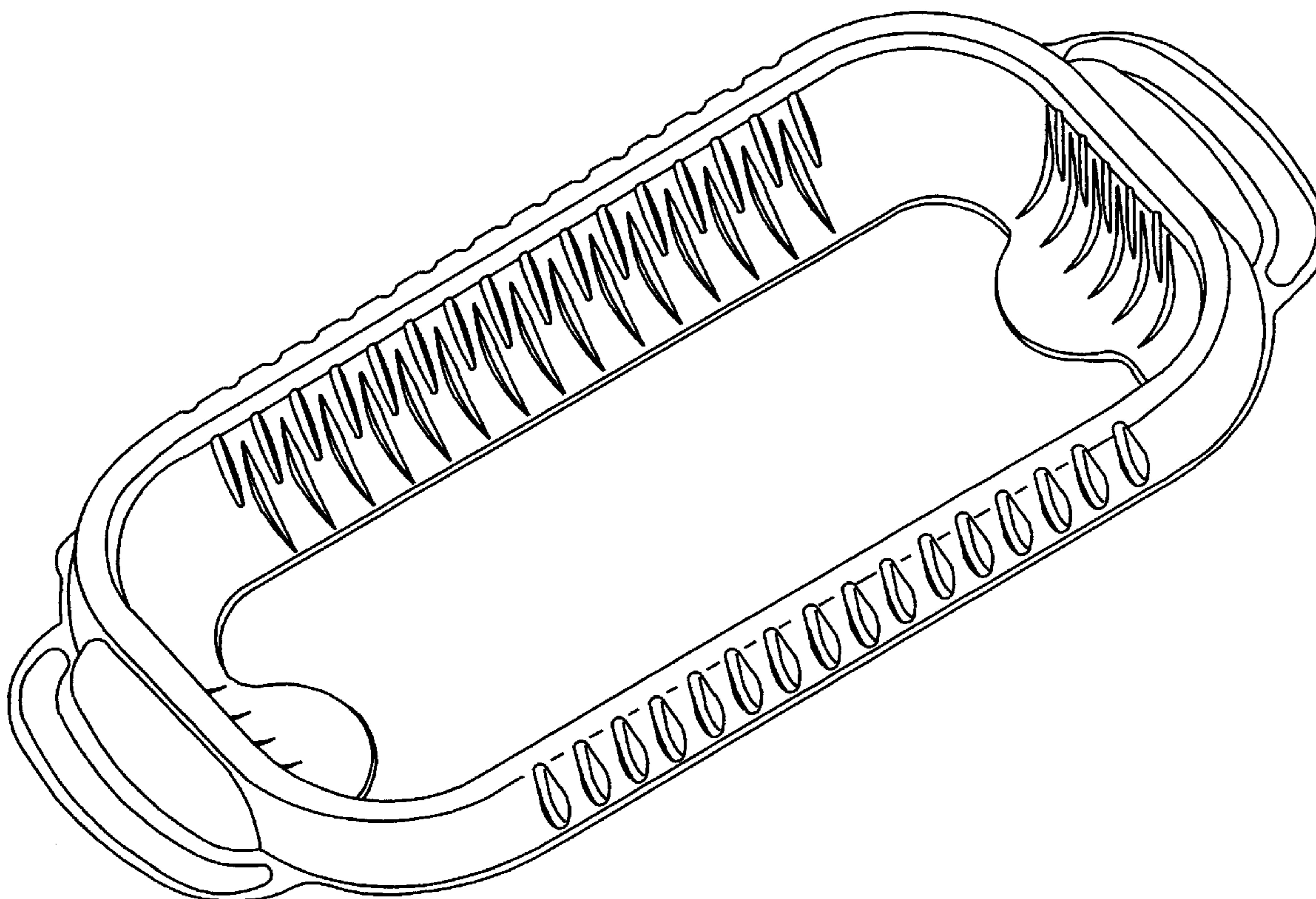
(57) **CLAIM**

We claim the ornamental design for a single compartment container base, as shown and described.

**DESCRIPTION**

FIG. 1 is a top perspective view of a single compartment container base showing my new design;  
FIG. 2 is a bottom perspective view thereof;  
FIG. 3 is a top plan view thereof;  
FIG. 4 is a bottom plan view thereof;  
FIG. 5 is a side elevation view of a first side thereof; and,  
FIG. 6 is a side elevation view of a second side thereof.

**1 Claim, 4 Drawing Sheets**



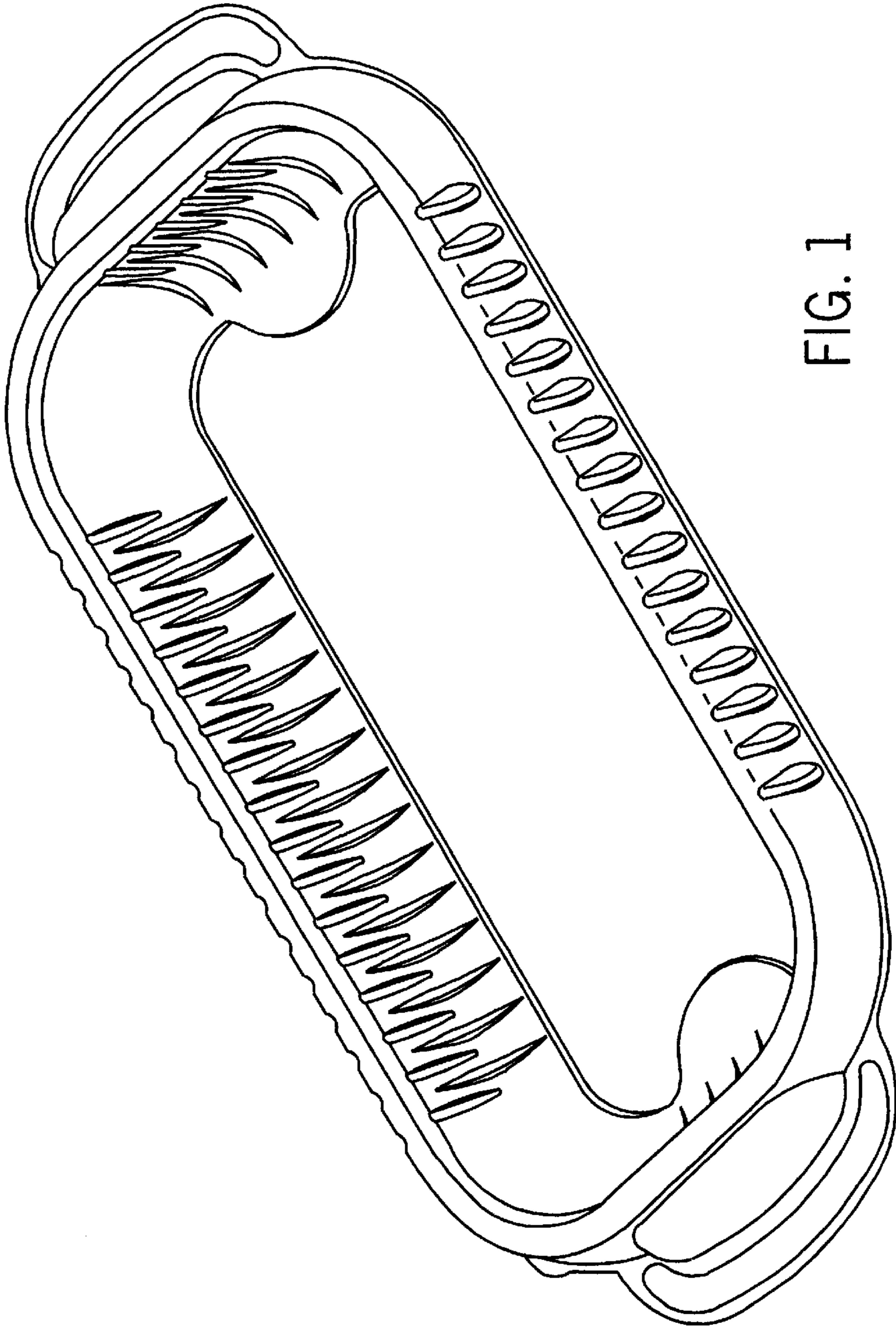


FIG. 1

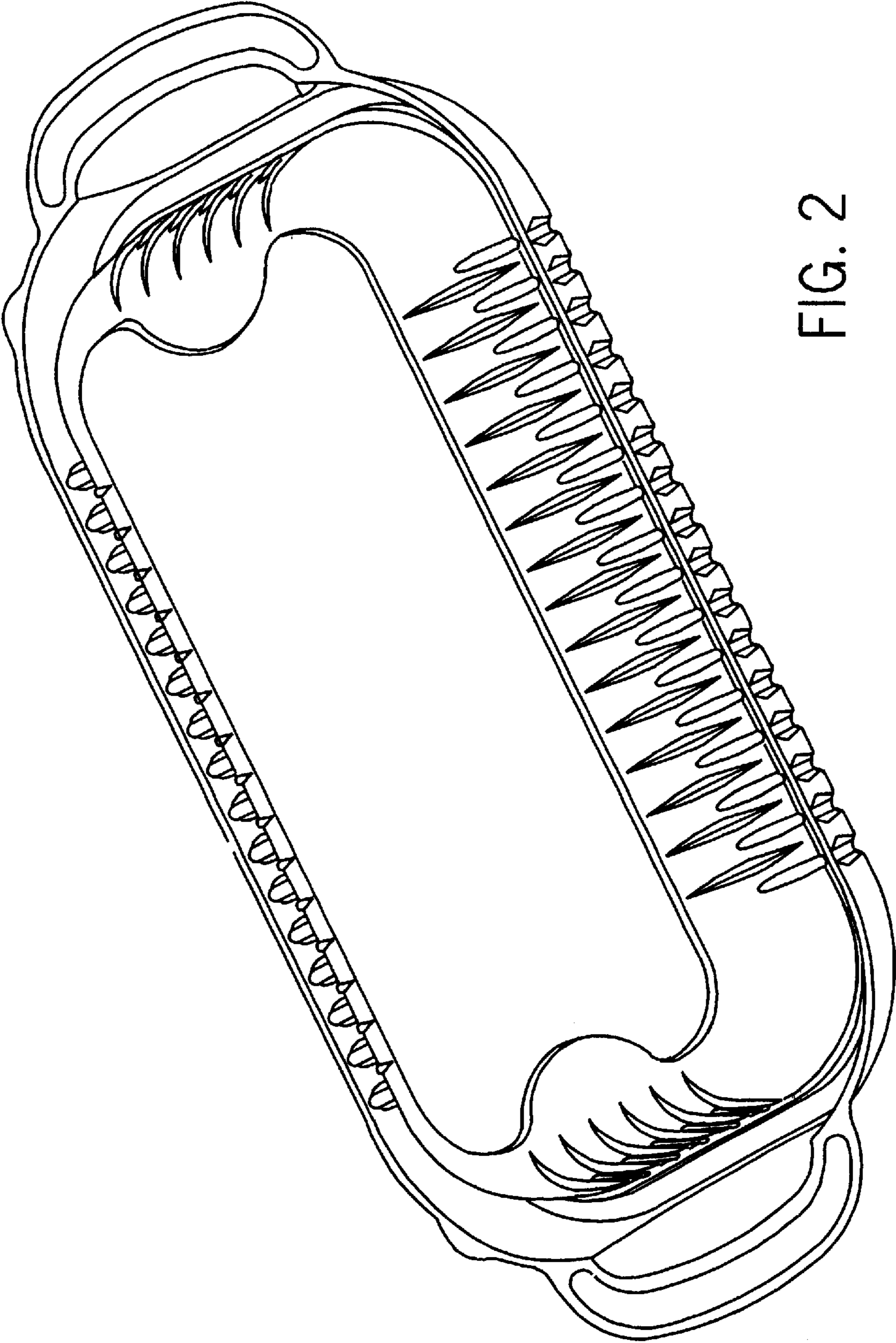


FIG. 2




FIG. 3




FIG. 4

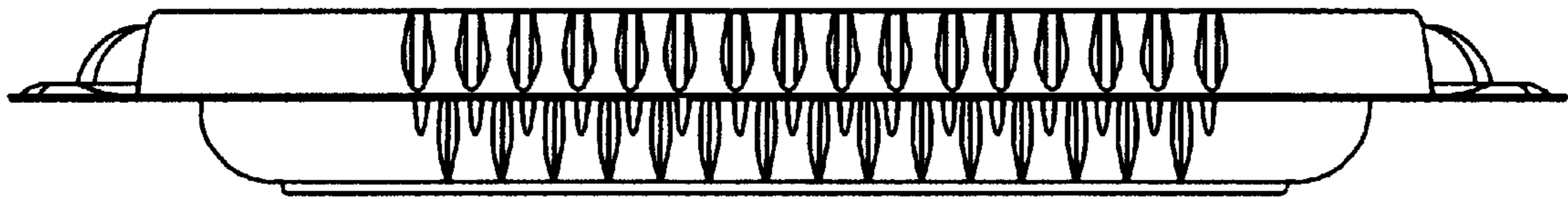


FIG. 5

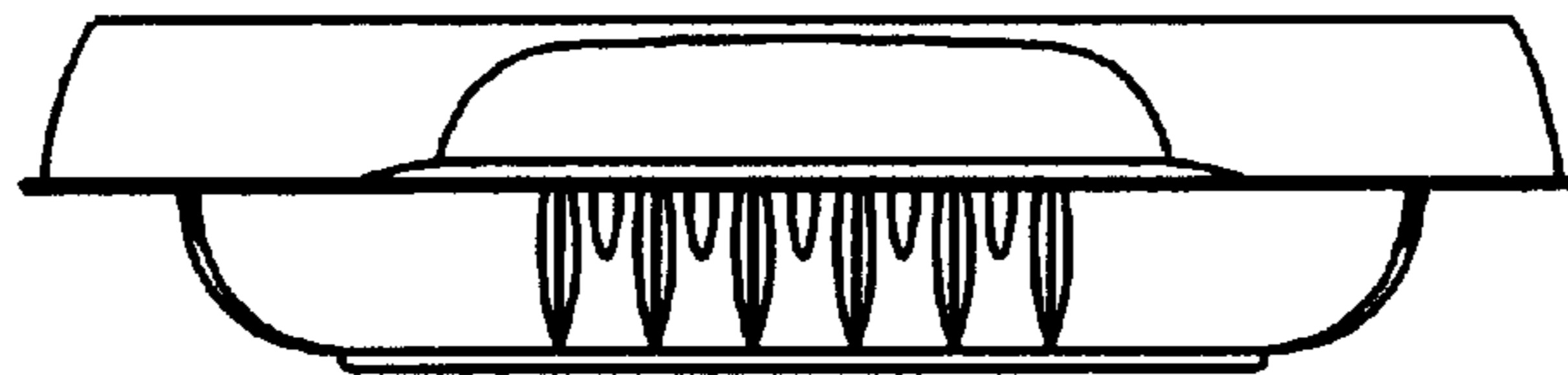


FIG. 6