



US00D524627S

(12) **United States Design Patent**
Chen

(10) **Patent No.:** **US D524,627 S**

(45) **Date of Patent:** **** Jul. 11, 2006**

(54) **HAMMER SHIELD**

D454,048 S * 3/2002 Lin D8/107

(76) Inventor: **John Chen**, 2F1-1, No. 51, Sec. 3,
Chung-Young Rd., Lung-Jing Country,
Taichung County (TW)

* cited by examiner

Primary Examiner—Pamela Burgess
(74) *Attorney, Agent, or Firm*—Ladas and Parry LLP

(**) Term: **14 Years**

(57) **CLAIM**

(21) Appl. No.: **29/162,922**

The ornamental design for a hammer shield, as shown and described.

(22) Filed: **Jun. 24, 2002**

DESCRIPTION

(51) **LOC (8) Cl.** **08-05**

(52) **U.S. Cl.** **D8/80; D8/107**

(58) **Field of Classification Search** D8/82–87,
D8/107, 303; D7/401.1, 649, 395; 81/177.1–177.7,
81/436, 439–440, 489; 16/110.1, 421, 430–431
See application file for complete search history.

FIG. 1 is a front elevational view of a hammer shield according to the present design; the rear elevational view is a mirror image;

FIG. 2 is a left side elevational view thereof;

FIG. 3 is a right side elevational view thereof;

FIG. 4 is a top plan view thereof;

FIG. 5 is a bottom plan view thereof;

FIG. 6 is a perspective view thereof;

FIG. 7 is a cross-sectional view thereof taken along line 7–7 of FIG. 1; and,

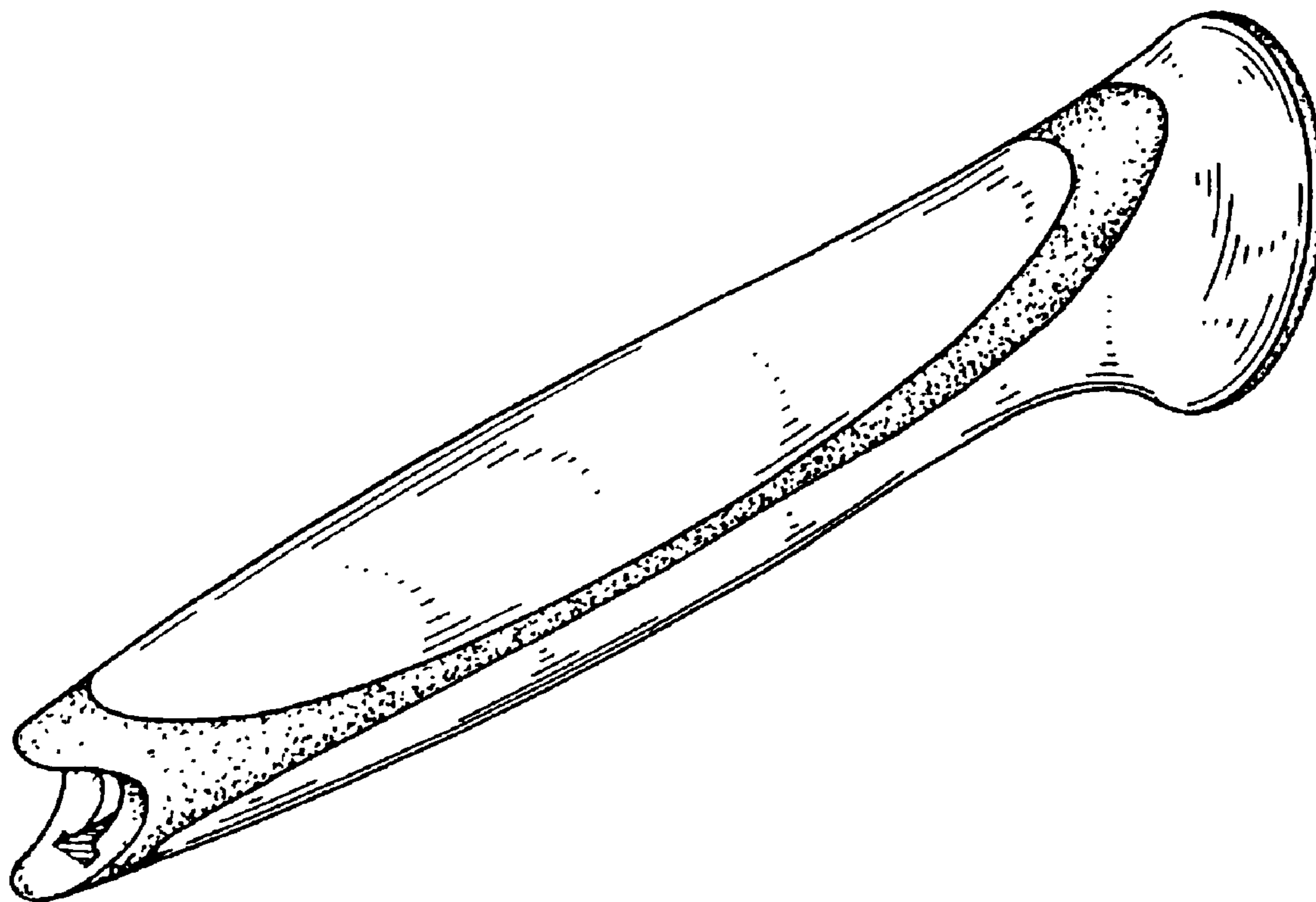
FIG. 8 is a cross-sectional view thereof taken along line 8–8 of FIG. 1.

(56) **References Cited**

U.S. PATENT DOCUMENTS

D193,202 S	*	7/1962	Eckersberg	D7/395
D378,798 S	*	4/1997	Berti	D8/107
D383,049 S	*	9/1997	Concari et al.	D8/107
D414,395 S	*	9/1999	Panfili	D8/107
D443,470 S	*	6/2001	Yu	D7/395

1 Claim, 2 Drawing Sheets






FIG. 4

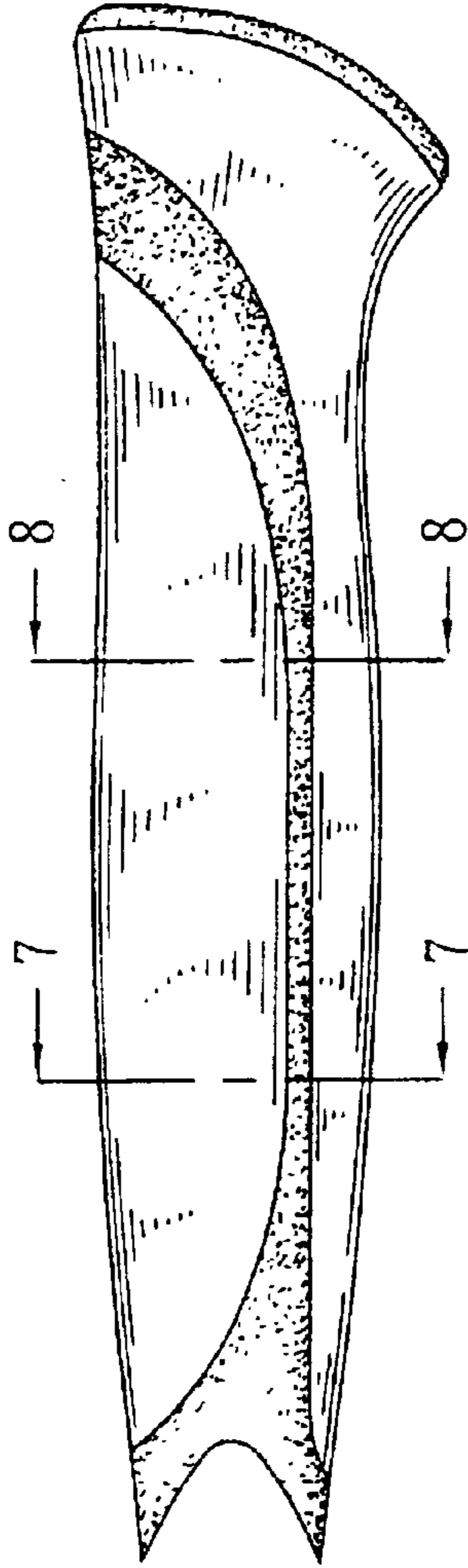


FIG. 1

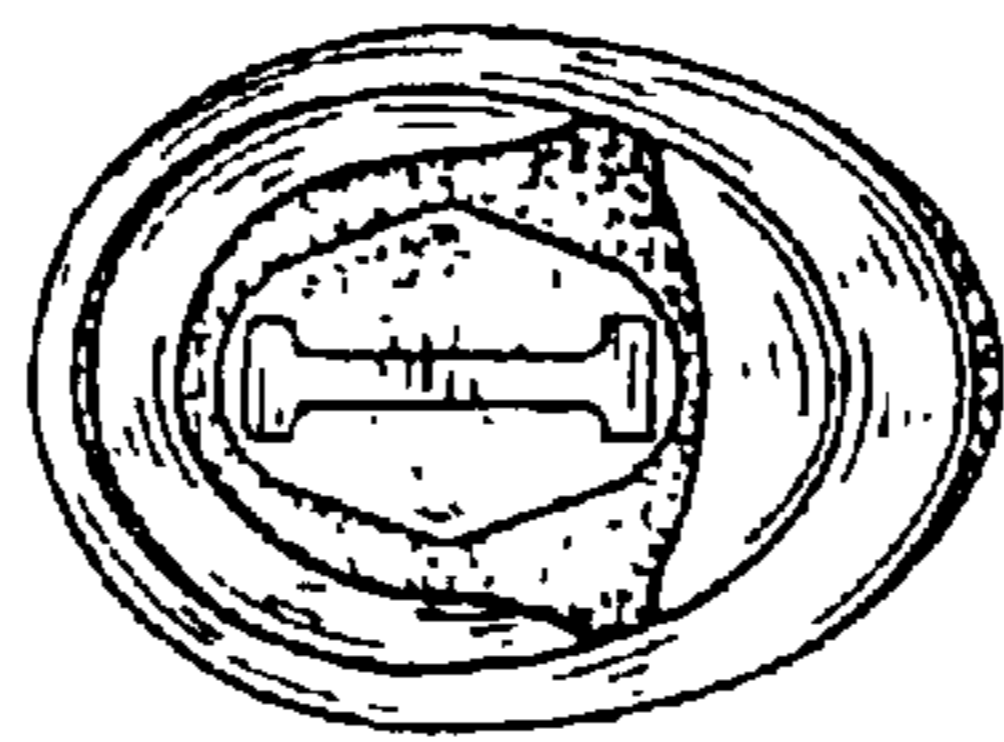


FIG. 2

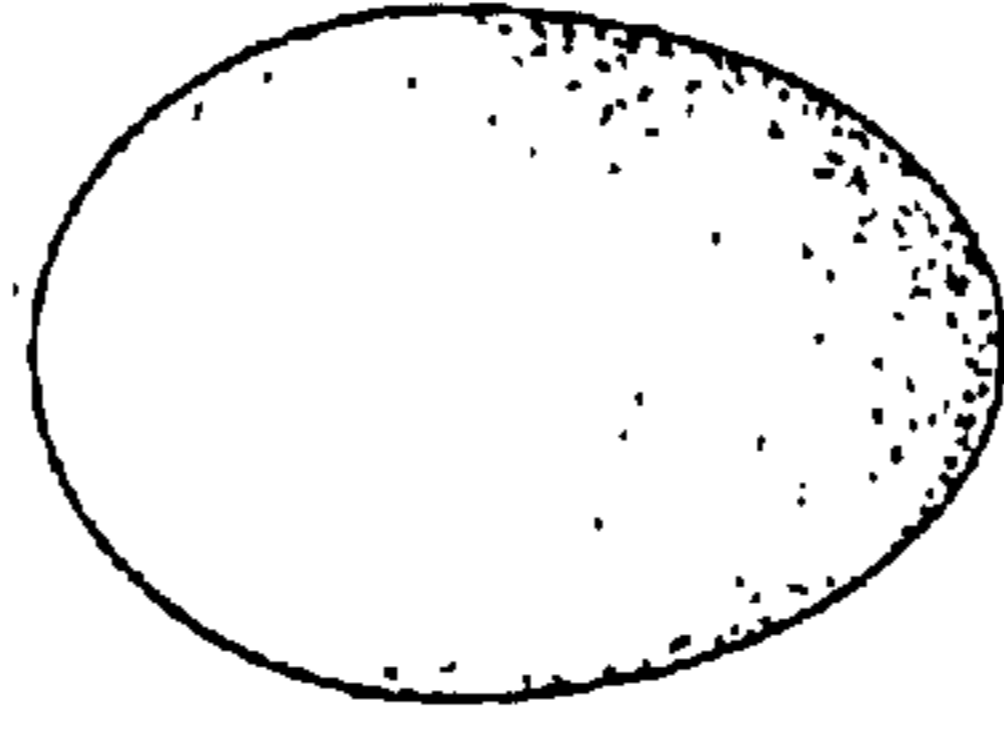


FIG. 3




FIG. 5

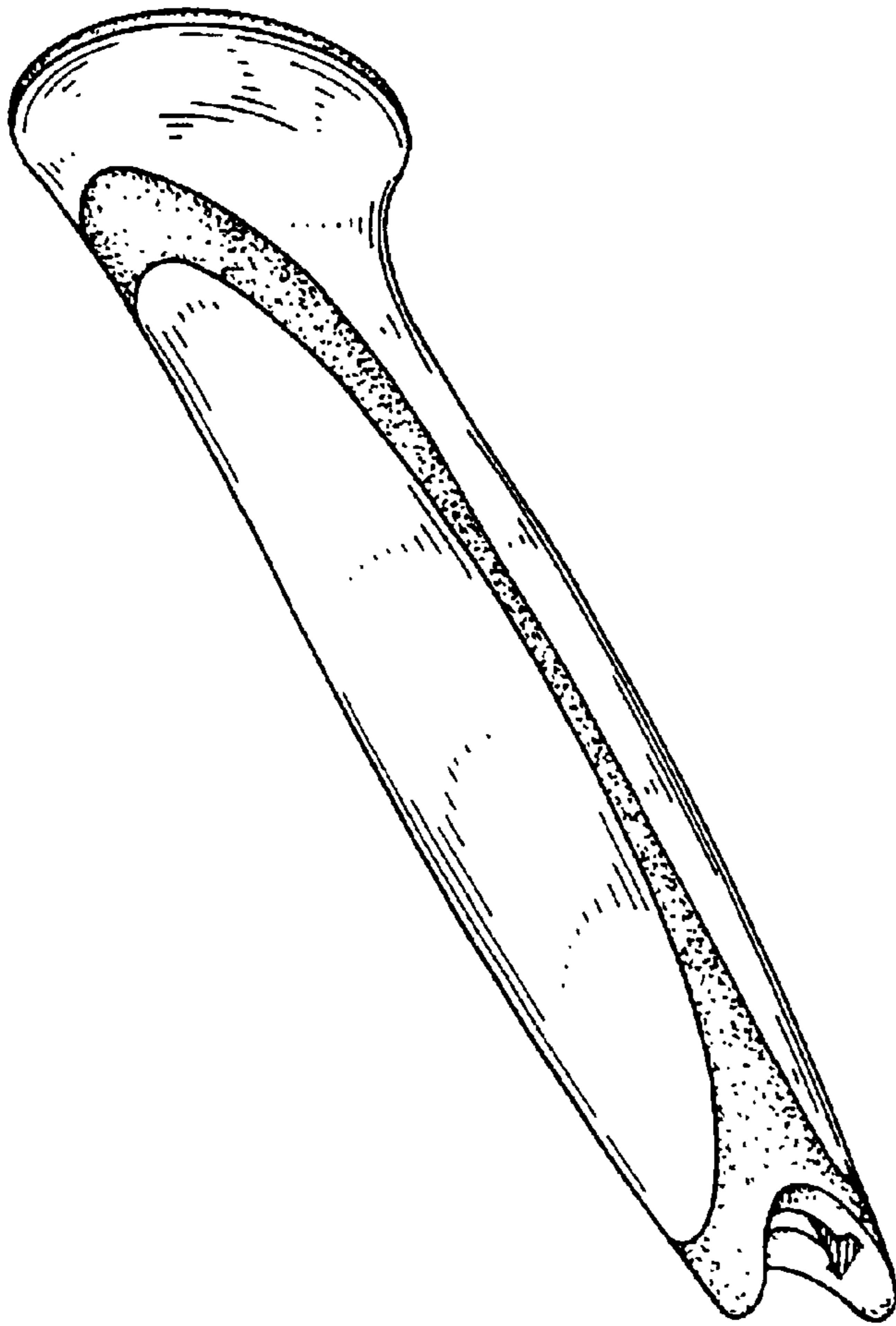


FIG. 6

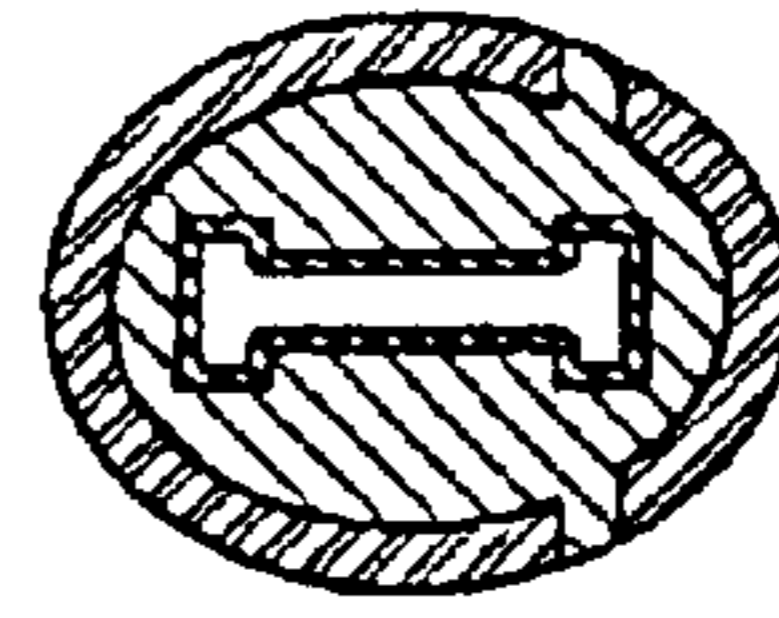


FIG. 7

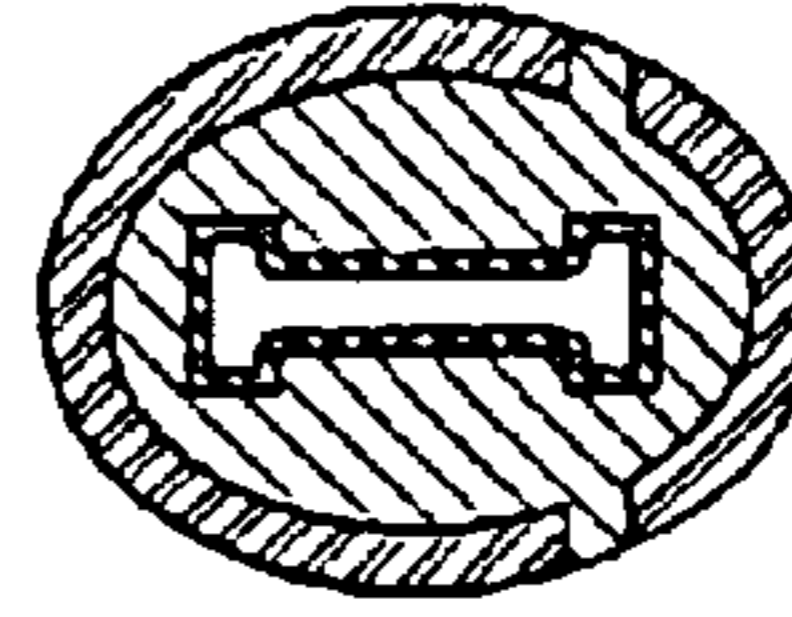


FIG. 8