



US00D524622S

(12) **United States Design Patent**
Corcoran

(10) **Patent No.:** **US D524,622 S**
(45) **Date of Patent:** **** Jul. 11, 2006**

(54) **JIGSAW**

FOREIGN PATENT DOCUMENTS

(75) Inventor: **Michael Corcoran**, Hexam (GB)
(73) Assignee: **Black & Decker Inc.**, Newark, DE (US)
(**) Term: **14 Years**
(21) Appl. No.: **29/222,147**
(22) Filed: **Jan. 26, 2005**
(30) **Foreign Application Priority Data**
Jul. 29, 2004 (EM) 000207360

| | | |
|----|-----------------|---------|
| DE | 000032693-0001 | 11/2003 |
| DE | 000123260-0007 | 3/2004 |
| DE | 404 01 105 | 5/2004 |
| EP | 000020847-0001 | 7/2003 |
| EP | 000045273-0001 | 9/2003 |
| EP | 000107024-0001 | 3/2004 |
| FR | 0374520-522 | 10/1994 |
| FR | 505 773-778 | 6/1998 |
| WO | DPMA M9107234.4 | 4/1992 |
| WO | DM 045 376 | 7/1998 |
| WO | DPMA M9800647.9 | 7/1998 |
| WO | DPMA 49901078.7 | 10/1999 |
| WO | DPMA 40109686.6 | 7/2002 |
| WO | DPMA 40202989.5 | 9/2002 |
| WO | DPMA 40208158.7 | 1/2003 |
| WO | DPMA 40209159.5 | 1/2003 |

(51) **LOC (8) Cl.** **08-03**
(52) **U.S. Cl.** **D8/64**
(58) **Field of Classification Search** D8/69,
D8/68, 67, 66, 64, 61; 83/747, 699.21; 310/50;
30/394, 393, 392, 391, 390, 377, 376; 173/217,
173/216
See application file for complete search history.

* cited by examiner

Primary Examiner—Cathron C. Brooks
Assistant Examiner—Austin Murphy
(74) *Attorney, Agent, or Firm*—Bruce S. Shapiro; John Yun; Wesley W. Muller

(56) **References Cited**

(57) **CLAIM**

U.S. PATENT DOCUMENTS

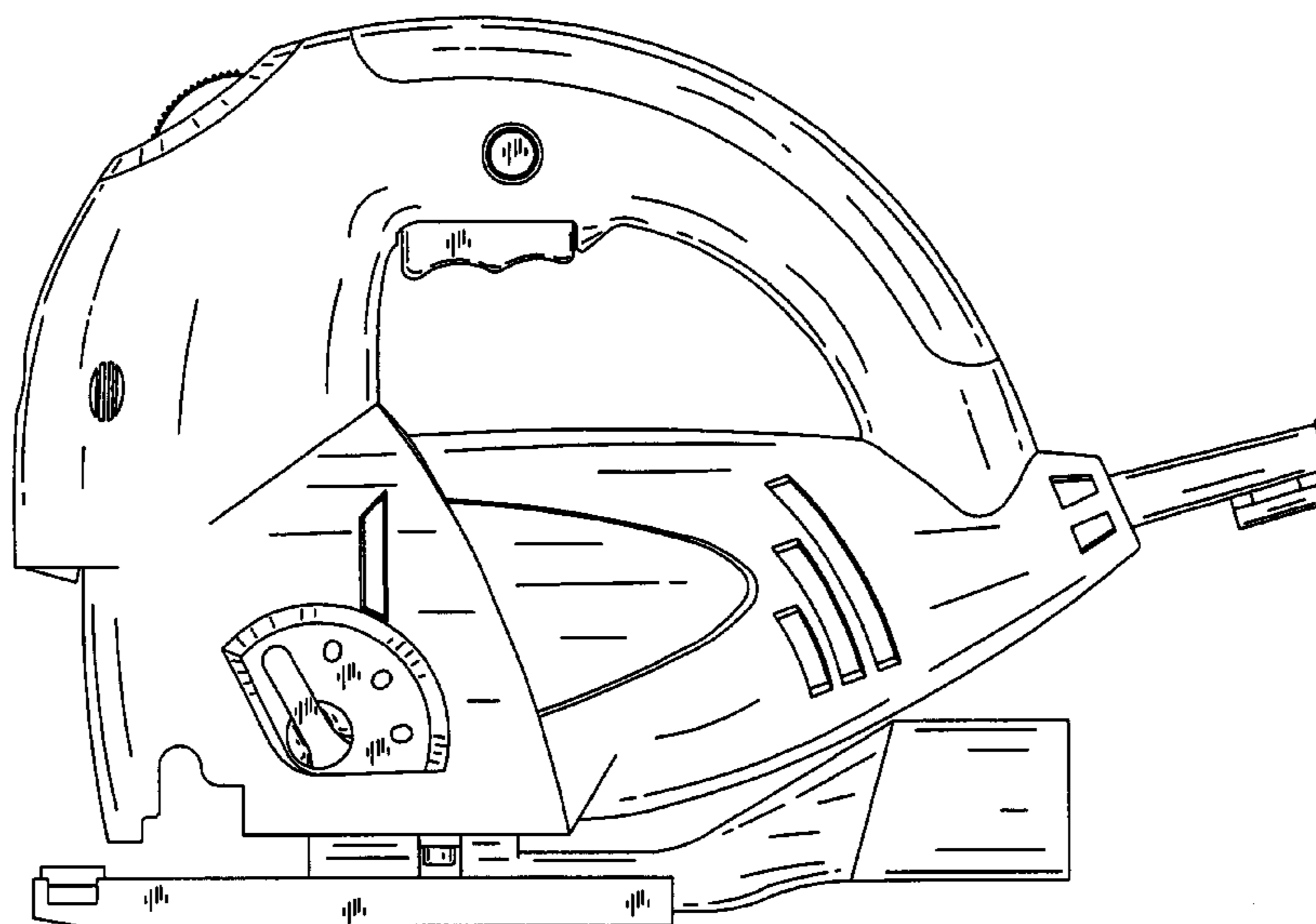
The ornamental design for a jigsaw, as shown and described.

| | | | | |
|--------------|------|---------|--------------------|--------|
| 3,087,519 | A * | 4/1963 | McCarty et al. | 30/376 |
| 5,205,043 | A * | 4/1993 | Batt et al. | 30/393 |
| D404,274 | S * | 1/1999 | Ogasawara et al. | D8/64 |
| D414,094 | S * | 9/1999 | Heun | D8/64 |
| D440,474 | S * | 4/2001 | Heun | D8/64 |
| D451,356 | S * | 12/2001 | Pretzell | D8/64 |
| D463,963 | S * | 10/2002 | Metaxatos et al. | D8/64 |
| D476,871 | S * | 7/2003 | Santarsiero et al. | D8/64 |
| D484,381 | S * | 12/2003 | Yamada et al. | D8/64 |
| 2002/0124419 | A1 * | 9/2002 | Hirabayashi | 30/329 |
| 2003/0167641 | A1 * | 9/2003 | Teng | 30/337 |
| 2003/0196338 | A1 * | 10/2003 | Eto et al. | 30/392 |
| 2005/0229408 | A1 * | 10/2005 | Ngan et al. | 30/376 |

DESCRIPTION

FIG. 1 is a left/front perspective view of a jigsaw showing my new design.
FIG. 2 is a front view thereof.
FIG. 3 is a rear view thereof.
FIG. 4 is a left side view thereof.
FIG. 5 is a right side view thereof.
FIG. 6 is a top plan view thereof; and,
FIG. 7 is a bottom plan view thereof.

1 Claim, 5 Drawing Sheets



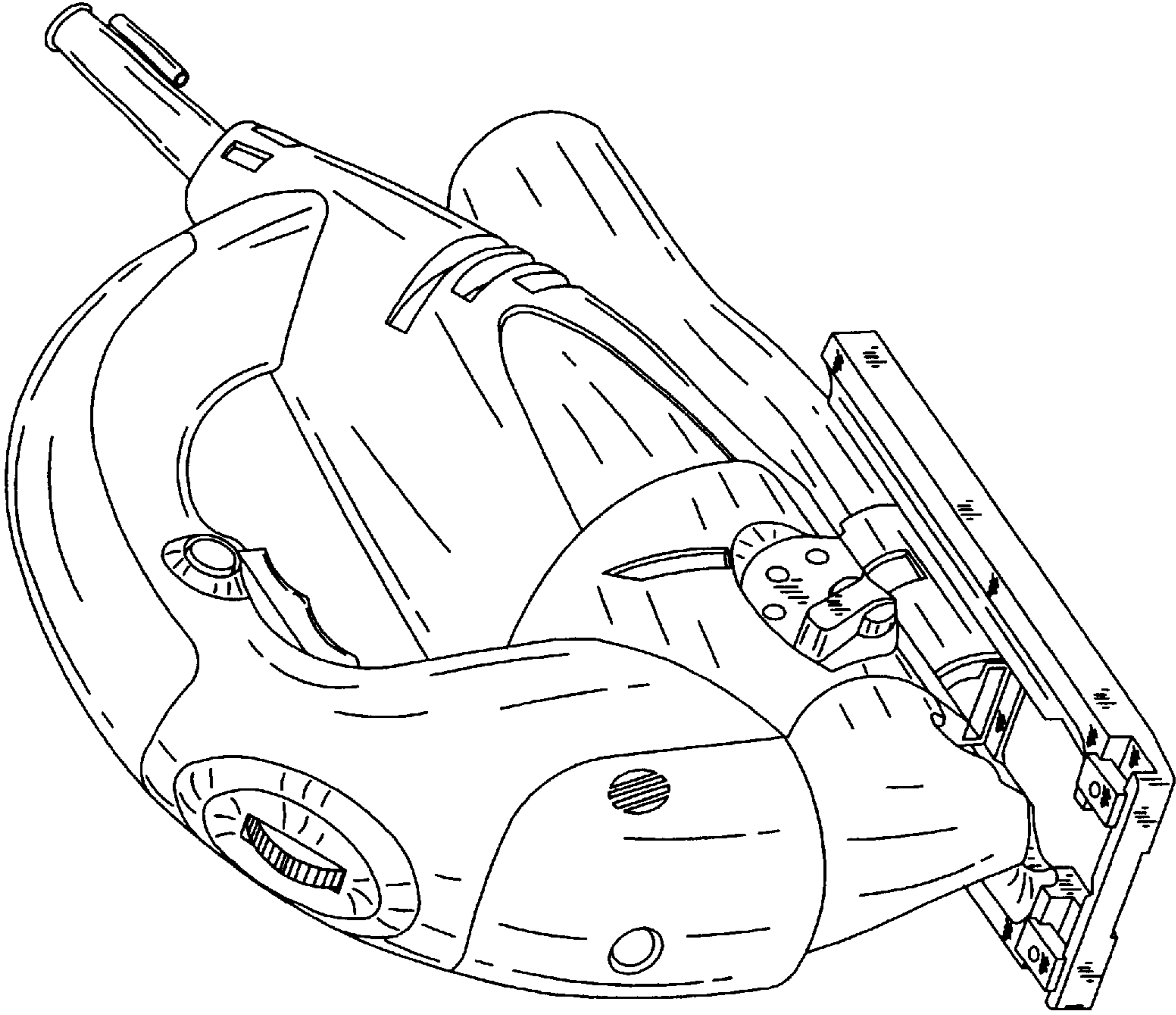


FIG.1




FIG.3

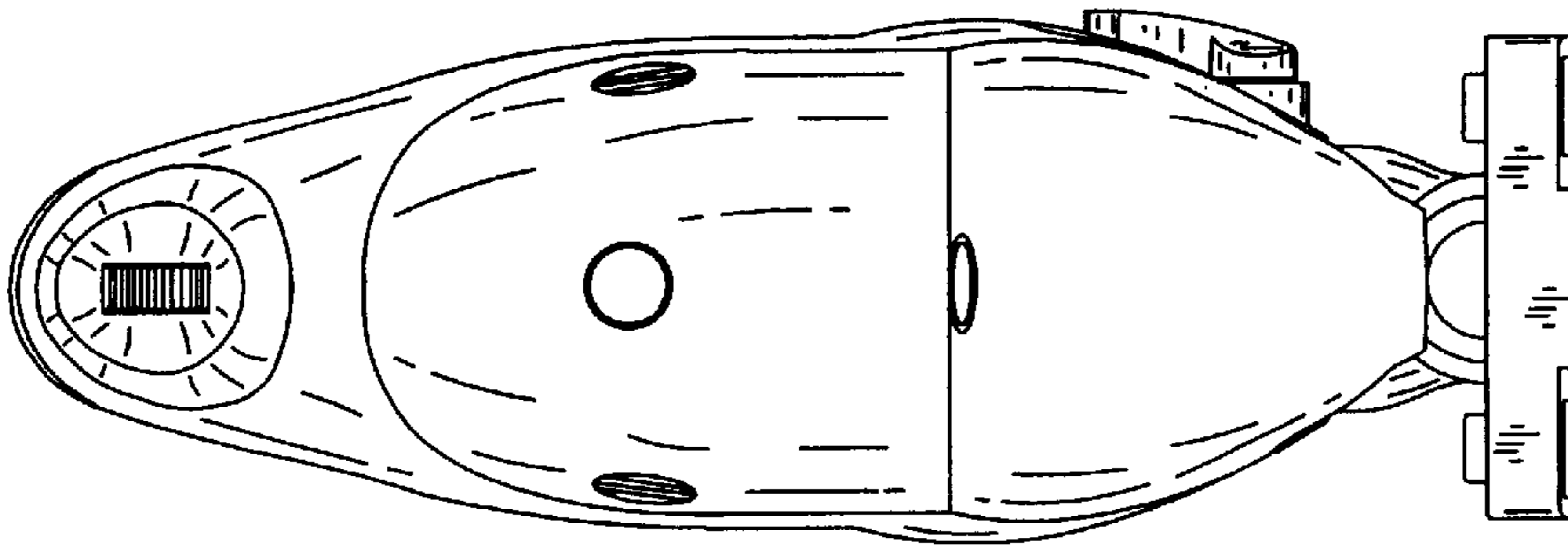


FIG.2

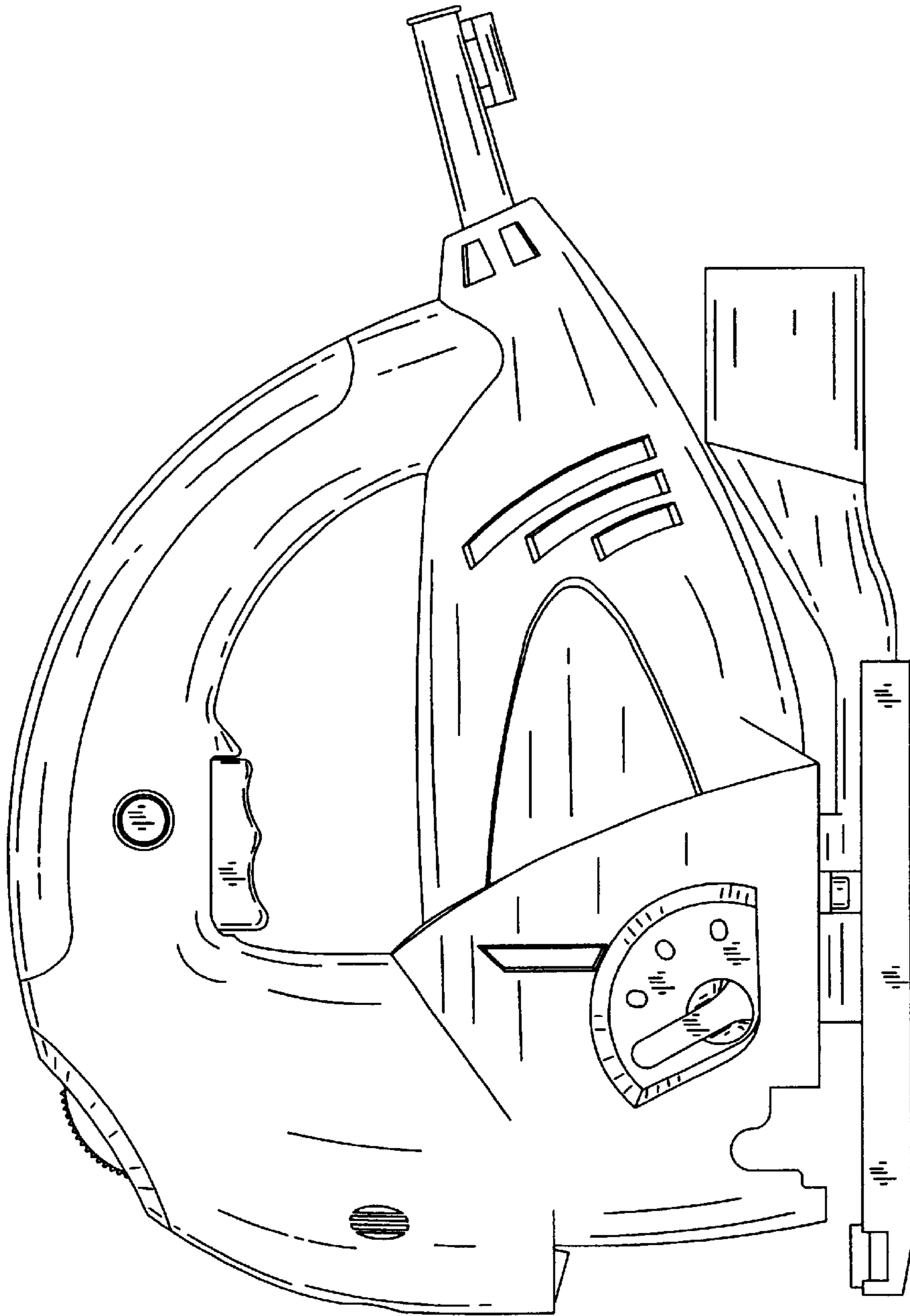


FIG.4

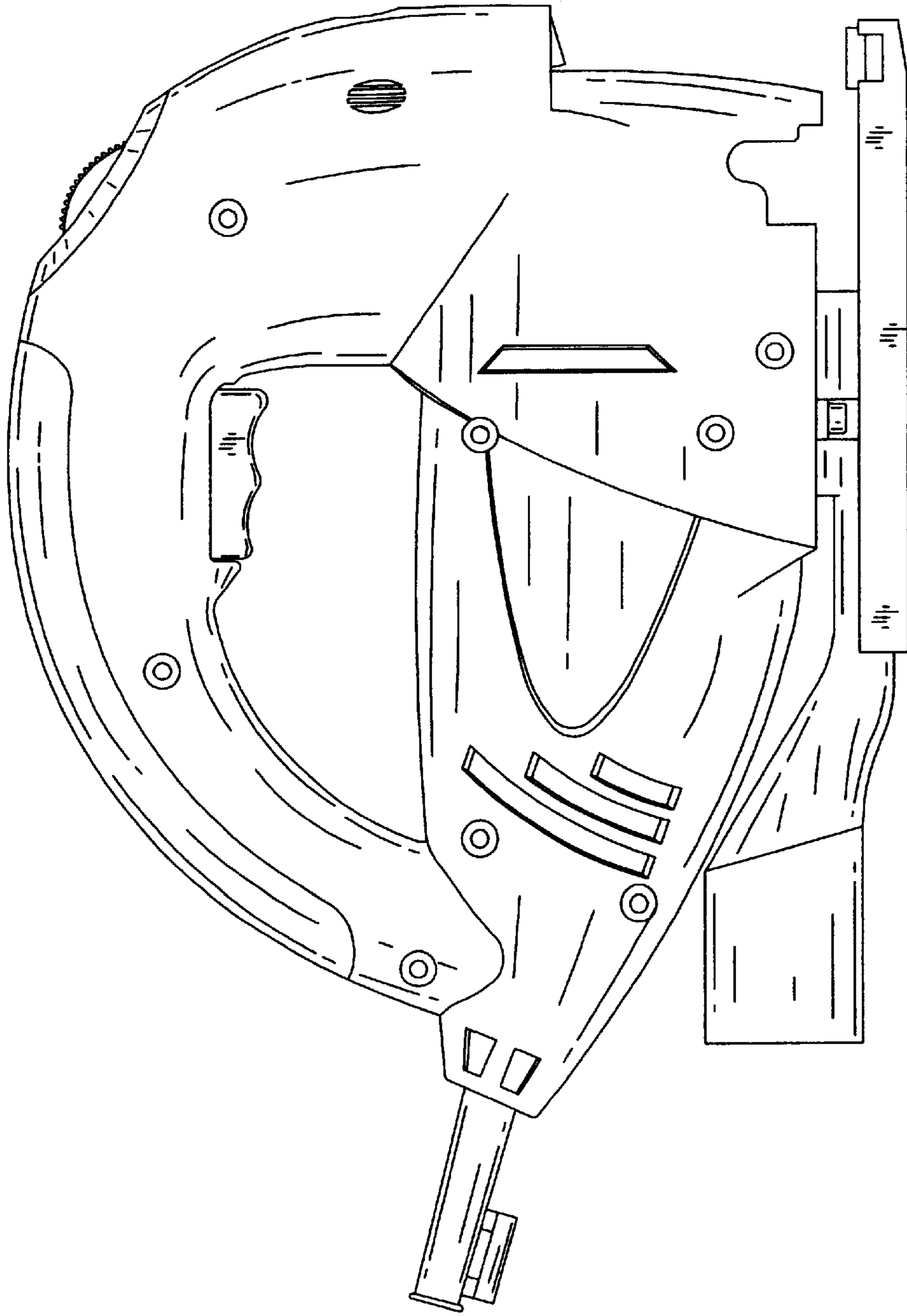


FIG.5

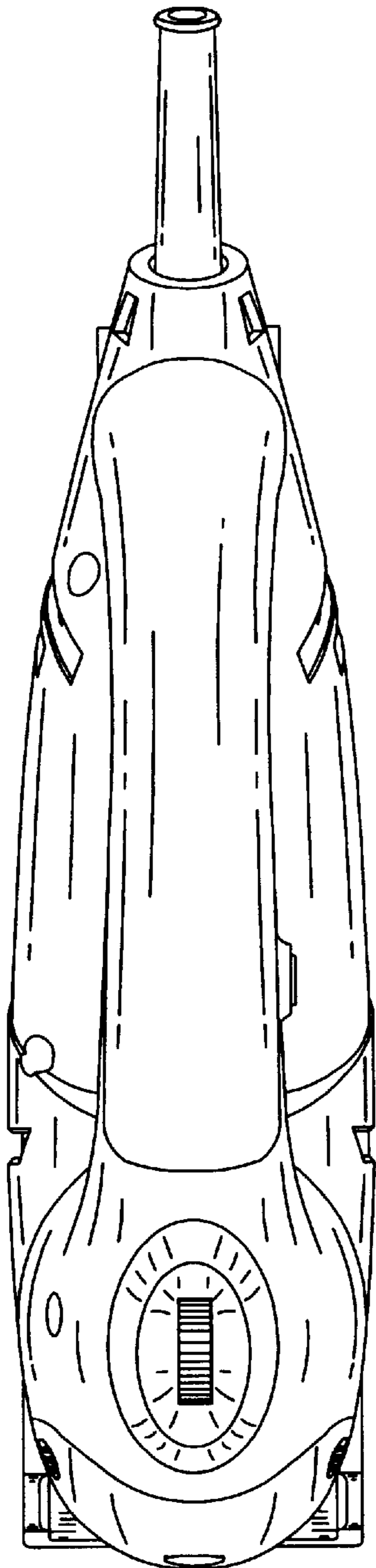


FIG. 6

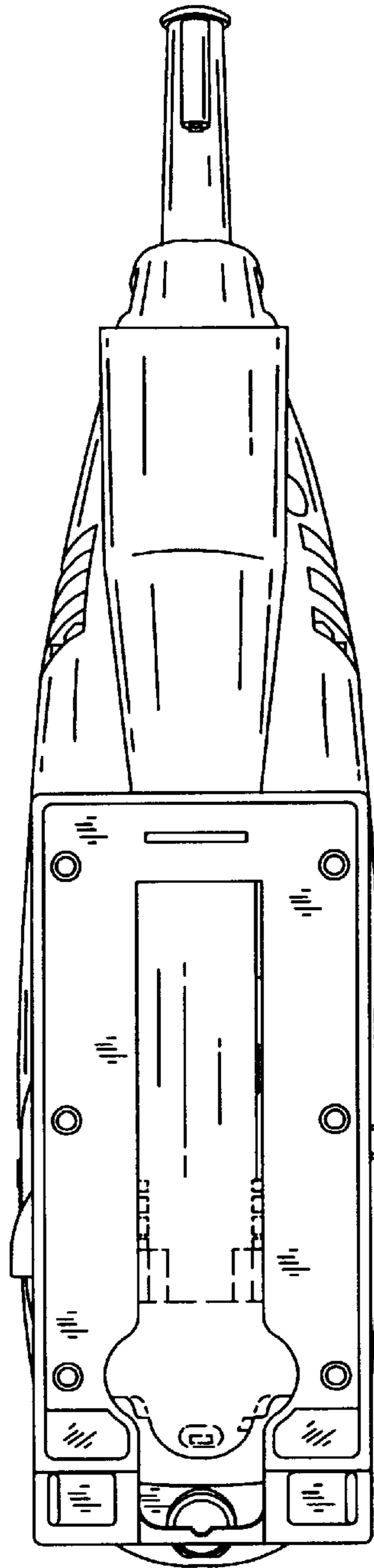


FIG. 7