



US00D524610S

(12) **United States Design Patent**  
**Kushner**

(10) **Patent No.:** **US D524,610 S**

(45) **Date of Patent:** **\*\* Jul. 11, 2006**

(54) **BARBEQUE FORK**

D479,958 S \* 9/2003 Hsu ..... D7/683

(76) Inventor: **Robert Gerald Kushner**, Flat G, Block G, Merry Terrace, 4 Seymour Road, Mid-Levels (HK)

\* cited by examiner

*Primary Examiner*—Terry A. Wallace

(74) *Attorney, Agent, or Firm*—Stuart Whittington

(\*\*) Term: **14 Years**

(57) **CLAIM**

The ornamental design for a barbeque fork, as shown and described.

(21) Appl. No.: **29/231,518**

(22) Filed: **Jun. 6, 2005**

**DESCRIPTION**

(51) **LOC (8) Cl.** ..... **07-02**

A utensil for cooking and/or serving food.

(52) **U.S. Cl.** ..... **D7/683; D10/57**

FIG. 1 is a front plan view of a barbeque fork according to my design;

(58) **Field of Classification Search** ..... D7/681–696,

FIG. 2 is a left side thereof;

D7/393, 395, 642–664; D8/40, 42, 34; D10/53,

FIG. 3 is a front left perspective of the fork prongs;

D10/57; 30/322, 323, 345, 147–150; 99/342,

FIG. 4 is a bottom left perspective view of the barbeque fork showing detachable thermometer;

99/419, 421 A; 294/55.5; 374/141, 155, 208–210

FIG. 5 is a bottom perspective view showing the thermometer partially inserted; and,

See application file for complete search history.

FIG. 6 is bottom left perspective view of the barbeque fork including a compartment having a corkscrew apparatus stowed therein.

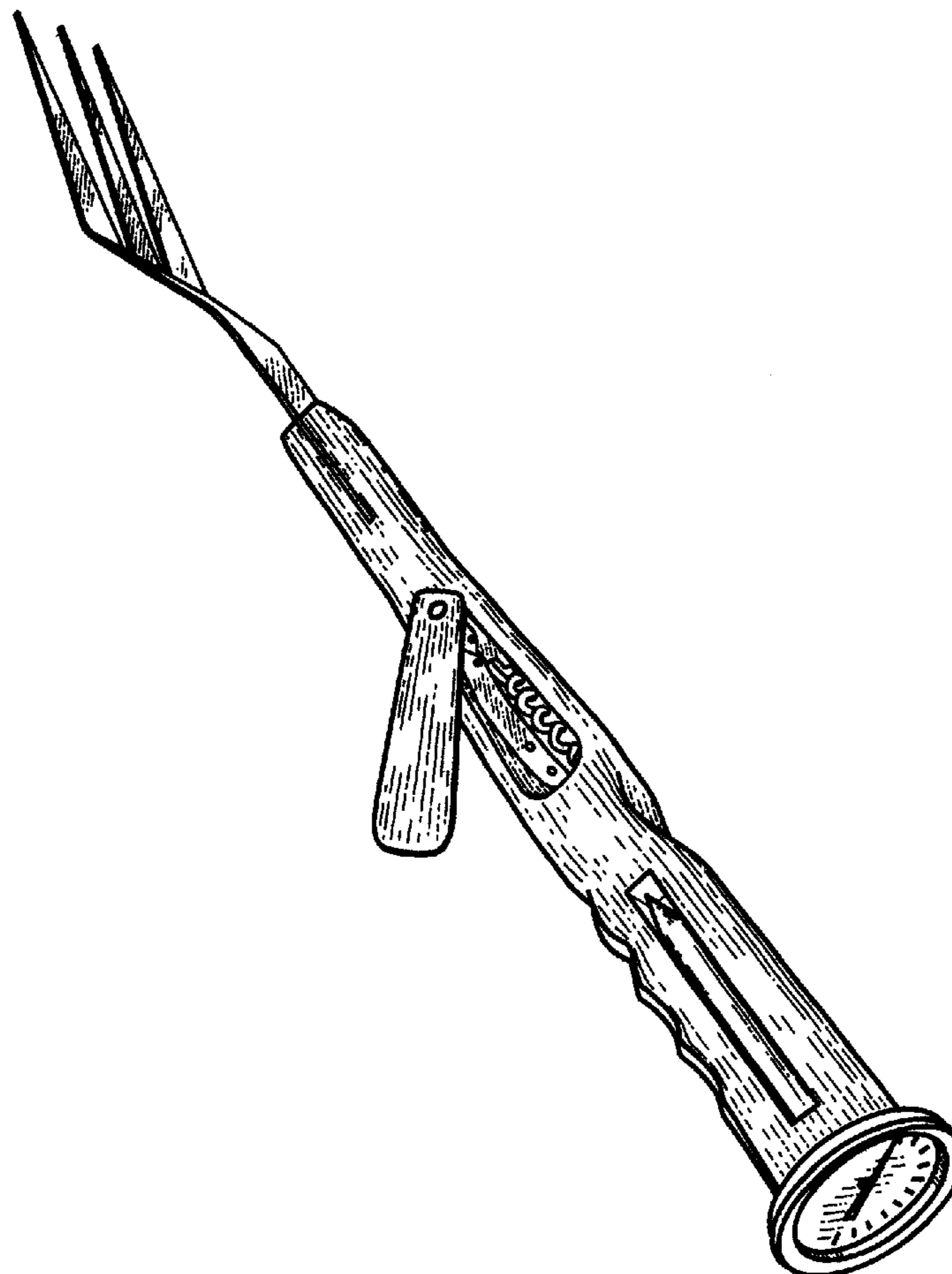
(56) **References Cited**

**U.S. PATENT DOCUMENTS**

**1 Claim, 3 Drawing Sheets**

3,552,210 A \* 1/1971 Wright, Jr. .... 374/155

D457,078 S \* 5/2002 Devlin et al. .... D10/57



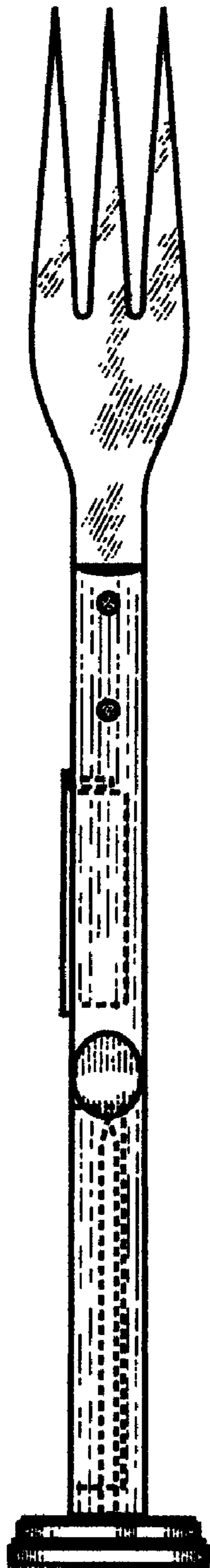


Fig. 1

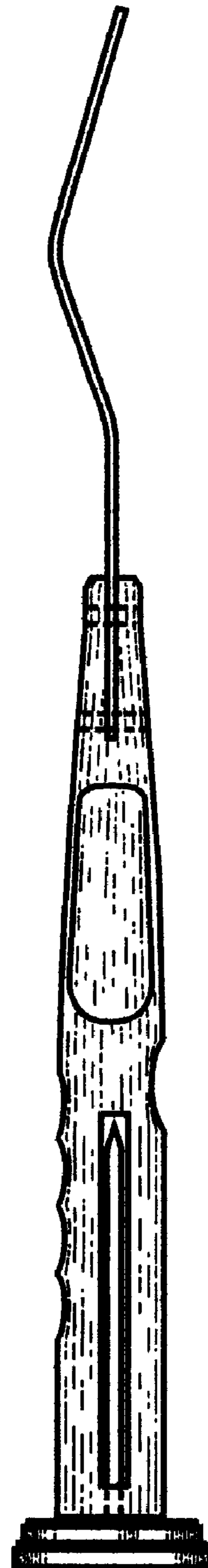


Fig. 2

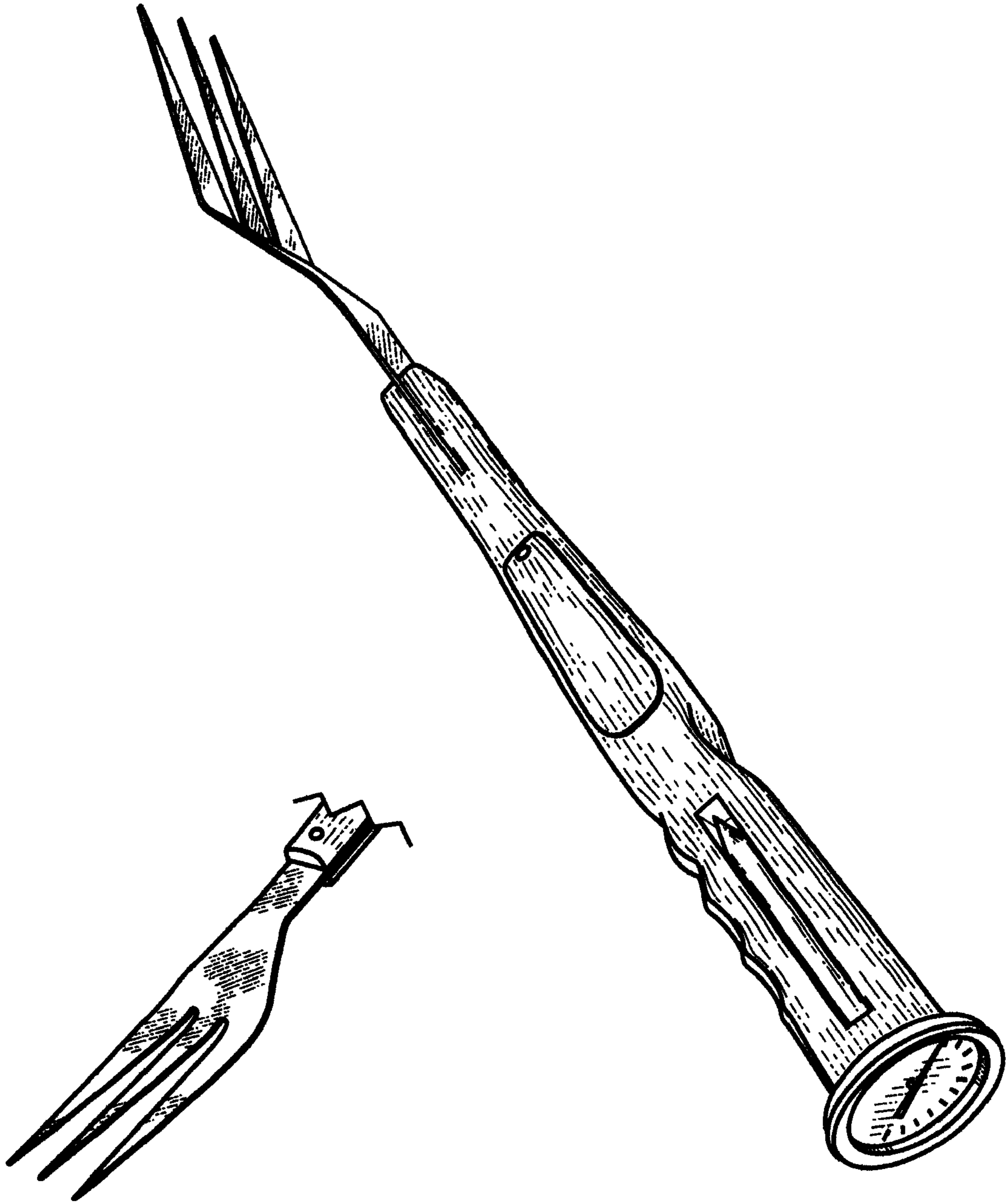


Fig. 3

Fig. 4


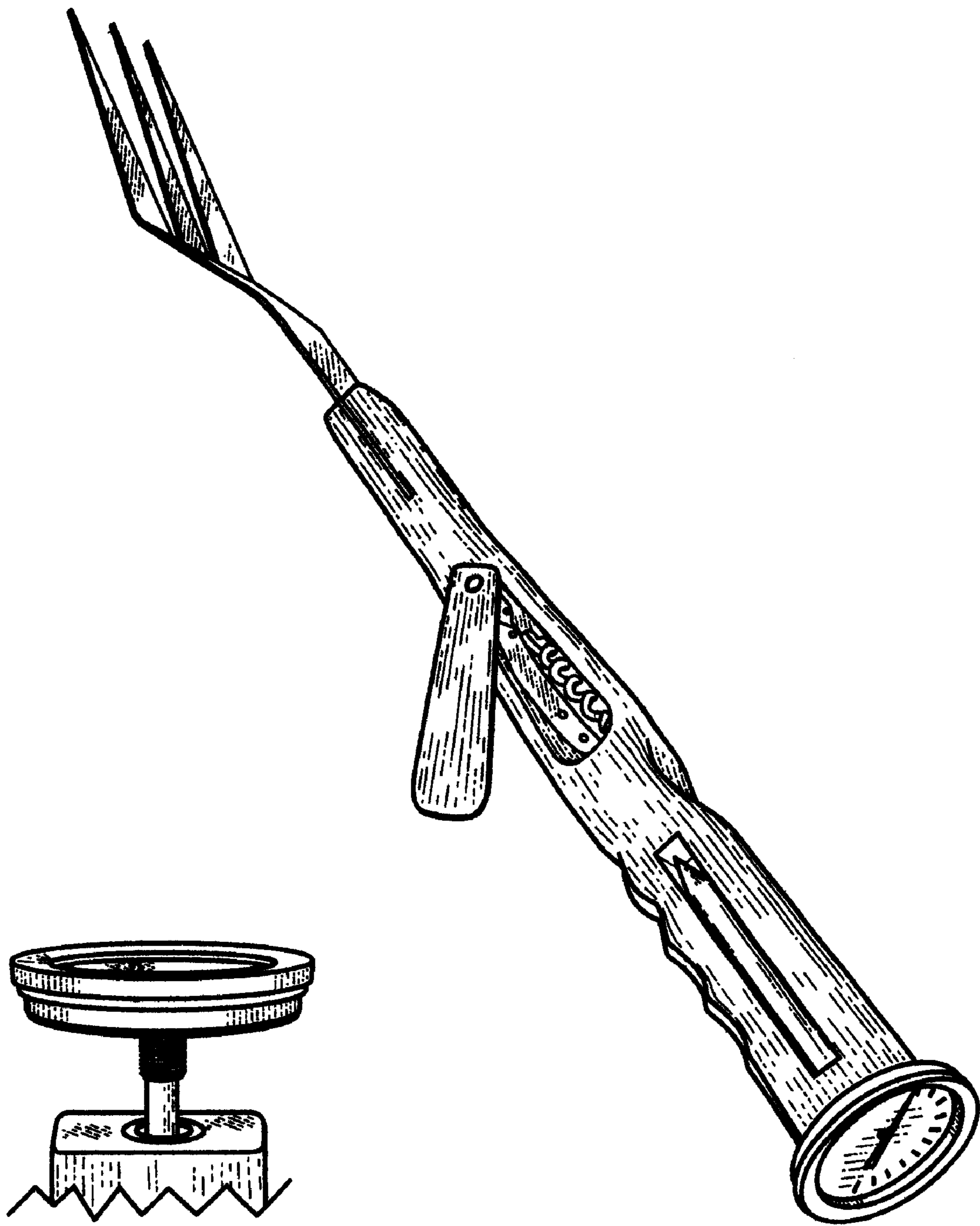


Fig. 5

Fig. 6