



US00D524601S

(12) **United States Design Patent**
Vetter

(10) **Patent No.:** **US D524,601 S**

(45) **Date of Patent:** **** Jul. 11, 2006**

(54) **GRATE FOR GAS COOKING APPLIANCE**

D489,933 S * 5/2004 Rummel et al. D7/346
D495,202 S * 8/2004 Becker et al. D7/408
D505,825 S * 6/2005 Vetter D7/340

(75) Inventor: **Roland Vetter**, Giengen-Sachsenhausen
(DE)

* cited by examiner

(73) Assignee: **BSH Bosch und Siemens Hausgeraete GmbH**, Munich (DE)

Primary Examiner—Robert A. Delehanty

Assistant Examiner—Mark Cavanna

(**) Term: **14 Years**

(74) *Attorney, Agent, or Firm*—John T. Winburn; Russell W. Warnock; Craig J. Loest

(21) Appl. No.: **29/201,844**

(57) **CLAIM**

(22) Filed: **Mar. 22, 2004**

The ornamental design for a grate for gas cooking appliance, as shown and described.

(51) **LOC (8) Cl.** **07-02**

(52) **U.S. Cl.** **D7/408**

(58) **Field of Classification Search** D7/340,
D7/402, 408–409; D23/397, 346, 347; 126/211;
99/402, 403, 385

See application file for complete search history.

DESCRIPTION

FIG. 1 is a perspective view of a grate showing my ornamental design;

FIG. 2 is a left side plan view of the grate embodiment shown in FIG. 1;

FIG. 3 is a top plan view of the grate embodiment shown in FIG. 1; and,

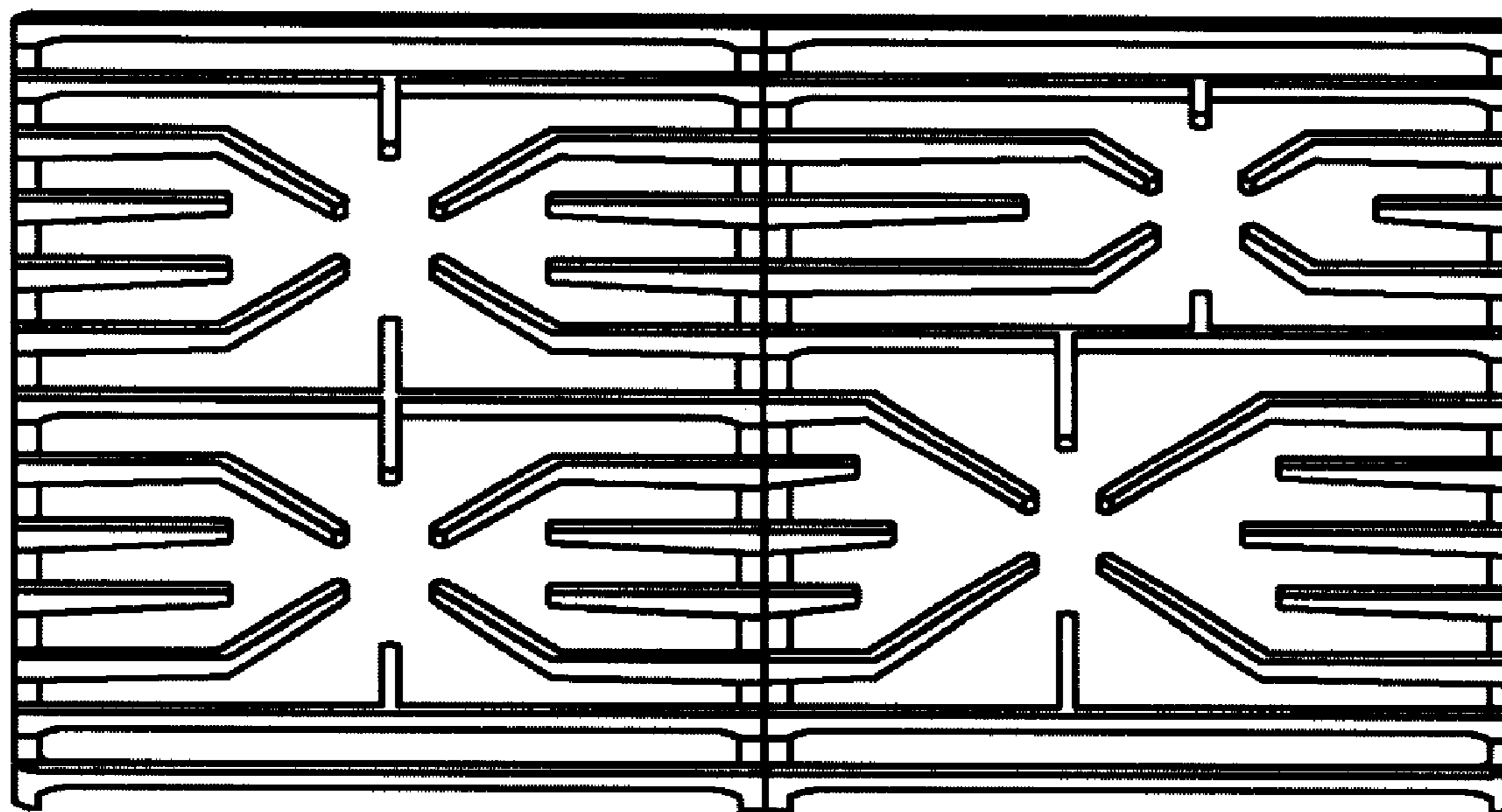
FIG. 4 is a right side plan view of the grate embodiment shown in FIG. 1.

(56) **References Cited**

U.S. PATENT DOCUMENTS

D369,062 S * 4/1996 Holbrook, Jr. D7/408
D371,277 S * 7/1996 Pink D7/408
D378,262 S * 3/1997 Sparks D7/408

1 Claim, 2 Drawing Sheets



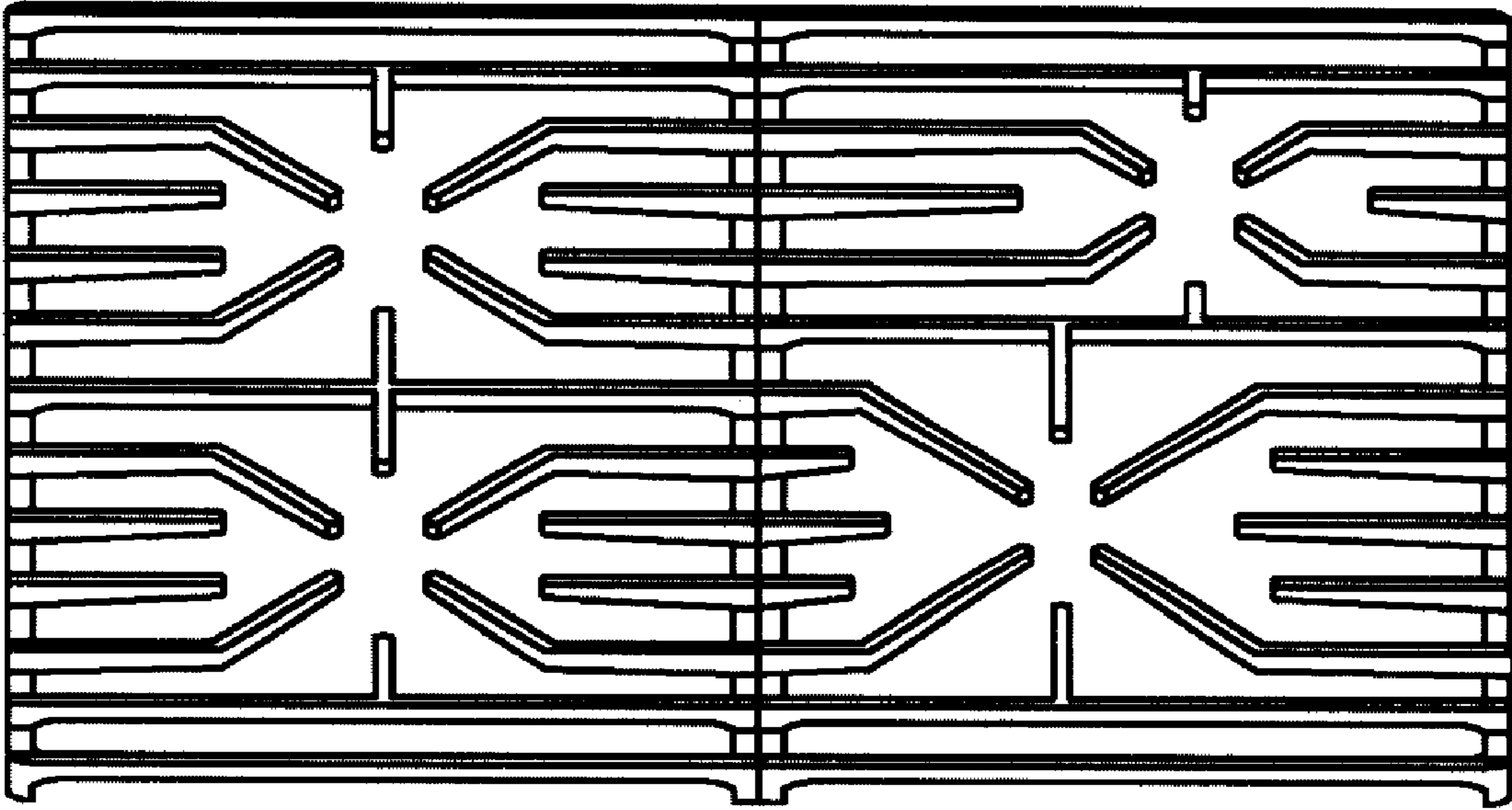


FIG. 1




FIG. 4

FIG. 3

FIG. 2