

US00D524600S

(12) **United States Design Patent**
Austin et al.

(10) **Patent No.:** **US D524,600 S**
(45) **Date of Patent:** **** Jul. 11, 2006**

(54) **CONVECTION COVER FOR COOKING APPLIANCE**
(75) Inventors: **Kerry O. Austin**, Ocoee, TN (US);
Thu-Ha Duncan, Cleveland, TN (US);
Steven M. Haring, Ooltewah, TN (US);
Steven M. Swayne, Chattanooga, TN (US)

4,940,869 A 7/1990 Scholtes et al.
D317,819 S * 6/1991 Sello D23/390
5,533,444 A 7/1996 Parks
5,786,567 A 7/1998 Wang
D432,226 S * 10/2000 Orendorff D23/393
6,615,819 B1 9/2003 Hernandez Burgos
D506,819 S * 6/2005 Stobart D23/370
2003/0111069 A1 6/2003 Austin et al.
2003/0146201 A1 8/2003 Smith et al.

(73) Assignee: **Maytag Corporation**, Newton, IA (US)
(**) Term: **14 Years**

* cited by examiner

Primary Examiner—Robert A. Delehanty

Assistant Examiner—Mark Cavanna

(74) *Attorney, Agent, or Firm*—Allan P. Orsund

(21) Appl. No.: **29/212,093**

(22) Filed: **Aug. 26, 2004**

(57) **CLAIM**

The ornamental design for a convection cover for cooking appliance, as shown and described.

(51) **LOC (8) Cl.** **07-02**

(52) **U.S. Cl.** **D7/407**; D7/402; D23/370;
D23/390; D23/393; 219/400

DESCRIPTION

(58) **Field of Classification Search** D23/370,
D23/390, 393; D7/402, 407; 99/476; 126/21 A;
219/400

FIG. 1 is a top view of our new convection cover for cooking appliance design;
FIG. 2 is a top perspective view of the invention;
FIG. 3 is a front elevation view of the invention;
FIG. 4 is bottom view of the invention;
FIG. 5 is a bottom perspective view of the invention; and,
FIG. 6 is a rear elevation view of the invention.


See application file for complete search history.

(56) **References Cited**

U.S. PATENT DOCUMENTS

4,484,063 A 11/1984 Whittenburg et al.

1 Claim, 2 Drawing Sheets






Fig.1




Fig.2



Fig.3




Fig.4




Fig.5



Fig.6