

US00D524571S

(12) **United States Design Patent** (10) **Patent No.:** **US D524,571 S**  
**Domack et al.** (45) **Date of Patent:** **\*\* Jul. 11, 2006**

(54) **WINE CABINET**

(75) Inventors: **Randy D. Domack**, Trempealeau, WI (US); **Terry A. Everson**, Blair, WI (US)

(73) Assignee: **Ashley Furniture Industries, Inc.**, Arcadia, WI (US)

(\*\*) Term: **14 Years**

(21) Appl. No.: **29/238,213**

(22) Filed: **Sep. 12, 2005**

(51) **LOC (8) Cl.** ..... **06-04**

(52) **U.S. Cl.** ..... **D6/436**

(58) **Field of Classification Search** ..... D6/434,  
D6/436, 441-447, 470; 312/114, 204, 224,  
312/227

See application file for complete search history.

(56) **References Cited**

**U.S. PATENT DOCUMENTS**

D358,509 S	*	5/1995	Klein	.....	D6/465
D397,888 S	*	9/1998	Teng	.....	D6/464
D407,242 S	*	3/1999	Tseng	.....	D6/464
D449,466 S	*	10/2001	Tseng	.....	D6/465
D476,825 S	*	7/2003	Adams	.....	D6/436

**OTHER PUBLICATIONS**

Generations, Coventry Wine Rack (A60), Furniture Today, p. 3, Oct. 16, 2000.\*  
Ashley Product Catalog, Spring 2003, vol. 5, Series 1, Allure D179,01-15-73, p. 91.

Ashley Product Catalog, Spring 2003, vol. 5, Series 1, Capetown D211-15-01-76, p. 98.

Ashley Product Catalog, Spring 2003, vol. 5, Series 1, Bittersweet D219-15-01(4)-76, p. 100.

Ashley Product Catalog, Spring 2003, vol. 5, Series 1, Antigo D233-25-01(4)-76, p. 106.

Ashley Product Catalog, Spring 2003, vol. 5, Series 1, Pheasant Run D452-15-01-76, p. 315.

Ashley Product Catalog, Spring 2003, vol. 5, Series 1, Maimaison D482-15-01-76, p. 318.

\* cited by examiner

*Primary Examiner*—Cathron C. Brooks

(74) *Attorney, Agent, or Firm*—Patterson, Thunte, Skaar & Christensen, P.A.

(57) **CLAIM**

We claim the ornamental design for a wine cabinet, as shown and described.

**DESCRIPTION**

FIG. 1 is a perspective elevational view of a wine cabinet according to an embodiment of the invention.


FIG. 2 is a front elevational view of a wine cabinet according to an embodiment of the invention.


FIG. 3 is a side elevational view of a wine cabinet according to an embodiment of the invention, the opposite side being a mirror image thereof; and,

FIG. 4 is a top plan view of a wine cabinet according to an embodiment of the invention.


The dashed lines represent environmental elements only and form no part of the claimed design.

**1 Claim, 4 Drawing Sheets**






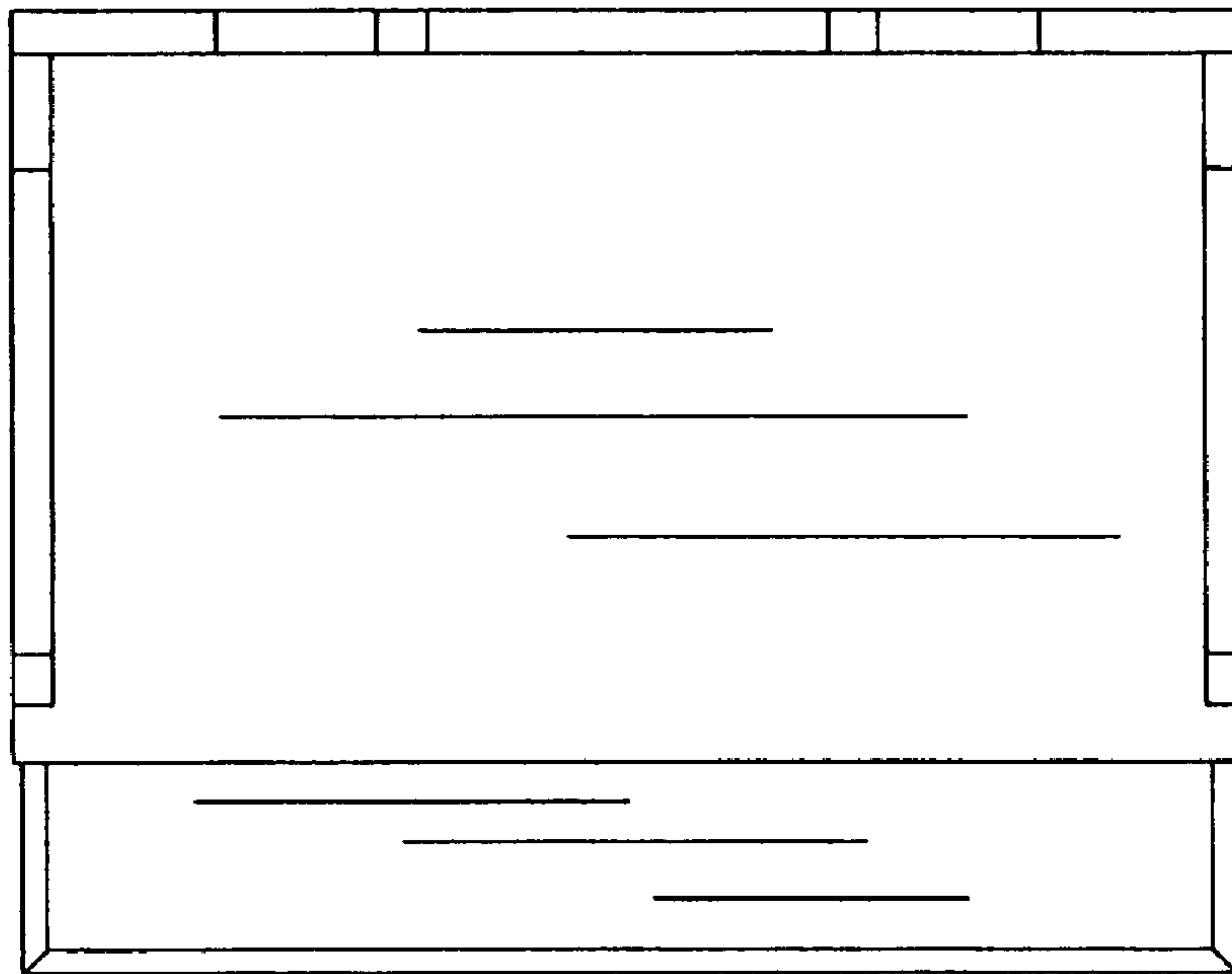
*Fig. 1*



*Fig. 2*



*Fig. 3*



*Fig. 4*