



US00D524556S

(12) **United States Design Patent**  
**Schmitt**

(10) **Patent No.:** **US D524,556 S**  
(45) **Date of Patent:** **\*\* Jul. 11, 2006**

(54) **DRESSER MIRROR**  
(75) Inventor: **Jack Schmitt**, San Juan Capistrano, CA (US)  
(73) Assignee: **Amini Innovation Corp.**, Pico Rivera, CA (US)  
(\*\*) Term: **14 Years**  
(21) Appl. No.: **29/225,578**  
(22) Filed: **Mar. 17, 2005**  
(51) **LOC (8) Cl.** ..... **06-07**  
(52) **U.S. Cl.** ..... **D6/300**  
(58) **Field of Classification Search** ..... D6/300-309, D6/444, 432, 568; 40/700-702, 714, 717, 40/721, 727, 738, 739, 742, 745, 746, 747, 40/768, 777, 778, 779, 782-784, 790-791; 312/204; D11/131  
See application file for complete search history.

D387,568 S 12/1997 Walters, III et al.  
D400,733 S 11/1998 O'Hare  
D406,202 S 3/1999 Zaidman  
D411,050 S 6/1999 Keller et al.  
D412,413 S 8/1999 Keller et al.  
D424,831 S 5/2000 O'Hare  
D437,503 S 2/2001 Ungaro  
D448,205 S 9/2001 O'Hare et al.  
D450,203 S 11/2001 Vaaler  
D451,700 S 12/2001 Vaaler  
D454,729 S 3/2002 Vaaler  
D459,111 S 6/2002 Tobin, Jr.  
D463,140 S \* 9/2002 Risdon et al. .... D6/300  
D467,095 S 12/2002 Vaaler  
D469,626 S 2/2003 Vaaler  
D469,631 S 2/2003 Vaaler  
D469,982 S 2/2003 Warren et al.  
D470,686 S 2/2003 O'Hare  
D472,733 S 4/2003 McDaniel et al.  
D473,400 S 4/2003 O'Hare

(Continued)

*Primary Examiner*—Janice E. Seeger  
*Assistant Examiner*—Sydney R. Buffalow  
(74) *Attorney, Agent, or Firm*—Cislo & Thomas, LLP

(56) **References Cited**

U.S. PATENT DOCUMENTS

107,479 A 9/1870 Gilman  
2,009,225 A 7/1935 Farrar  
D109,986 S 6/1938 Hickerson  
D198,795 S 8/1964 Hekler  
D234,177 S 1/1975 Keller  
D241,210 S 8/1976 Elsen  
D241,211 S 8/1976 Elsen  
D258,331 S 2/1981 Brown  
D258,333 S 2/1981 Brown  
D265,155 S 6/1982 Bravo  
D272,698 S 2/1984 Aulbert et al.  
D321,438 S 11/1991 Pauer et al.  
D341,502 S 11/1993 Ball  
D343,744 S 2/1994 Keller  
D346,915 S 5/1994 Roser, Jr.  
D350,656 S 9/1994 Ferguson  
D371,257 S 7/1996 Paus  
D373,033 S 8/1996 Rosebrock  
D374,783 S 10/1996 Keller et al.  
D383,330 S 9/1997 Lowery  
D384,518 S 10/1997 Bergelin


(57) **CLAIM**

I claim the ornamental design for the dresser mirror, as shown and described.

**DESCRIPTION**

FIG. 1 is a front elevational view of a dresser mirror showing my new design;  
FIG. 2 is left-side elevational view thereof;  
FIG. 3 is right-side elevational view thereof;  
FIG. 4 is a top plan view thereof; and,  
FIG. 5 is a lower left front corner elevational detail of the dresser mirror illustrating the ornamentation thereon in enlarged detail.  
The claimed design does not include any specific depth for the specific ornamental details shown within the perimeter moldings.

**1 Claim, 5 Drawing Sheets**



# US D524,556 S

Page 2

---

## U.S. PATENT DOCUMENTS

D474,054 S	5/2003	Warren et al.	D484,319 S	12/2003	Domack
D474,922 S	5/2003	Vaaler	D485,079 S	1/2004	Warren et al.
D475,868 S	6/2003	Vaaler	D487,201 S	3/2004	Schmitt
D476,505 S	7/2003	Lenger	D487,548 S	3/2004	Schmitt
D477,725 S	7/2003	McDaniel et al.	D488,936 S	4/2004	Schmitt
D480,236 S	10/2003	Schmitt	D490,626 S	6/2004	Risdon et al.
D480,896 S	10/2003	Paus	D505,554 S	* 5/2005	Mohundro ..... D6/300
D481,555 S	11/2003	Schmitt			

\* cited by examiner




Fig. 1




Fig. 2




Fig. 3

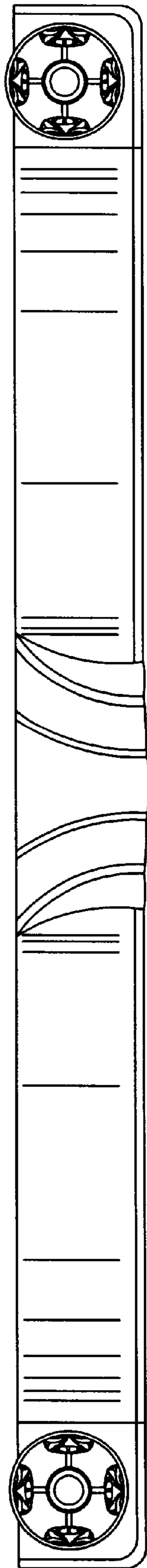


Fig. 4




Fig. 5