



US00D524539S

(12) **United States Design Patent**  
**Metzger et al.**

(10) **Patent No.:** **US D524,539 S**

(45) **Date of Patent:** **\*\* Jul. 11, 2006**

(54) **BOARD CARRIER**

(76) Inventors: **Paul M. Metzger**, 1209 N. Kings Rd.,  
#8, West Hollywood, CA (US) 90069;  
**Jeffrey S. Metzger**, P.O. Box 461382,  
Los Angeles, CA (US) 90046

(\*\*) Term: **14 Years**

(21) Appl. No.: **29/214,552**

(22) Filed: **Oct. 4, 2004**

(51) **LOC (8) Cl.** ..... **03-01**

(52) **U.S. Cl.** ..... **D3/261; D3/254**

(58) **Field of Classification Search** ..... D3/221,  
D3/254, 261, 327; 224/191, 257, 264, 581,  
224/587, 600, 651, 658, 664, 901.4, 901.6  
See application file for complete search history.

(56) **References Cited**

**U.S. PATENT DOCUMENTS**

D258,703 S	*	3/1981	Ogle et al.	.....	D3/261
4,790,460 A	*	12/1988	Harper, Jr.	.....	224/644
5,016,794 A	*	5/1991	Beagle, Jr.	.....	224/629
D321,792 S	*	11/1991	MacNeary	.....	D3/221
5,092,506 A	*	3/1992	Bolduc	.....	224/658
5,344,056 A	*	9/1994	Challoner et al.	.....	224/581

5,492,254 A	*	2/1996	Challoner et al.	.....	224/586
D455,259 S	*	4/2002	Kelly-Pollet	.....	D3/221
D461,052 S	*	8/2002	Vazquez	.....	D3/290
D474,888 S	*	5/2003	Gillenwater	.....	D3/261
6,585,137 B1	*	7/2003	Archuleta	.....	224/617

\* cited by examiner

*Primary Examiner*—Philip S. Hyder

*Assistant Examiner*—RoseLynn Ulm

(74) *Attorney, Agent, or Firm*—Freilich, Hornbaker & Rosen

(57) **CLAIM**

The ornamental design for the board carrier, as shown and described.

**DESCRIPTION**

FIG. 1 is an isometric view of a board carrier in accordance with the invention suitable for carrying skateboards, snowboards, and the like;

FIG. 2 is a front elevational view of said board carrier;

FIG. 3 is a right side elevational view of said board carrier;

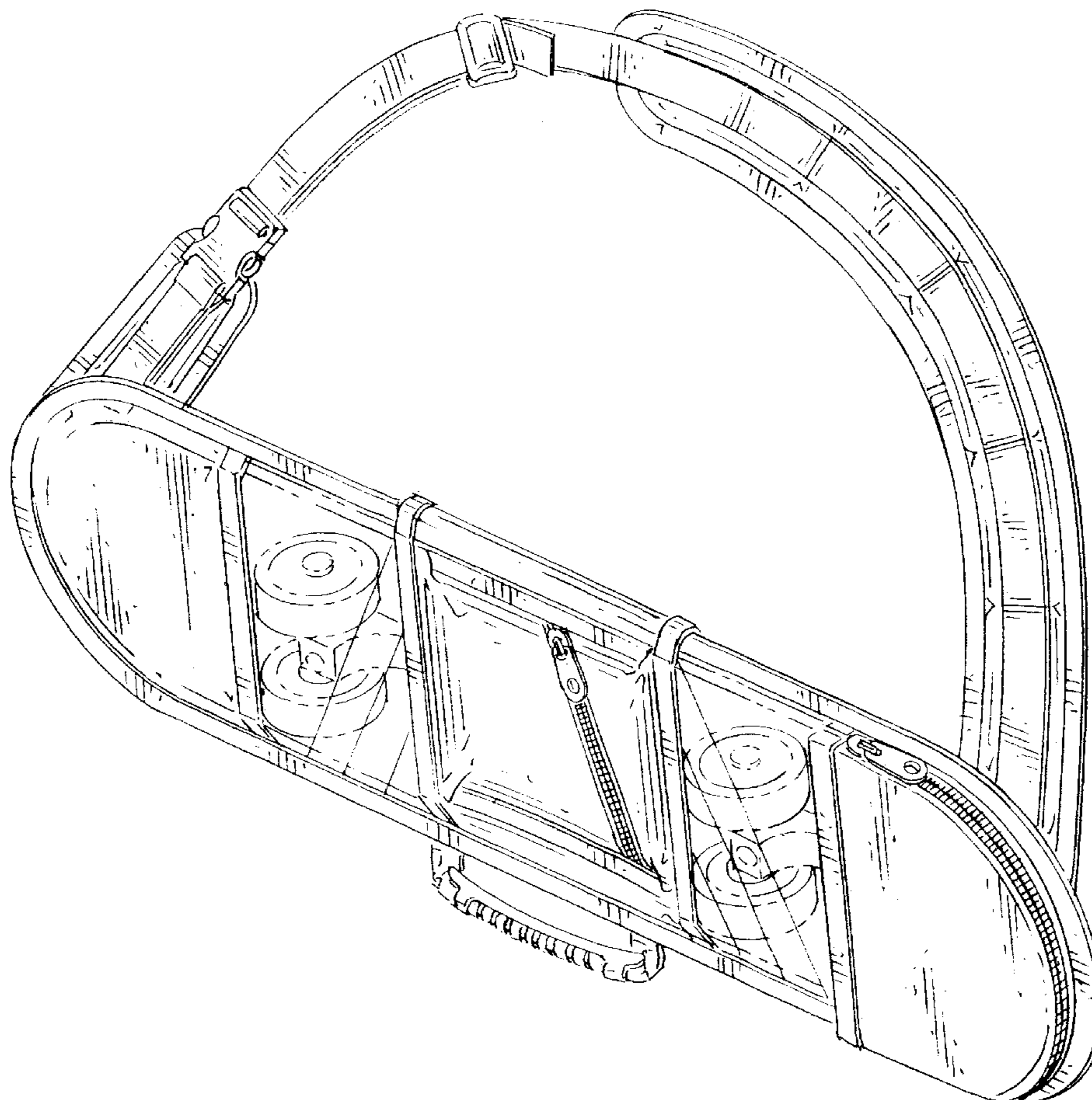
FIG. 4 is a rear elevational view of said board carrier;

FIG. 5 is a left side elevational view of said board carrier;

FIG. 6 is a top plan view of said board carrier; and,

FIG. 7 is a bottom plan view of said board carrier.

**1 Claim, 3 Drawing Sheets**



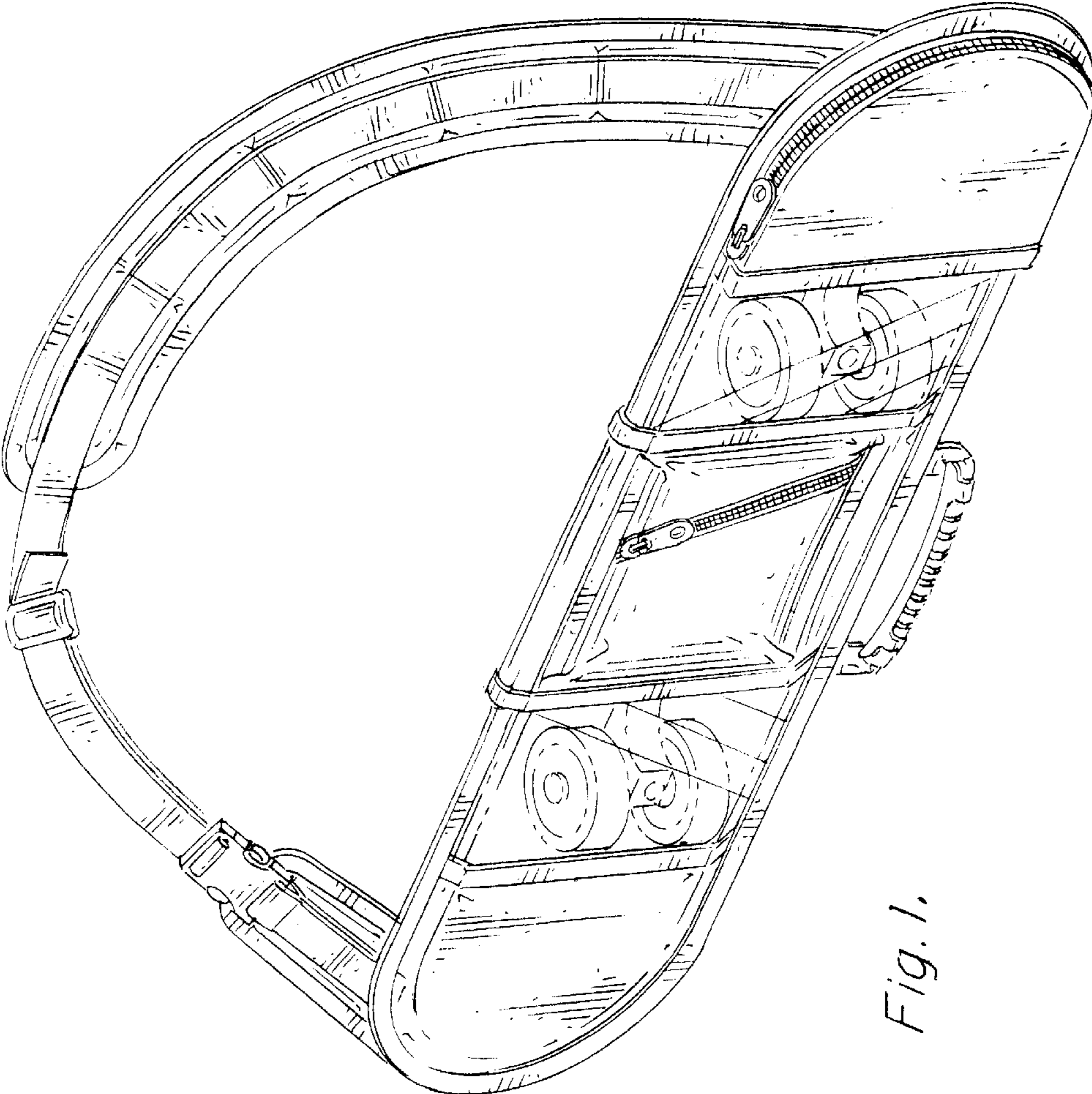


Fig. 1.

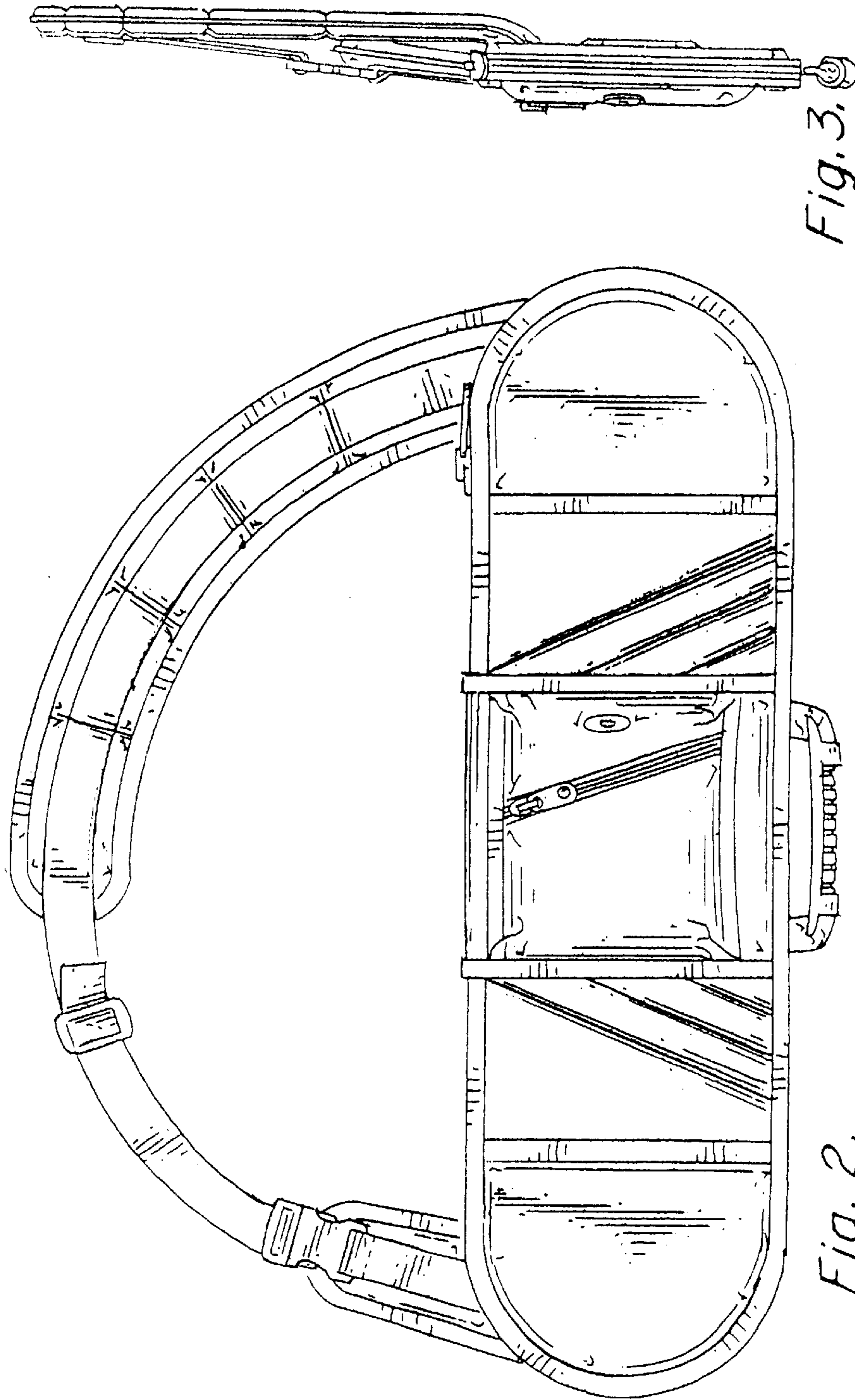


Fig. 3.

Fig. 2.



Fig. 6.

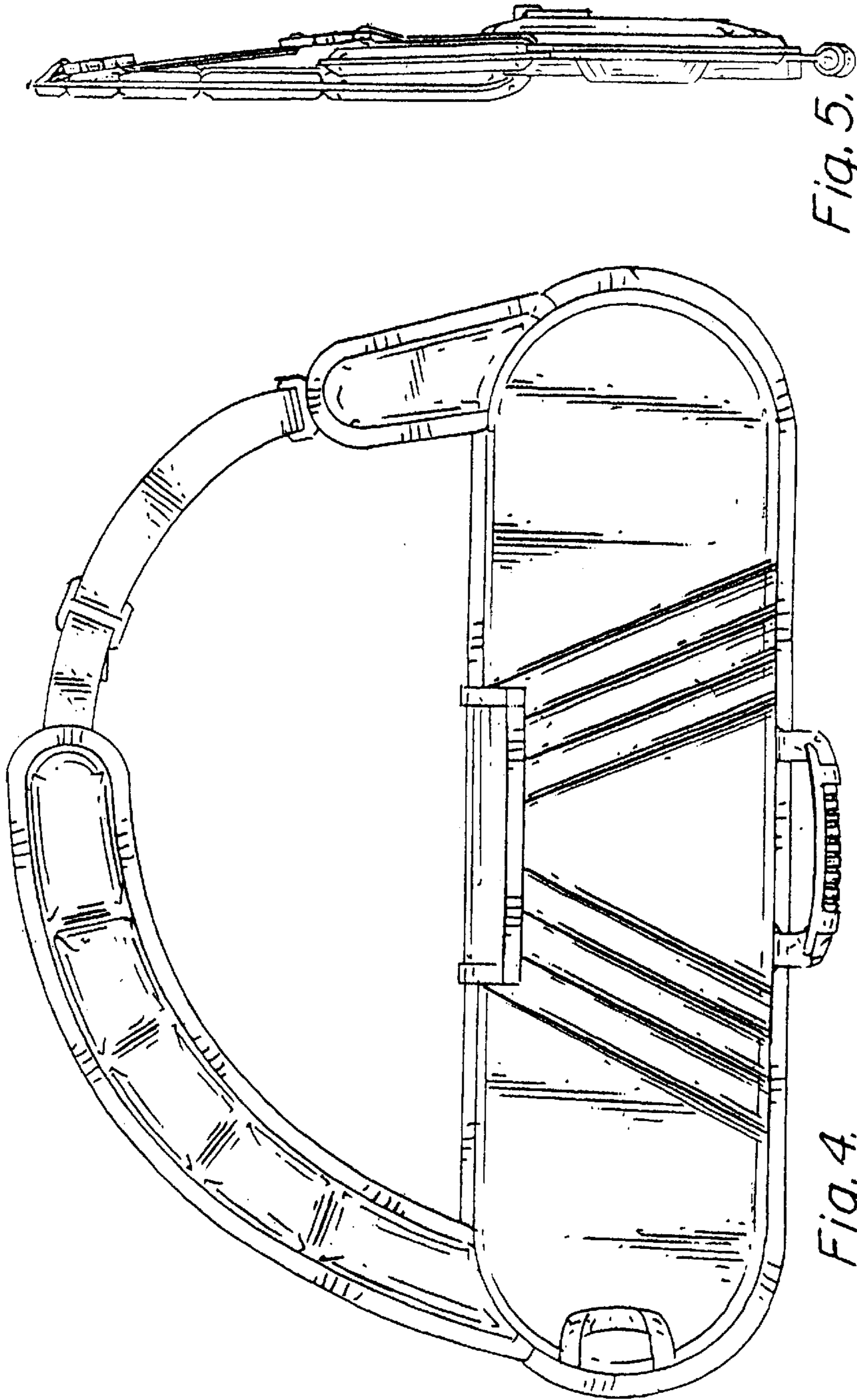


Fig. 5.

Fig. 4.

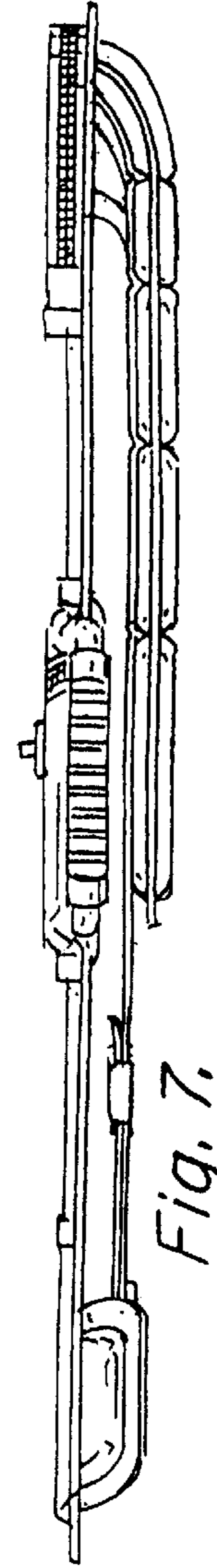


Fig. 7.