



US00D524520S

(12) **United States Design Patent**
Marvin

(10) **Patent No.:** **US D524,520 S**

(45) **Date of Patent:** **** Jul. 11, 2006**

(54) **SHOE SOLE**

(75) Inventor: **Heather M. Marvin**, Brighton, MA
(US)

(73) Assignee: **Atsco Footwear, Inc.**, Avon, MA (US)

(**) Term: **14 Years**

(21) Appl. No.: **29/217,381**

(22) Filed: **Nov. 16, 2004**

(51) **LOC (8) Cl.** **02-04**

(52) **U.S. Cl.** **D2/954; 957/959; 957/960**

(58) **Field of Classification Search** D2/902,
D2/946-949, 951-960, 962, 977; 36/3 B,
36/22 R, 24.5, 25 R, 28, 32 R, 34 R, 67 A,
36/59 C
See application file for complete search history.

D426,946 S	6/2000	Debiase	
D433,790 S	* 11/2000	Oliver	D2/957
6,182,379 B1	* 2/2001	Savage	36/62
D440,031 S	4/2001	White	
D441,944 S	5/2001	Rogers	
D447,852 S	* 9/2001	Schroeder et al.	D2/954
6,324,772 B1	* 12/2001	Meschan	36/25 R
D459,061 S	6/2002	Lotti	
D459,067 S	6/2002	Lotti	
D470,649 S	2/2003	Wilson	
D474,329 S	* 5/2003	McClaskie	D2/952
D474,878 S	* 5/2003	Matis	D2/953
6,604,300 B1	* 8/2003	Meschan	36/25 R
D488,294 S	4/2004	Lancon	
D494,748 S	8/2004	McClaskie	
D504,756 S	* 5/2005	Adams et al.	D2/952

(Continued)

Primary Examiner—Celia A. Murphy
(74) *Attorney, Agent, or Firm*—Wolf, Greenfield & Sacks P.C.

(56) **References Cited**

U.S. PATENT DOCUMENTS

1,137,159 A	4/1915	Meyer	
1,724,365 A	8/1929	Riddell	
2,582,053 A	* 1/1952	Merlin	36/59 R
3,043,026 A	* 7/1962	Semon	36/59 R
3,063,171 A	* 11/1962	Hollander	36/59 R
3,656,245 A	* 4/1972	Wilson	36/67 D
D264,017 S	* 4/1982	Turner	D2/954
D287,662 S	1/1987	Tonkel	
D288,262 S	* 2/1987	Yokoishi	D2/962
D293,276 S	12/1987	Schmidt-Devlin et al.	
D297,886 S	10/1988	Kelley et al.	
D306,516 S	3/1990	Whatley	
D322,154 S	* 12/1991	Trueman	D2/955
D389,297 S	* 1/1998	Adam	D2/962
D395,156 S	* 6/1998	Adam	D2/947
D398,749 S	* 9/1998	Santos	D2/962
D399,343 S	10/1998	Egelja et al.	
D401,750 S	* 12/1998	Santos et al.	D2/962
D405,595 S	2/1999	Kayano	
D406,938 S	3/1999	Lin	
5,901,472 A	* 5/1999	Adam	36/134
D424,792 S	5/2000	Briand	
D426,053 S	6/2000	Santa	

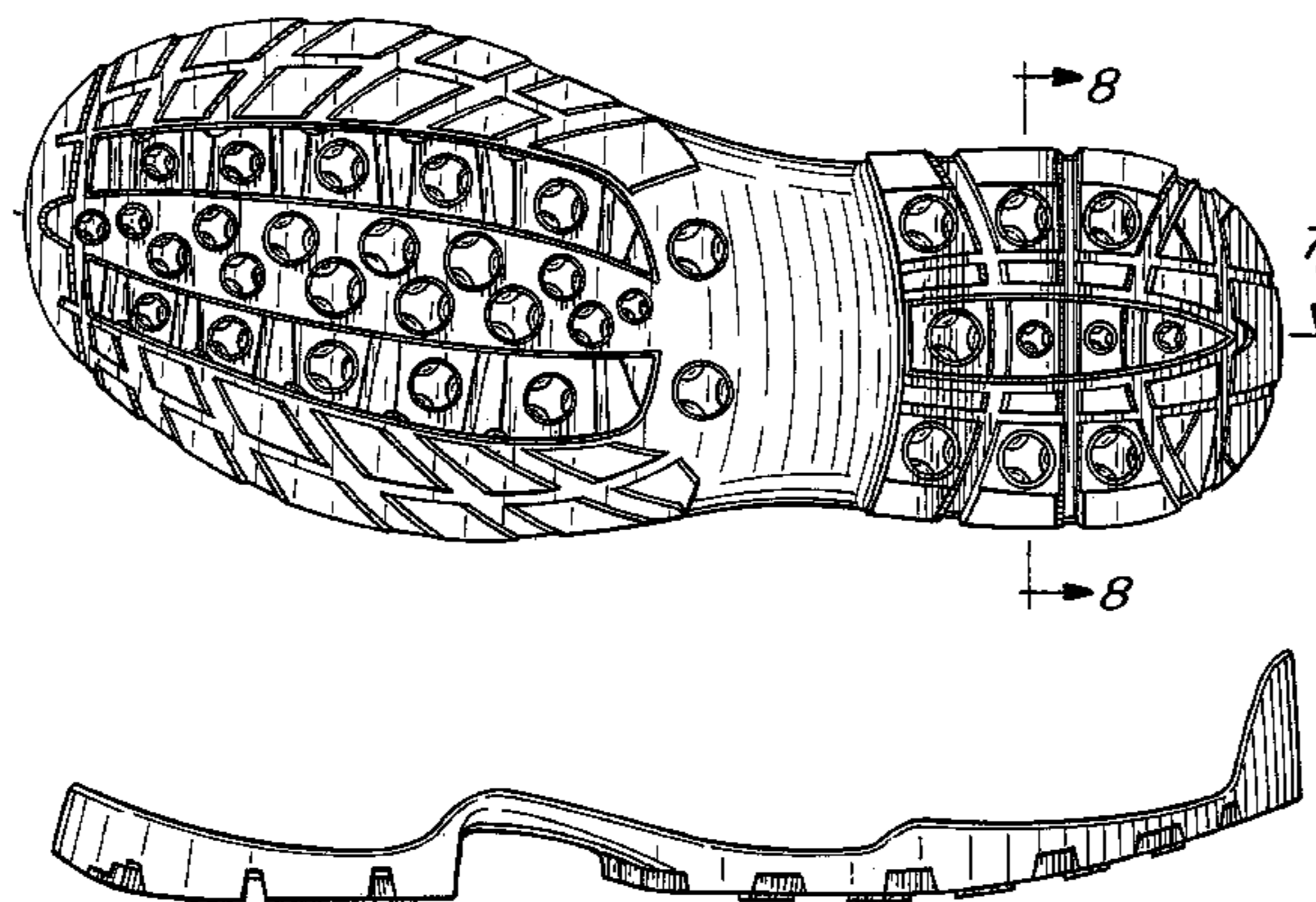
(57) **CLAIM**

I claim the shoe sole, as shown and described.

DESCRIPTION

FIG. 1 is a bottom plan view of a shoe sole showing my new design;
 FIG. 2 is a top plan view thereof; the broken lines shown around the inside perimeter, and in FIGS. 3 & 4, define the boundary of the design, with the lines themselves, and the areas within them forming no part of the claim.
 FIG. 3 is a front elevational view thereof;
 FIG. 4 is a rear elevational view thereof;
 FIG. 5 is a left side elevational view thereof;
 FIG. 6 is a right side elevational view thereof;
 FIG. 7 is an enlarged sectional view taken on line 7—7 of FIG. 1; and,
 FIG. 8 is an enlarged sectional view taken on line 8—8 of FIG. 1.
 The broken sectional lines showing the interior surfaces in FIGS. 7 and 8 represent the portions of the design that form no part of the claim.

1 Claim, 2 Drawing Sheets



US D524,520 S

Page 2

U.S. PATENT DOCUMENTS

D504,758 S *	5/2005	Sonnergren	D2/955		
D504,760 S *	5/2005	McClaskie	D2/959		
D508,764 S *	8/2005	Sonnergren	D2/956		
6,962,009 B1 *	11/2005	Meschan	36/25 R		
2002/0116842 A1 *	8/2002	Meschan	36/25 R		
					2003/0019129 A1	1/2003 Kohayashi et al.
					2004/0128864 A1 *	7/2004 Kimura et al. 36/113
					2004/0231193 A1 *	11/2004 Meschan 36/25 R
					2004/0237342 A1 *	12/2004 Meschan 36/25 R
					2004/0244222 A1 *	12/2004 Meschan 36/25 R

* cited by examiner

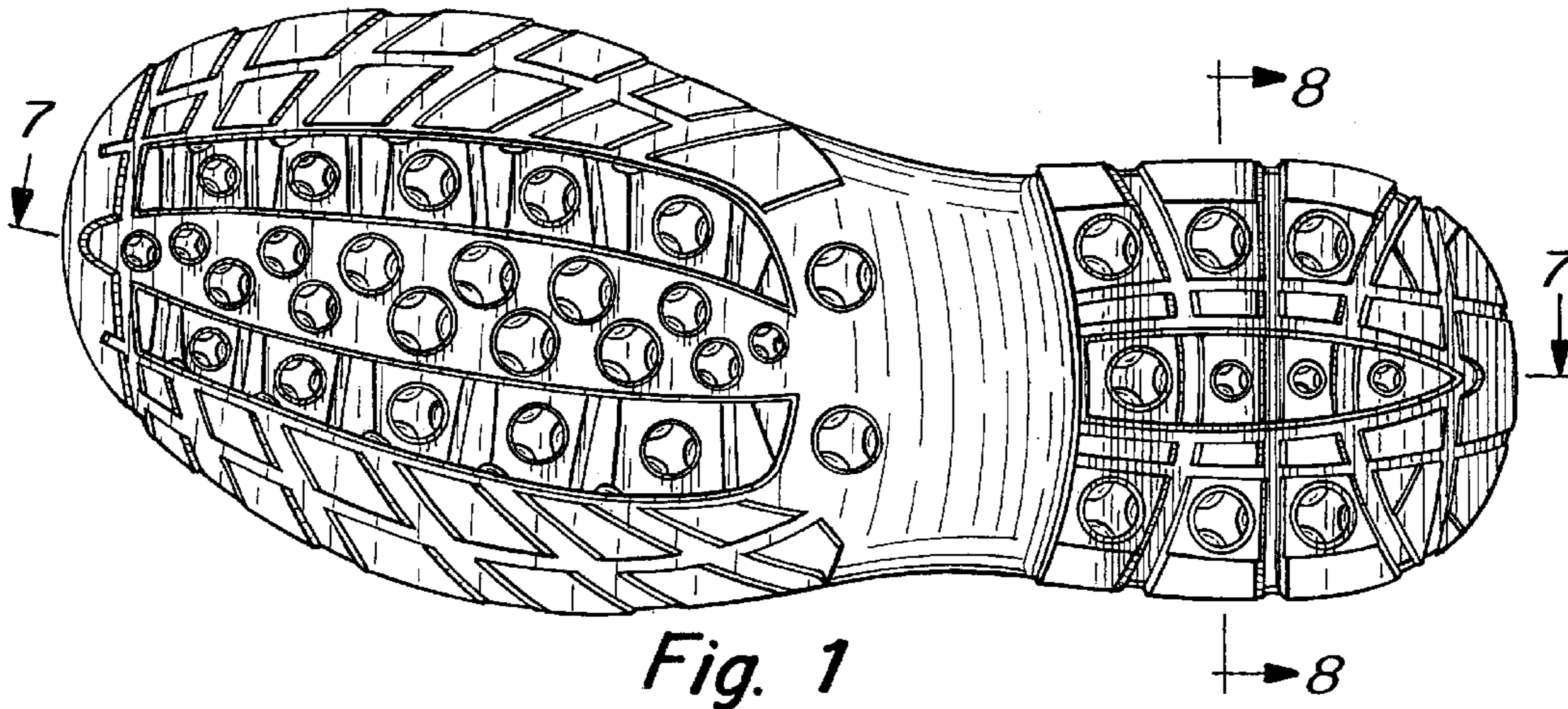


Fig. 1

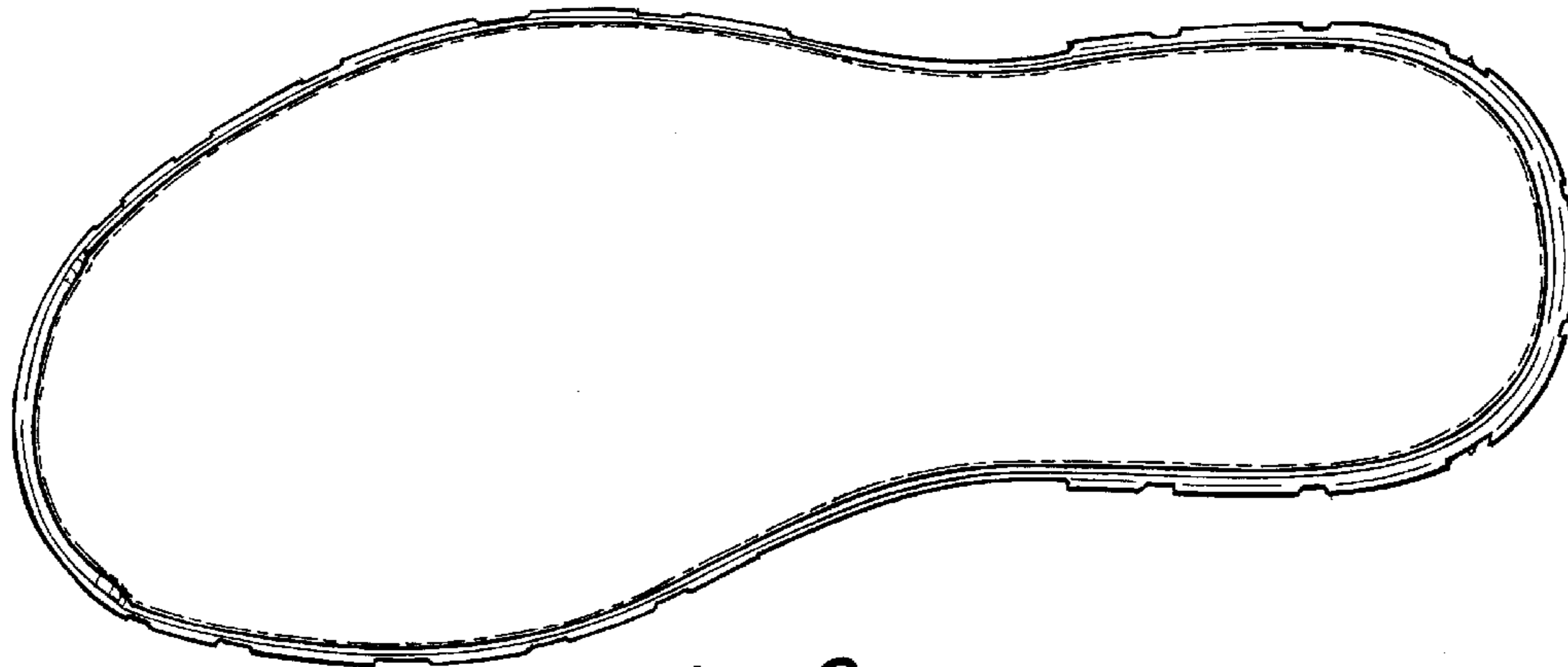


Fig. 2




Fig. 3




Fig. 4

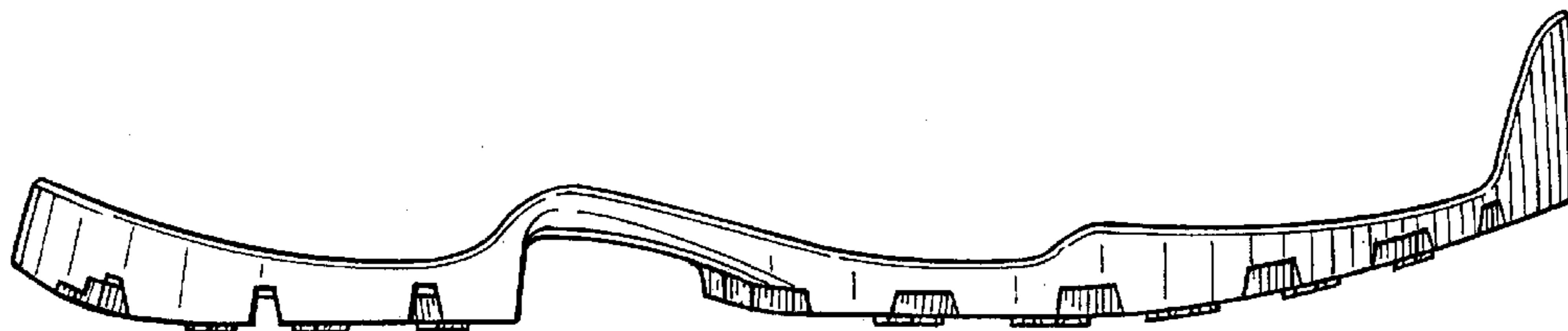


Fig. 5

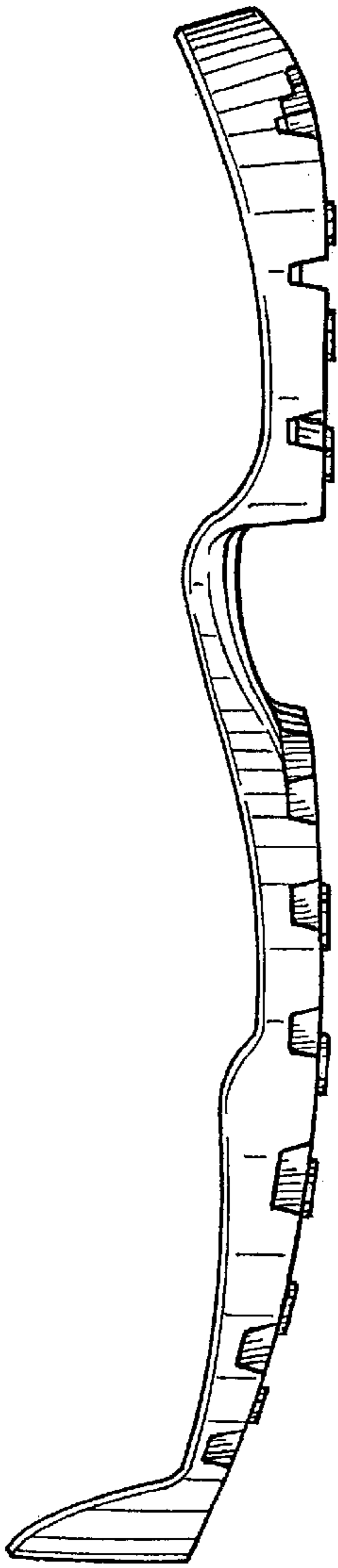


Fig. 6

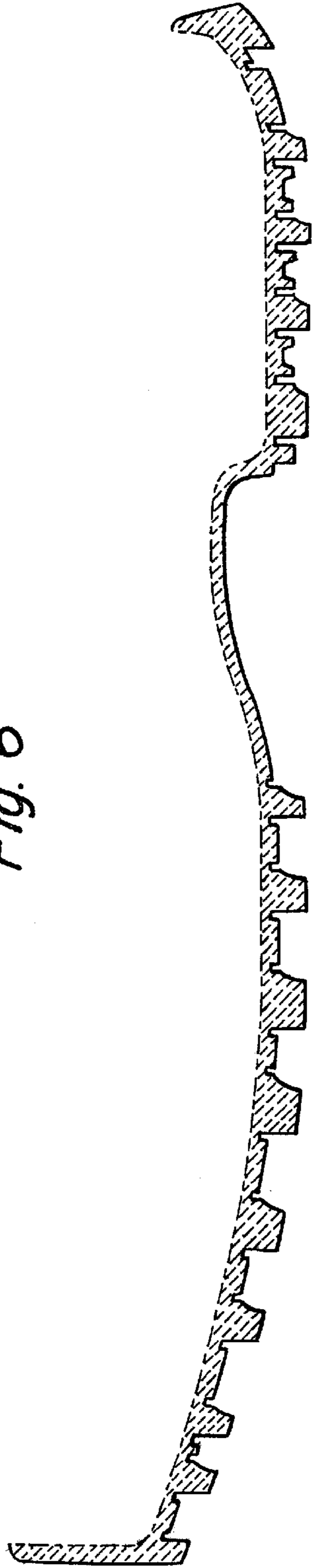


Fig. 7



Fig. 8