



US00D524519S

(12) **United States Design Patent** (10) **Patent No.:** **US D524,519 S**
Le (45) **Date of Patent:** **** Jul. 11, 2006**

(54) **FOOTWEAR OUTSOLE**
(75) Inventor: **Tuan Le**, Portland, OR (US)
(73) Assignee: **Deckers Outdoor Corporation**, Goleta, CA (US)
(**) Term: **14 Years**
(21) Appl. No.: **29/214,937**
(22) Filed: **Oct. 12, 2004**
(51) **LOC (8) Cl.** **02-04**
(52) **U.S. Cl.** **D2/952; D2/953; D2/960**
(58) **Field of Classification Search** D2/902, D2/946-949, 951-960, 962; 36/3 B, 22 R, 36/24.5, 25 R, 28, 32 R, 34 R
See application file for complete search history.

D401,396 S 11/1998 Kayano D2/954
D402,446 S 12/1998 Kelchak D2/952
D415,339 S 10/1999 Rombis D2/960
D424,287 S 5/2000 Edwards D2/957
6,092,251 A * 7/2000 Tomat 12/142 P
D440,749 S 4/2001 Rogers D2/959
D441,176 S * 5/2001 Dean D2/959
D460,249 S * 7/2002 Yang D2/959
D465,079 S * 11/2002 Merceron D2/954
6,499,235 B1 * 12/2002 Lussier et al. 36/126
D468,518 S 1/2003 Sedlbauer D2/959
D489,520 S * 5/2004 Matis et al. D2/952
D494,347 S * 8/2004 McClaskie D2/952
D495,479 S * 9/2004 McDowell D2/959
D496,778 S 10/2004 Le D2/959
D500,400 S 1/2005 Le D2/959
6,862,821 B1 * 3/2005 Parisotto 36/59 R
D507,695 S * 7/2005 McClaskie D2/960
D513,842 S * 1/2006 Paytuvi D2/957
2002/0092201 A1 * 7/2002 Kraeuter et al. 36/25 R

* cited by examiner

Primary Examiner—Celia A. Murphy
(74) *Attorney, Agent, or Firm*—Greer, Burns & Crain, Ltd.

(56) **References Cited**
U.S. PATENT DOCUMENTS

D61,017 S 5/1922 Heilhecker
1,541,234 A * 6/1925 McKnight et al. 36/59 C
D80,001 S * 11/1929 Wydom D2/952
D94,079 S 12/1934 Fowler
D173,924 S * 1/1955 Weiss D2/974
D286,342 S 10/1986 Stubblefield D2/320
4,641,438 A 2/1987 Laird et al. 36/59
D295,113 S 4/1988 Zuidema et al. D2/320
D298,483 S 11/1988 Liggett et al. D2/320
4,897,936 A 2/1990 Fuerst 36/30
D329,534 S 9/1992 Worthington D2/320
D331,313 S 12/1992 Lesbirel D2/320
D339,461 S 9/1993 Kayano D2/320
D350,430 S * 9/1994 Palleria D2/952
D364,265 S 11/1995 Murray D2/951
D367,952 S 3/1996 Shea D2/908
D369,895 S * 5/1996 Finn D2/959
D372,575 S * 8/1996 Finn D2/959
D377,411 S 1/1997 Murray D2/953
D378,549 S 3/1997 Murai et al. D2/957
D379,862 S 6/1997 Morgan D2/953
D387,891 S 12/1997 Vestuti D2/959
D390,690 S 2/1998 Murai et al. D2/953
D395,742 S 7/1998 Wurfbain et al. D2/957
D398,745 S 9/1998 Cass D2/954


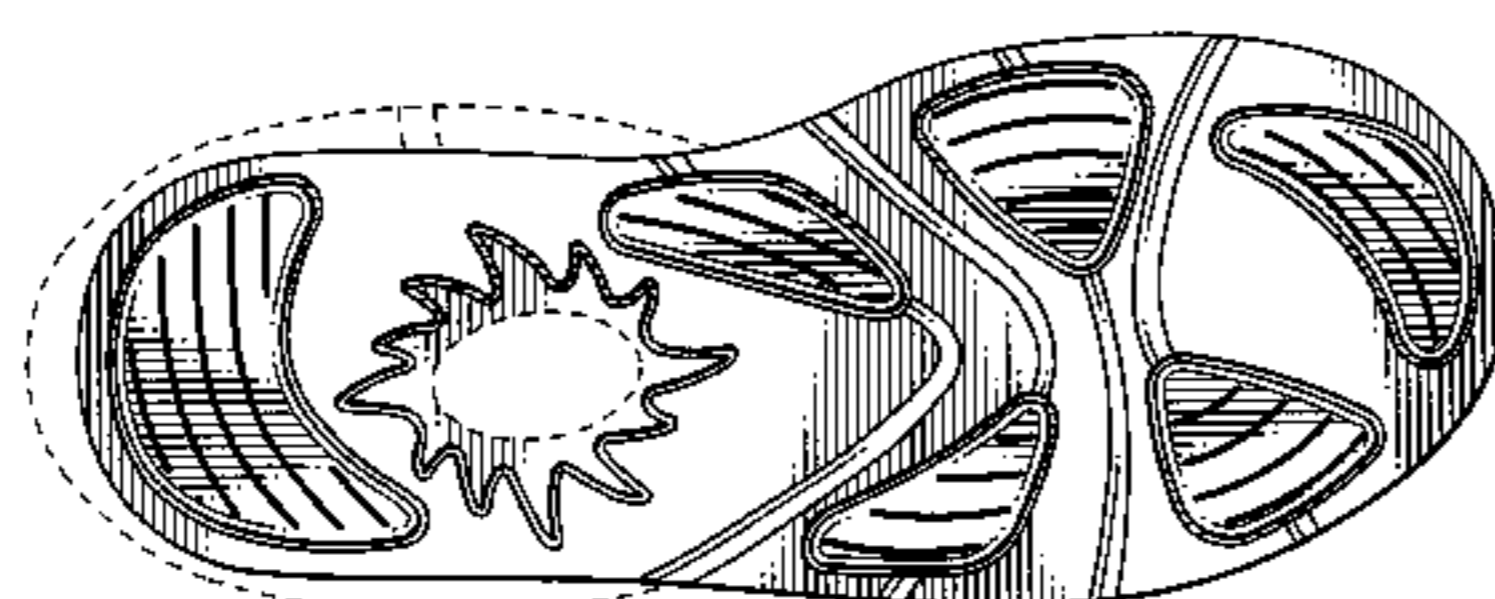
(57) **CLAIM**

The ornamental design for a footwear outsole, as shown and described.

DESCRIPTION

FIG. 1 is a bottom perspective view of a footwear outsole showing my new design;
FIG. 2 is a bottom plan view thereof;
FIG. 3 is a right side elevational view thereof;
FIG. 4 is a left side elevational view thereof;
FIG. 5 is a front elevational view thereof; and,
FIG. 6 is a rear elevational view thereof.
The broken-line oval in FIGS. 1 & 2 forms the boundary of the design. The broken lines and the area within form no part of the claim.
The broken lines showing a boot throughout the views illustrates the portion of the design that forms no part of the claim.

1 Claim, 5 Drawing Sheets



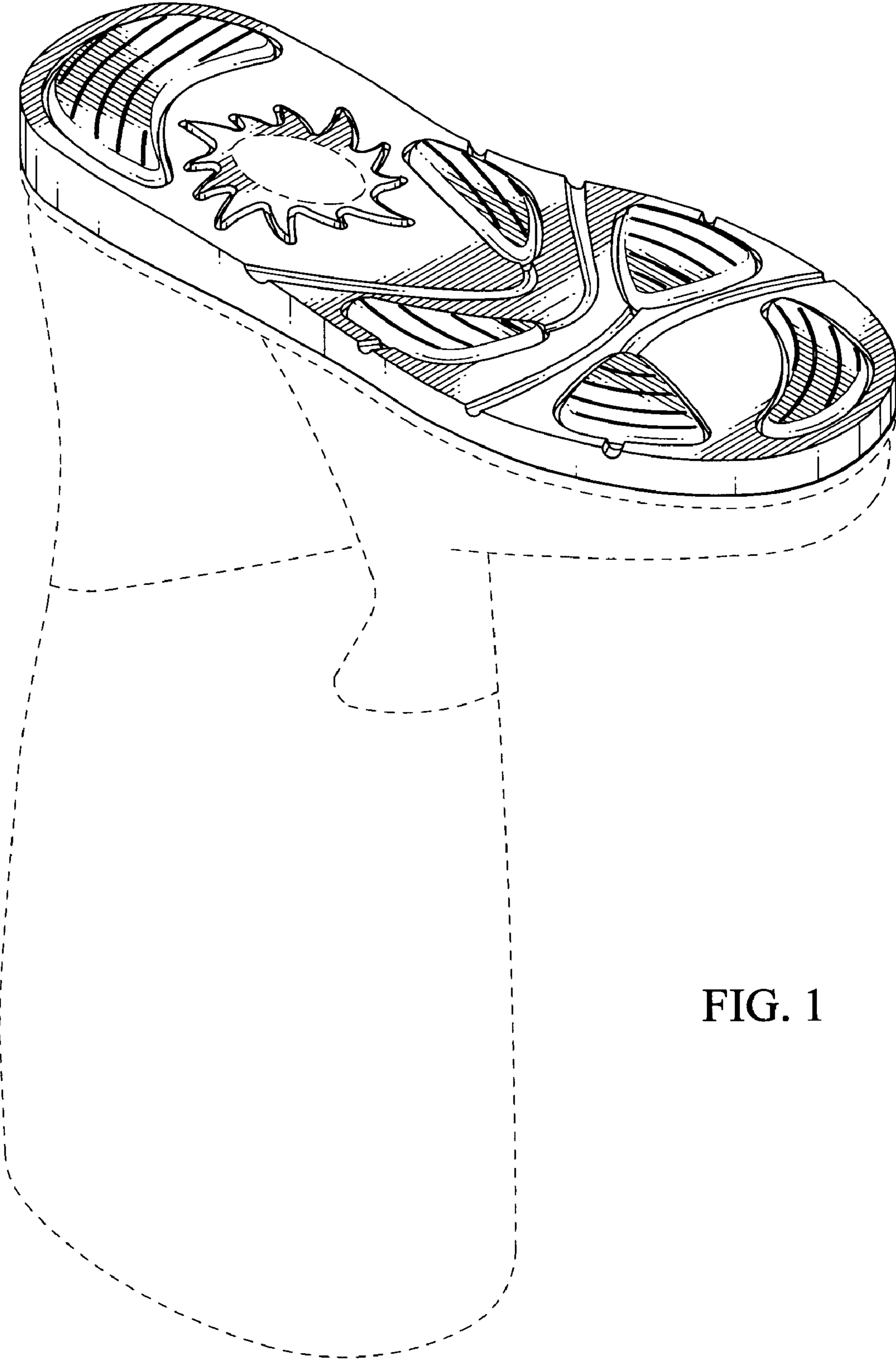


FIG. 1

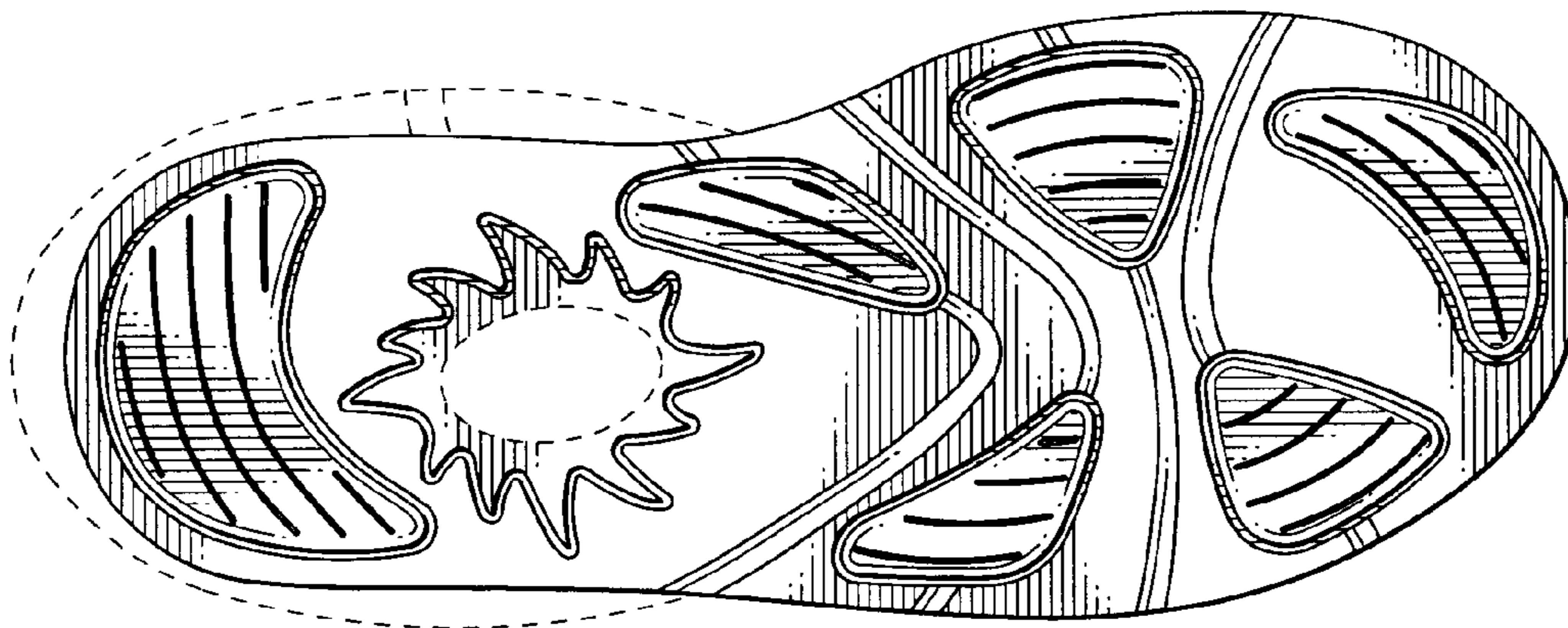


FIG. 2




FIG. 3

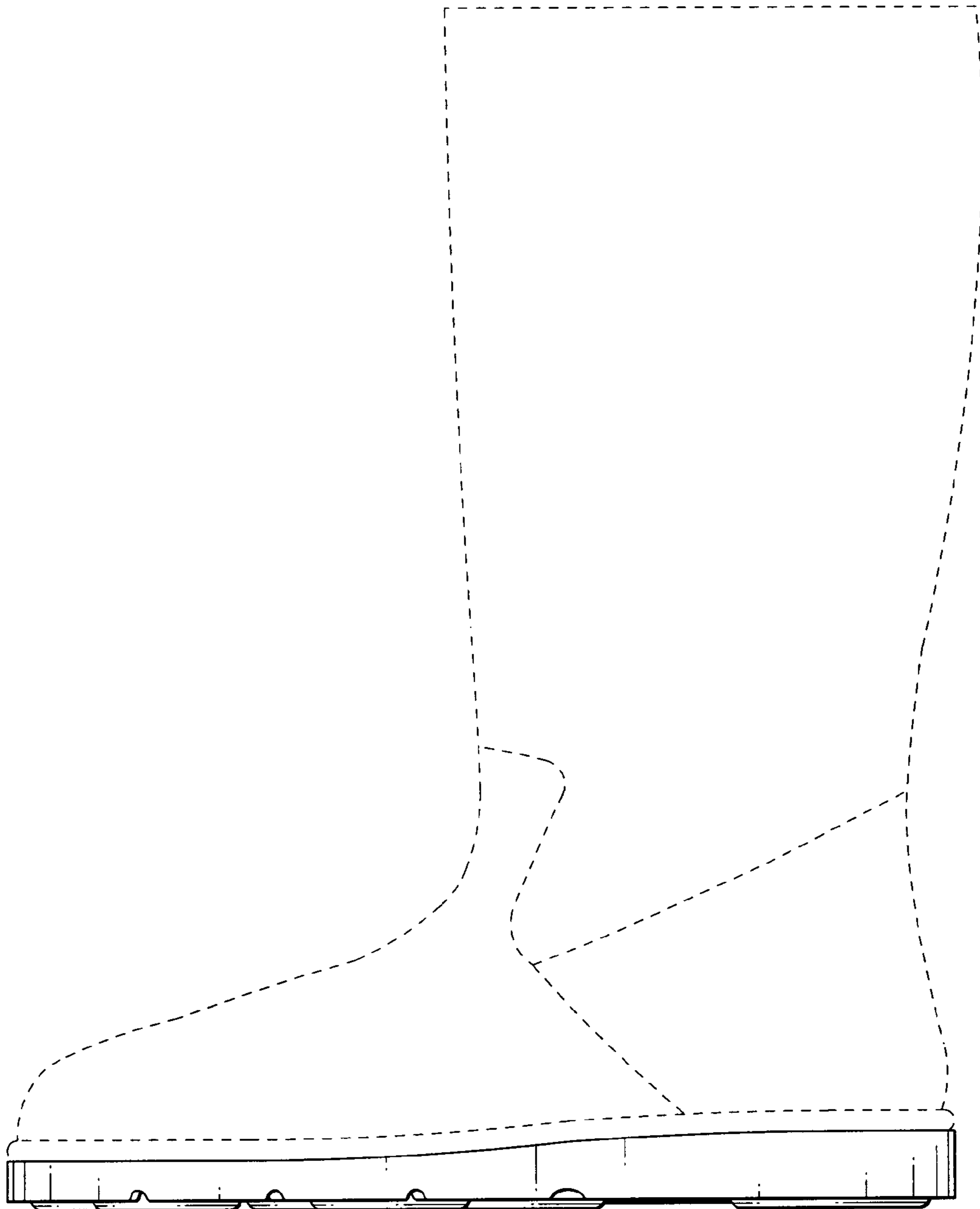


FIG. 4

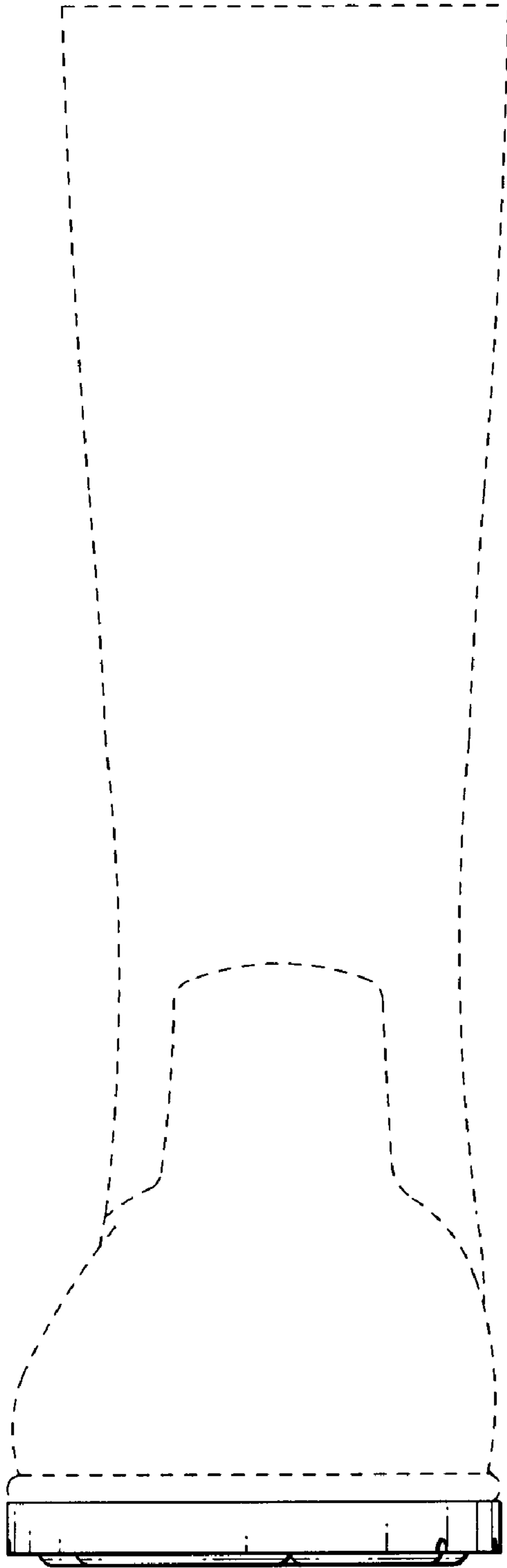


FIG. 5

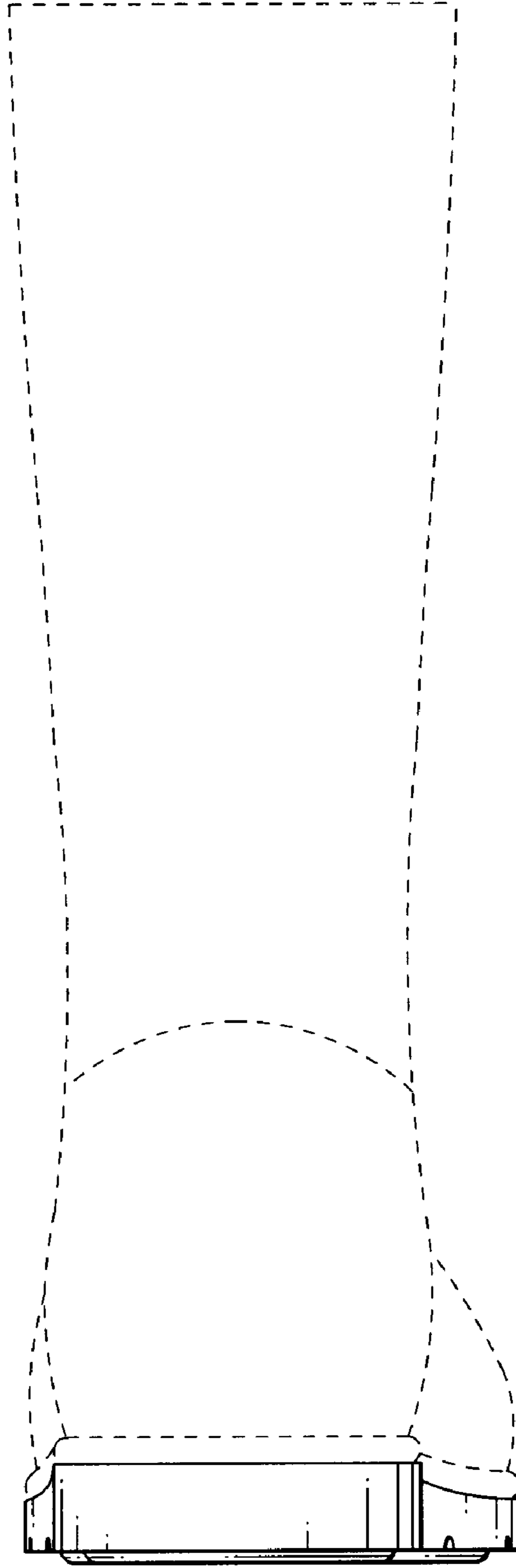


FIG. 6