



US00D524515S

(12) **United States Design Patent**
Saruhashi

(10) **Patent No.:** **US D524,515 S**
(45) **Date of Patent:** **** Jul. 11, 2006**

(54) **T-SHIRT**

(75) **Inventor:** **Nozomu Saruhashi, Osaka (JP)**

(73) **Assignee:** **Nova Co., Ltd. (JP)**

(**) **Term:** **14 Years**

(21) **Appl. No.:** **29/195,741**

(22) **Filed:** **Dec. 16, 2003**

(30) **Foreign Application Priority Data**

Jun. 16, 2003 (JP) 2003-016991

(51) **LOC (8) Cl.** **02-01**

(52) **U.S. Cl.** **D2/717**

(58) **Field of Classification Search** D2/717,
D2/728, 749, 750, 753, 840, 844, 847, 739,
D2/741, 829; 450/36; 2/913, 106, 462, 253,
2/247, 244, 115, 113, 246, 104, 119, 95, 96,
2/77, 2.17, 121, DIG. 1, 81, 92, 129, 133,
2/243.1, 69; D5/63, 64; D20/11; 8/445; 427/265;
264/46.4; 428/211.1, 304.4

See application file for complete search history.

(56) **References Cited**

U.S. PATENT DOCUMENTS

D145,786 S	*	10/1946	Engleman	D2/717
D147,176 S	*	7/1947	Guttman	D2/717
3,449,765 A	*	6/1969	Beard et al.	2/113
4,864,966 A	*	9/1989	Anderson et al.	427/265
4,882,865 A	*	11/1989	Andeweg	40/442
5,048,123 A	*	9/1991	Monson	2/69
5,098,772 A	*	3/1992	af Strom	428/211.1
5,175,888 A	*	1/1993	Clark	2/243.1
5,840,224 A	*	11/1998	Thary	264/46.4
6,029,280 A	*	2/2000	Sloot	2/243.1
6,066,391 A	*	5/2000	Ogawa et al.	428/304.4

2002/0108189 A1 * 8/2002 Kahl 8/445

FOREIGN PATENT DOCUMENTS

JP 09195184 A * 7/1997

* cited by examiner

Primary Examiner—Celia Murphy

Assistant Examiner—R. Johnson

(74) *Attorney, Agent, or Firm*—Kusner & Jaffe

(57) **CLAIM**

The ornamental design for a T-shirt, as shown and described.

DESCRIPTION

The patent or application file contains at least one drawing executed in color. Copies of this patent or patent application publication with color drawing(s) will be provided by the Office upon request and payment of necessary fee.

FIG. 1 is a front view of a T-shirt showing my new design;

FIG. 2 is a rear view thereof;

FIG. 3 is a left side view thereof;

FIG. 4 is a top view thereof;

FIG. 5 is a bottom view thereof;

FIG. 6 is an enlarged view of the image shown in sections B and D of FIG. 1;

FIG. 7 is an enlarged view of the image shown in sections E and F of FIG. 2;

FIG. 8 is an enlarged view of the image shown in sections A and C of FIG. 1; and,

FIG. 9 is an enlarged view of the image shown in sections A' and C' of FIG. 2.

The broken lines on the outer edges of FIGS. 6–9 represent an unclaimed boundary.

1 Claim, 4 Drawing Sheets

(4 of 4 Drawing Sheet(s) Filed in Color)





FIG. 1



FIG. 2




FIG. 3



FIG. 4



FIG. 5




FIG. 6




FIG. 7




FIG. 8

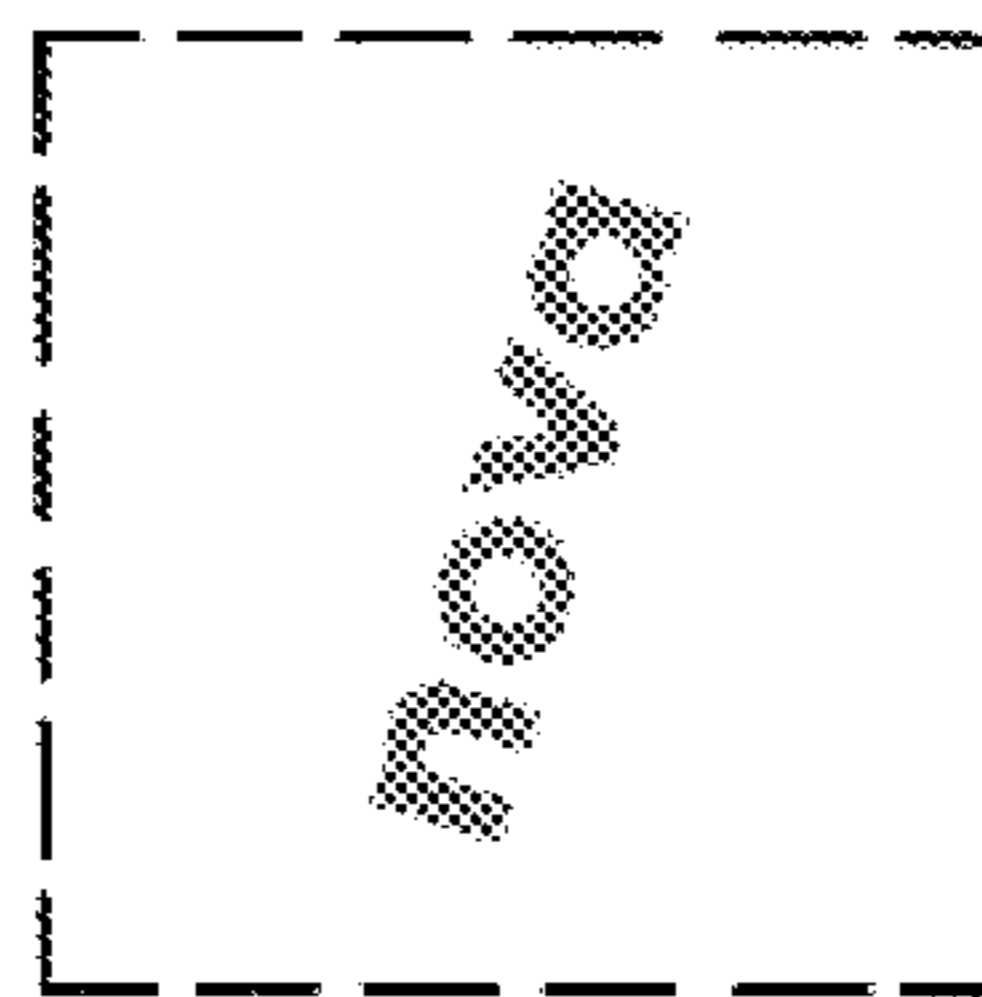


FIG. 9