



US00D524514S

(12) **United States Design Patent**
Saruhashi

(10) **Patent No.:** **US D524,514 S**
(45) **Date of Patent:** **** Jul. 11, 2006**

(54) **T-SHIRT**

(75) Inventor: **Nozomu Saruhashi**, Osaka (JP)

(73) Assignee: **Nova Co., Ltd.** (JP)

(**) Term: **14 Years**

(21) Appl. No.: **29/195,739**

(22) Filed: **Dec. 16, 2003**

(30) **Foreign Application Priority Data**

Jun. 16, 2003 (JP) 2003-016995

(51) **LOC (8) Cl.** **02-01**

(52) **U.S. Cl.** **D2/717**

(58) **Field of Classification Search** D2/717,
D2/728, 749, 750, 753, 840, 844, 847, 739,
D2/741, 829; 450/36; 2/913, 106, 462, 253,
2/247, 244, 115, 113, 246, 104, 119, 95, 96,
2/77, 2.17, 121, DIG. 1, 81, 92, 129, 133,
2/243.1, 69; D5/63, 64; D20/11; 8/445; 427/265;
264/46.4; 428/211.1, 304.4

See application file for complete search history.

(56) **References Cited**

U.S. PATENT DOCUMENTS

- D145,786 S * 10/1946 Engleman D2/717
- D147,176 S * 7/1947 Guttman D2/717
- 3,449,765 A * 6/1969 Beard et al. 2/113
- 4,864,966 A * 9/1989 Anderson et al. 427/265
- 5,048,123 A * 9/1991 Monson 2/69
- 5,098,772 A * 3/1992 af Strom 428/211.1
- 5,175,888 A * 1/1993 Clark 2/243.1
- 5,840,224 A * 11/1998 Thary 264/46.4
- 6,029,280 A * 2/2000 Sloom 2/243.1
- 6,066,391 A * 5/2000 Ogawa et al. 428/304.4

2002/0108189 A1 * 8/2002 Kahl 8/445

FOREIGN PATENT DOCUMENTS

JP 09195184 A * 7/1997

* cited by examiner

Primary Examiner—Celia Murphy

Assistant Examiner—R. Johnson

(74) *Attorney, Agent, or Firm*—Kusner & Jaffe

(57) **CLAIM**

The ornamental design for a T-shirt, as shown and described.

DESCRIPTION

The patent or application file contains at least one drawing executed in color. Copies of this patent or patent application publication with color drawing(s) will be provided by the Office upon request and payment of necessary fee.

FIG. 1 is a front view of a T-shirt showing my new design;

FIG. 2 is a rear view thereof;

FIG. 3 is a left side view thereof;

FIG. 4 is a top view thereof;

FIG. 5 is a bottom view thereof;

FIG. 6 is an enlarged view of the image shown in sections B and D of FIG. 1;

FIG. 7 is an enlarged view of the image shown in sections E and F of FIG. 2;

FIG. 8 is an enlarged view of the image shown in sections A and C of FIG. 1; and,

FIG. 9 is an enlarged view of the image shown in sections A' and C' of FIG. 2.

The broken lines on the outer edges of FIG. 6–9 represent an unclaimed boundary.

1 Claim, 4 Drawing Sheets

(4 of 4 Drawing Sheet(s) Filed in Color)

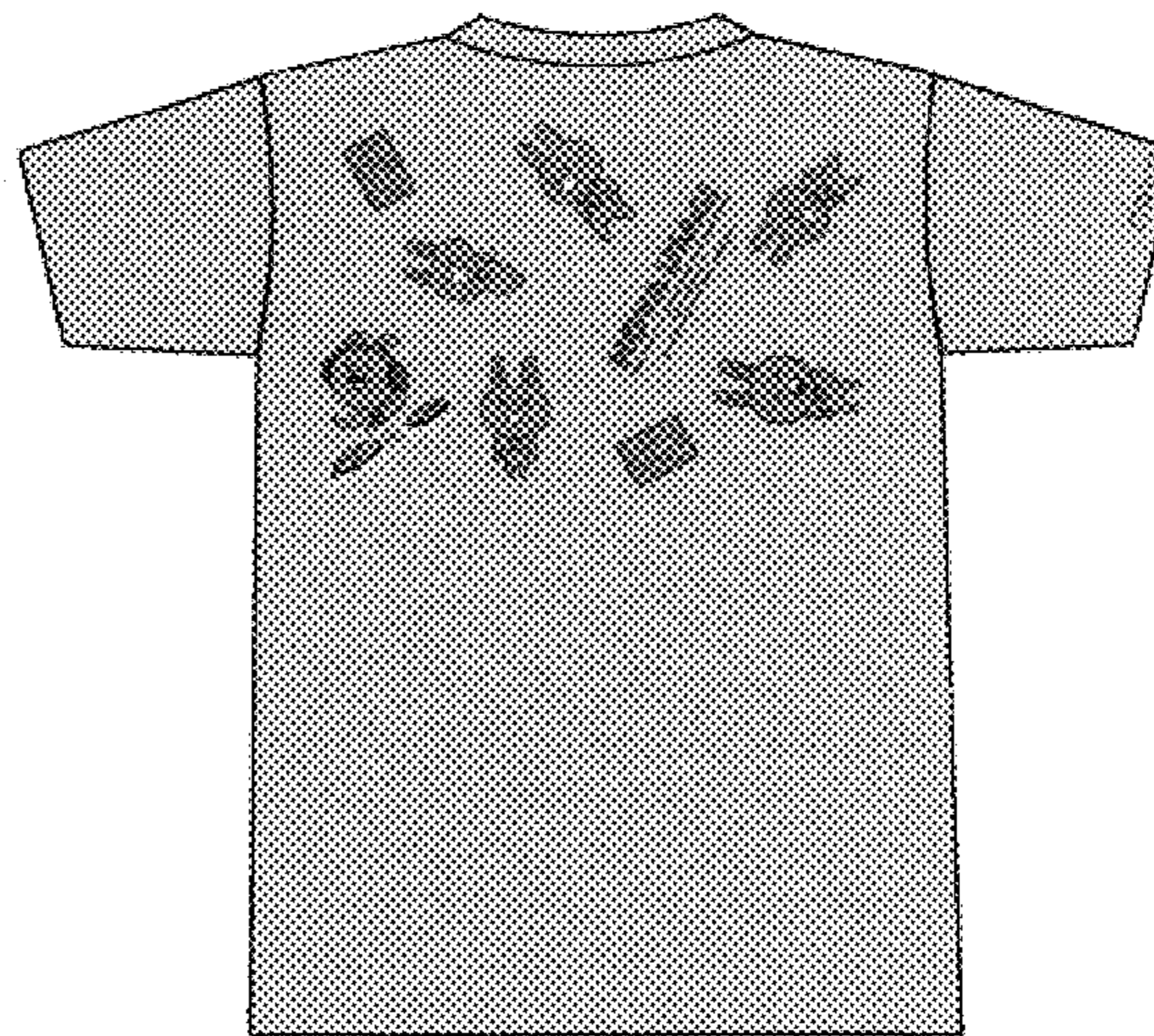




FIG. 1




FIG. 2




FIG. 3



FIG. 4



FIG. 5



FIG. 6




FIG. 7



FIG. 8



FIG. 9