



US00D524510S

(12) **United States Design Patent**
Adams

(10) **Patent No.:** **US D524,510 S**

(45) **Date of Patent:** **** Jul. 4, 2006**

(54) **BASEBALL BAT URN**

(76) **Inventor:** **William Adams**, 229 Branford Rd.,
North Branford, CT (US) 06471

(**) **Term:** **14 Years**

(21) **Appl. No.:** **29/224,807**

(22) **Filed:** **Mar. 7, 2005**

(51) **LOC (8) Cl.** **99-00**

(52) **U.S. Cl.** **D99/5**

(58) **Field of Classification Search** D99/1,
D99/3, 5, 21, 37; D21/315, 356, 725, 780;
D6/316; 473/564-568

See application file for complete search history.

(56) **References Cited**

U.S. PATENT DOCUMENTS

1,121,189	A	*	12/1914	Lincoln	473/564
1,611,858	A	*	12/1926	Middlekauff	473/566
D101,922	S		11/1936	Palladino		
D163,837	S		7/1951	Waldron		
4,343,467	A	*	8/1982	Newcomb et al.	473/567
4,505,479	A	*	3/1985	Souders	473/566
5,133,551	A	*	7/1992	Handy et al.	473/567

5,380,003	A	*	1/1995	Lanctot	473/520
5,711,728	A	*	1/1998	Marcelo	473/520
D390,318	S		2/1998	Richardson		
D418,271	S		12/1999	Parker		
D423,753	S		4/2000	Huber		

* cited by examiner

Primary Examiner—Paula A. Greene

(74) *Attorney, Agent, or Firm*—Goldstein Law Office P.C.

(57) **CLAIM**

The ornamental design for a baseball bat urn, as shown and described.

DESCRIPTION

FIG. 1 is a perspective view of the baseball bat urn showing my new design;

FIG. 2 is a front elevational view of the baseball bat urn.

FIG. 3 is a rear elevational view thereof.

FIG. 4 is a top plan view thereof.

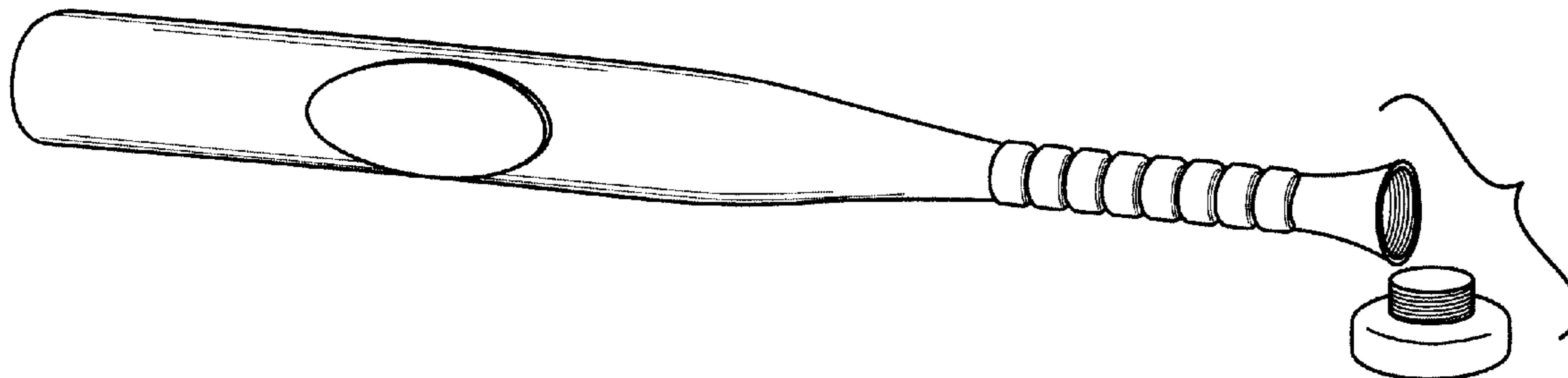
FIG. 5 is a bottom plan view thereof.

FIG. 6 is a right side elevational view thereof.

FIG. 7 is a left side elevational view thereof; and,

FIG. 8 is an exploded perspective view in an open position thereof.

1 Claim, 3 Drawing Sheets






FIG. 1

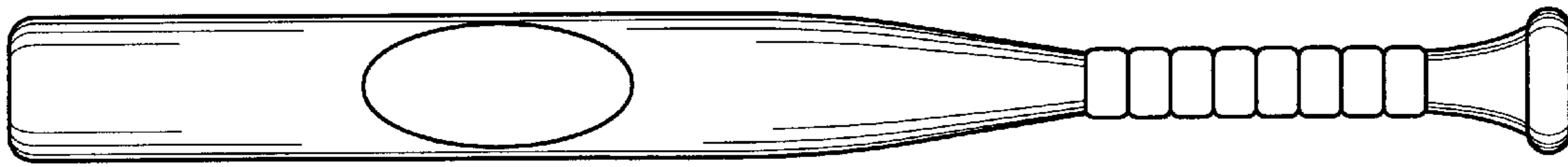


FIG. 2

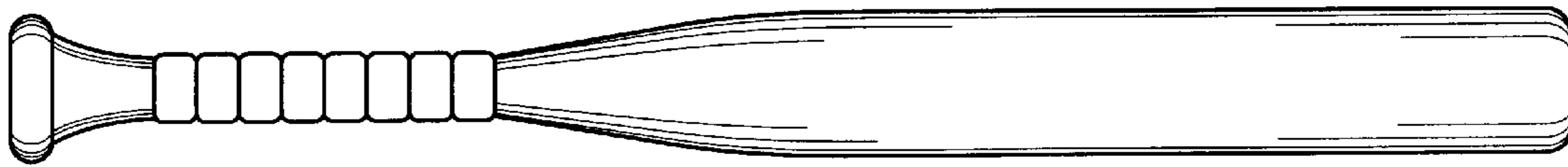


FIG. 3

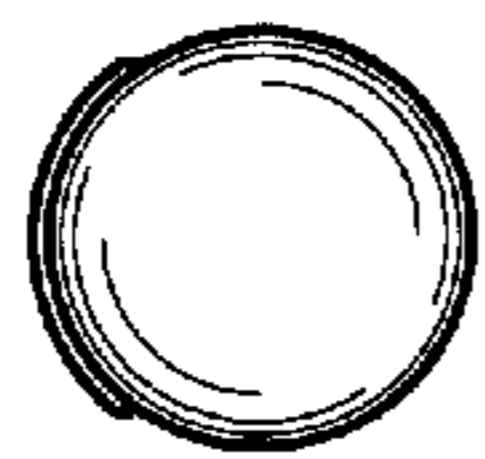


FIG. 4

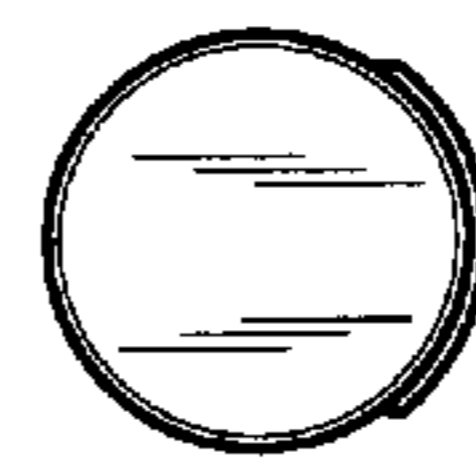


FIG. 5




FIG. 6




FIG. 7

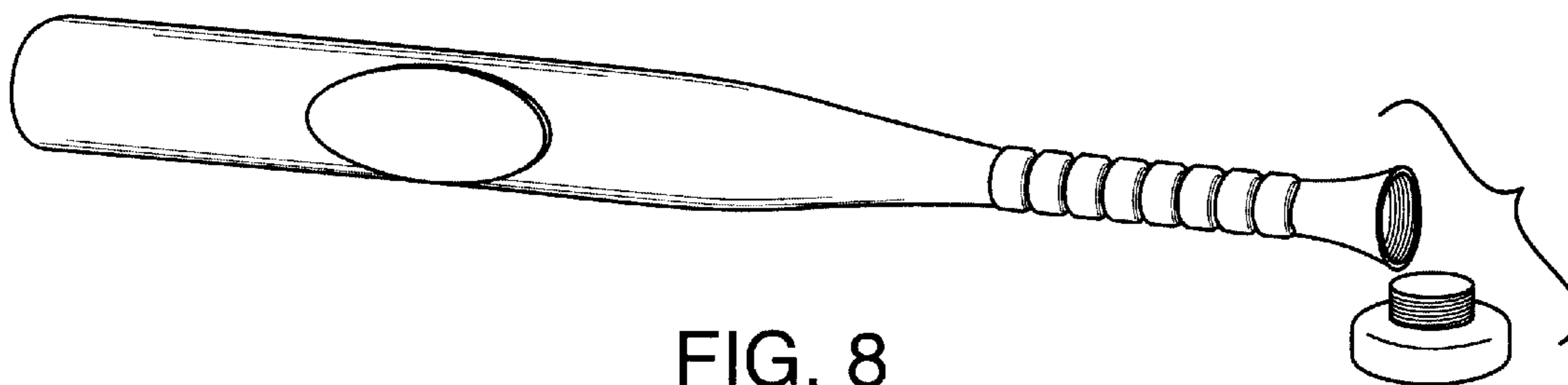


FIG. 8