



US00D524509S

(12) **United States Design Patent**
Cantrill et al.

(10) **Patent No.:** **US D524,509 S**

(45) **Date of Patent:** **** Jul. 4, 2006**

(54) **SIDE SEAT CONSOLE**

(75) Inventors: **Peter W. Cantrill**, Vaprio D'adda (IT);
Illya Kushnerevich, Dnepropetrovsk
(UA); **Sergiy Anisimov**,
Dnepropetrovsk (UA); **Alexander**
Kushnerevich, Dnepropetrovsk (UA)

(73) Assignee: **NMHG Oregon, Inc.**, Portland, OR
(US)

(**) Term: **14 Years**

(21) Appl. No.: **29/227,863**

(22) Filed: **Apr. 15, 2005**

(Under 37 CFR 1.47)

(51) **LOC (8) Cl.** **12-05**

(52) **U.S. Cl.** **D34/35; D34/34; D12/192**

(58) **Field of Classification Search** D34/28,
D34/33-35; D12/192, 400, 415; D15/28;
180/19.1, 19.3, 90; 296/70; 280/43.12, 752
See application file for complete search history.

(56) **References Cited**

U.S. PATENT DOCUMENTS

4,478,308	A	*	10/1984	Klaassen	180/326
D362,098	S	*	9/1995	Heiler	D34/35
D374,535	S	*	10/1996	Feider et al.	D34/35
D394,626	S	*	5/1998	Sacco et al.	D12/192
D396,837	S	*	8/1998	Cooper	D12/192

5,924,515	A	*	7/1999	Stauffer	180/326
D420,685	S	*	2/2000	Muranen	D15/30
6,039,141	A	*	3/2000	Denny	180/329
D444,750	S	*	7/2001	Meinhardt	D12/192
D456,408	S	*	4/2002	Common	D14/391
D463,459	S	*	9/2002	Tamaru et al.	D15/28
D477,333	S	*	7/2003	Svanson et al.	D15/28
6,612,636	B1	*	9/2003	Arthur et al.	296/71
D497,394	S	*	10/2004	Svanson et al.	D21/329
D499,121	S	*	11/2004	Masalin	D15/28

* cited by examiner

Primary Examiner—Mitchell Siegel

Assistant Examiner—Mark Goodwin

(74) *Attorney, Agent, or Firm*—Marger Johnson &
McCollom, P.C.

(57) **CLAIM**

The ornamental design for a side seat console, as shown and described.

DESCRIPTION

FIG. 1 is a perspective view of a side seat console showing our new design;

FIG. 2 is a top plan view thereof;

FIG. 3 is a front elevation view thereof;


FIG. 4 is a back elevation view thereof;

FIG. 5 is a right side elevation view thereof; and,

FIG. 6 is a left side elevation view thereof.

The bottom view of this design is not being claimed for any ornamental purposes, and so is not included herein.

1 Claim, 5 Drawing Sheets



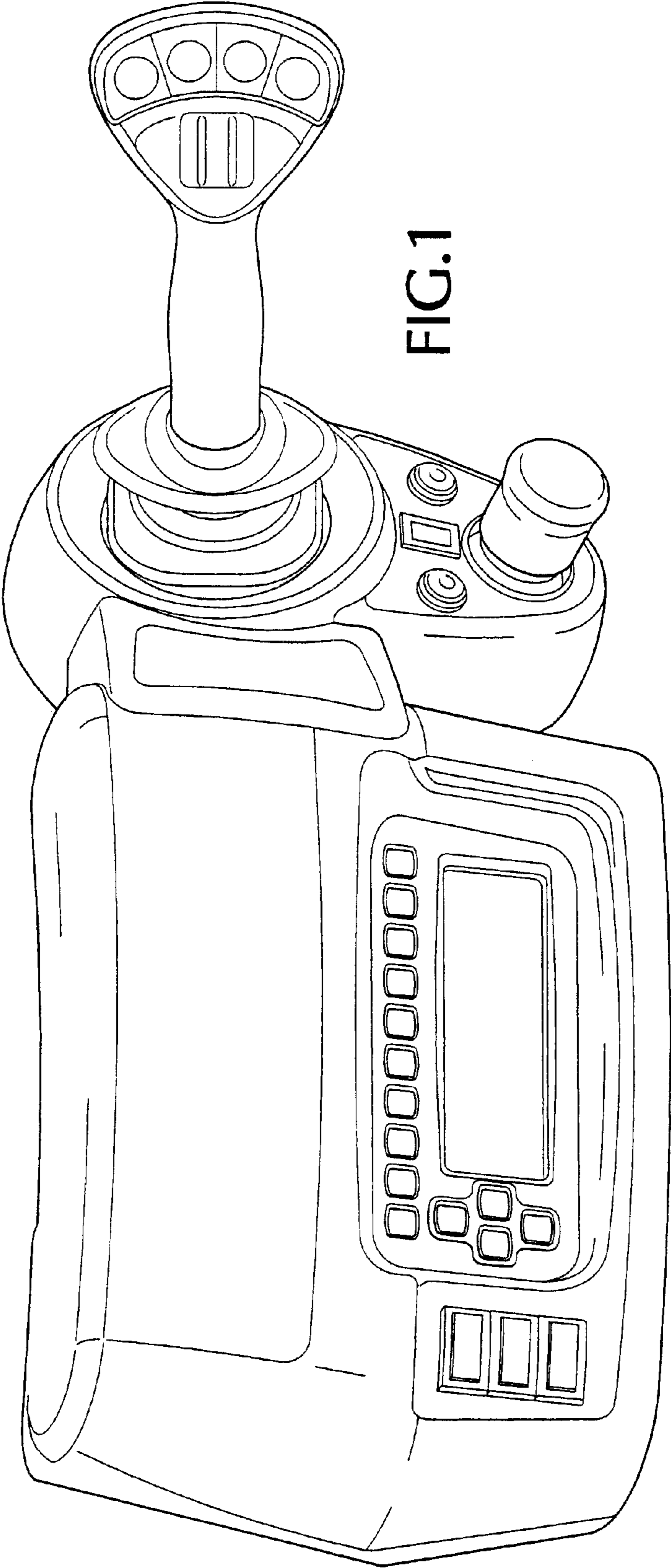


FIG.1

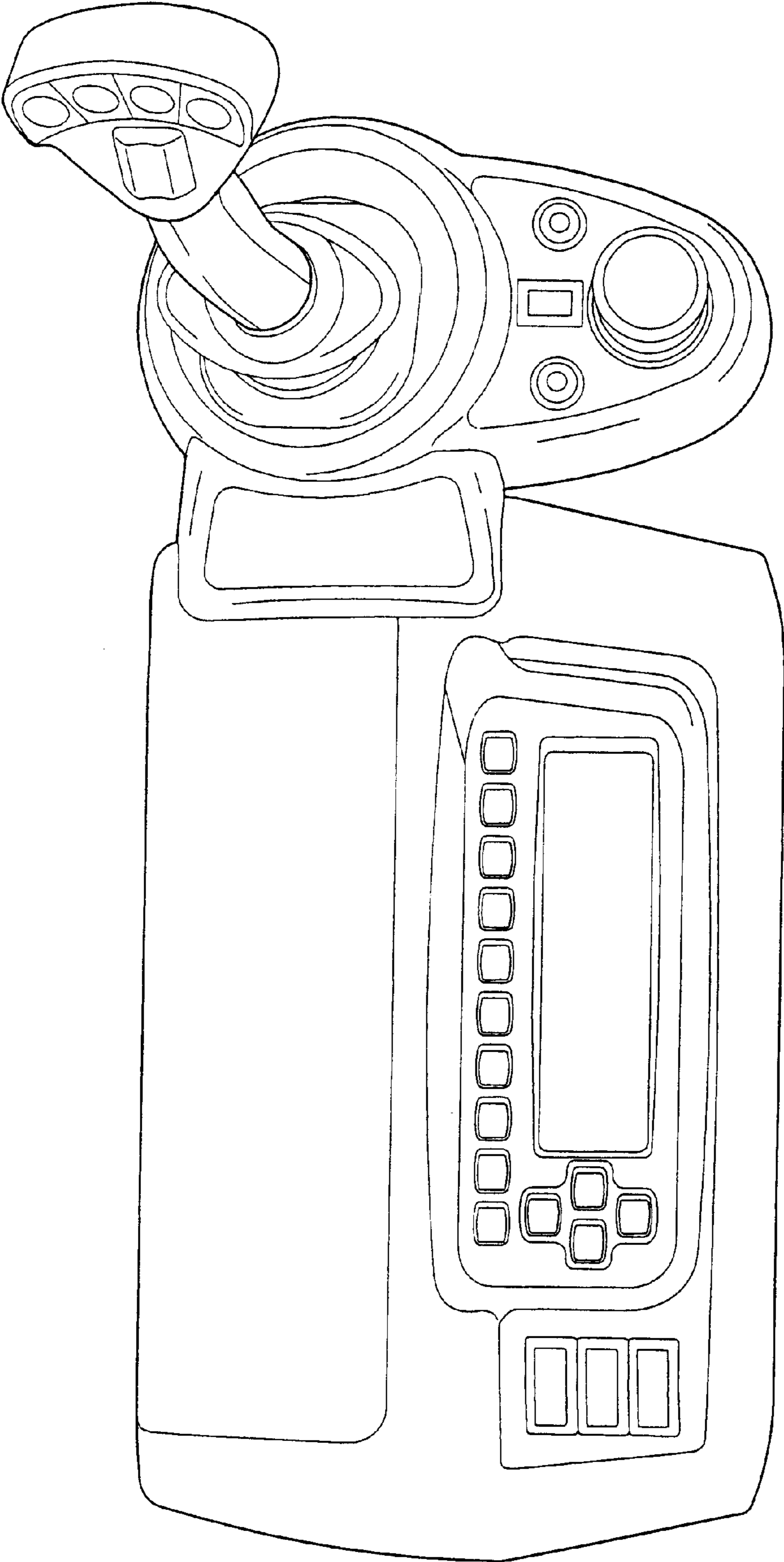


FIG.2

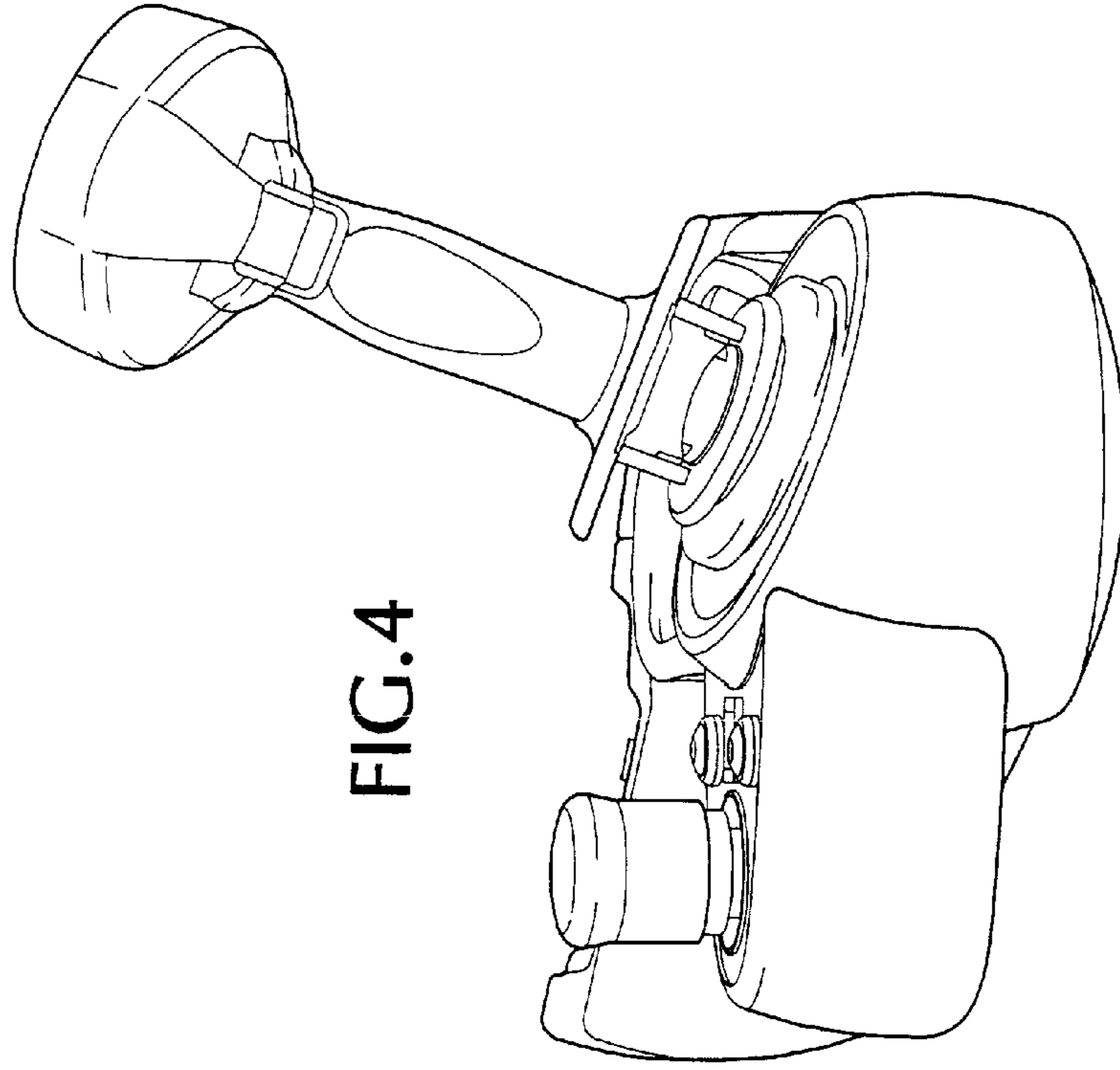


FIG. 4

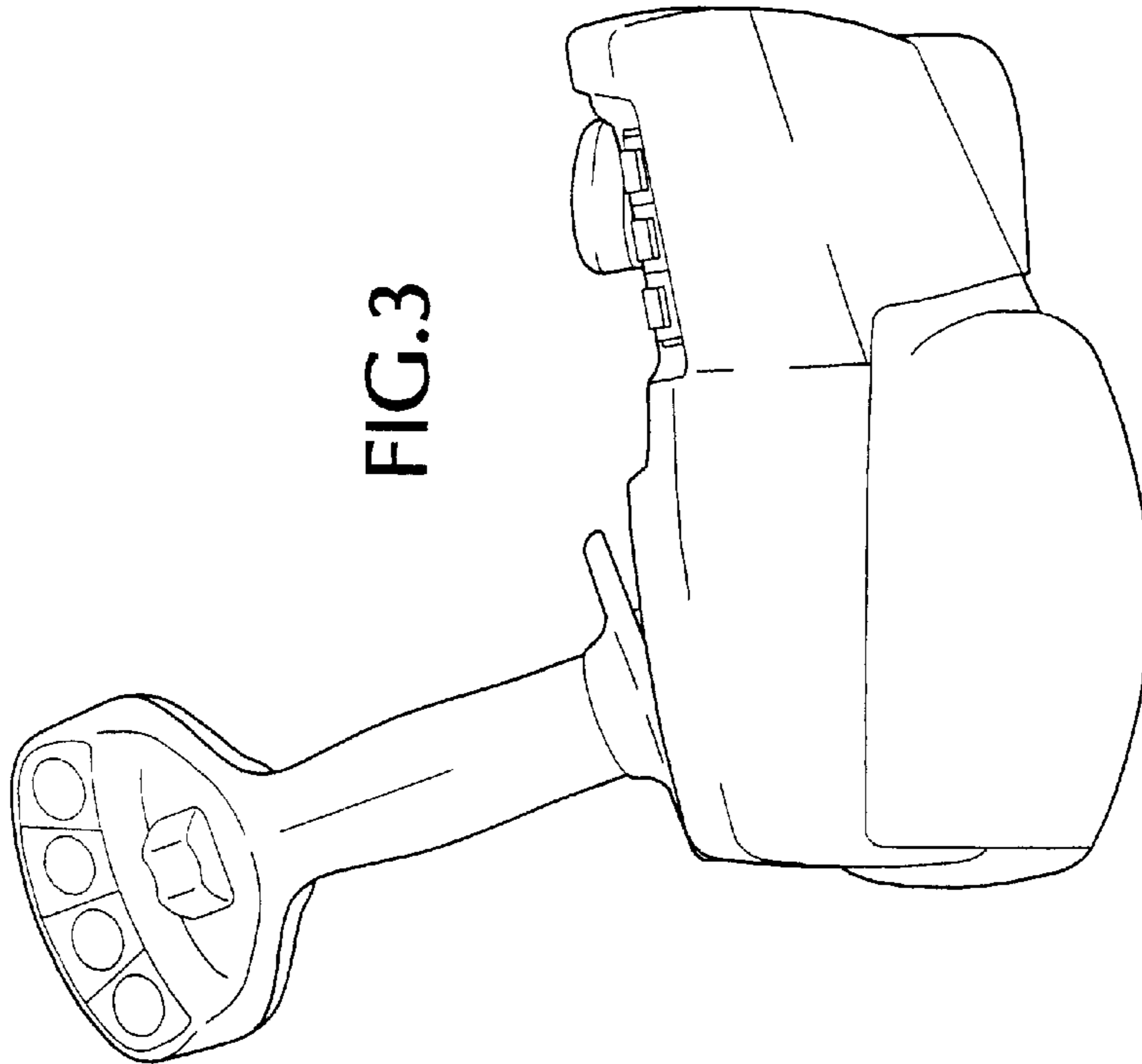


FIG. 3




FIG.5

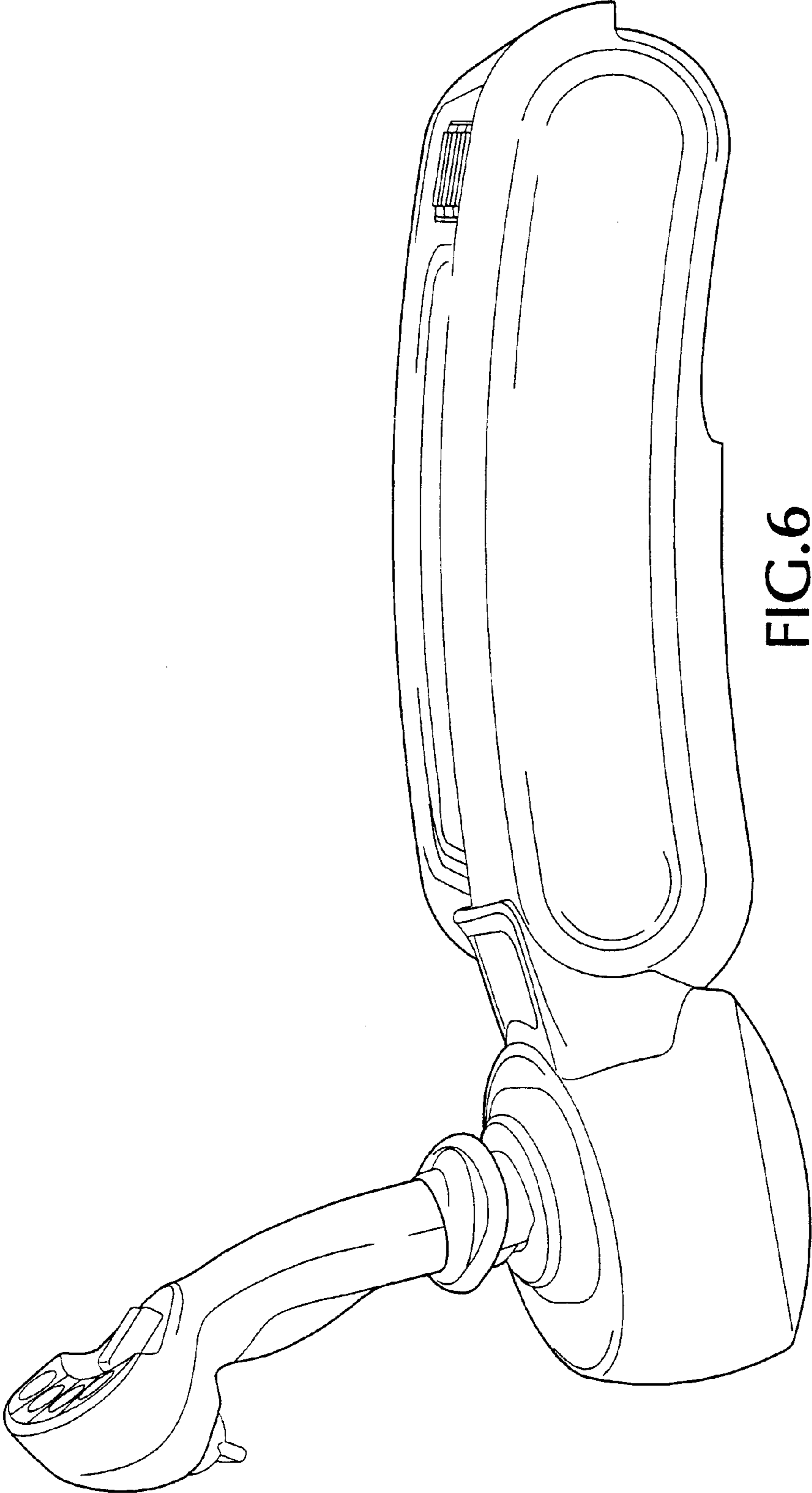


FIG.6