



US00D524500S

(12) **United States Design Patent**
Wai

(10) **Patent No.:** **US D524,500 S**

(45) **Date of Patent:** **** Jul. 4, 2006**

- (54) **GARMENT CAGE ASSEMBLY**
- (75) Inventor: **Victor Wai**, Kowloon (HK)
- (73) Assignee: **Angel Sales, Inc.**, Chicago, IL (US)
- (**) Term: **14 Years**
- (21) Appl. No.: **29/228,768**
- (22) Filed: **Apr. 28, 2005**
- (51) **LOC (8) Cl.** **08-99**
- (52) **U.S. Cl.** **D32/35**
- (58) **Field of Classification Search** D32/25,
D32/35; 68/213, 235 R; 223/84; D11/117,
D11/121; D21/405, 406, 707, 713; D23/208;
D30/160; 4/231; 119/702, 707; 273/157 R;
422/265, 277; 428/7, 11, 542.2; 446/122,
446/123, 409, 419, 431; 473/569, 612
See application file for complete search history.

D426,641 S	6/2000	Smith	
D426,859 S	6/2000	Smith	
D431,354 S	10/2000	Smith	
D436,540 S	1/2001	Smith	
6,174,577 B1 *	1/2001	Vitorino 68/235 R X
D440,313 S	4/2001	Smith	
D441,355 S	5/2001	Smith	
6,234,368 B1	5/2001	DesForges et al.	
D452,565 S	12/2001	Smith	
D453,029 S	1/2002	Smith	
D456,031 S	4/2002	Smith	
6,402,104 B1	6/2002	Smith	
D468,496 S	1/2003	Smith	
D469,816 S	2/2003	Smith	
D475,821 S *	6/2003	DesForges D32/25
D483,628 S	12/2003	Smith	
6,742,683 B1	6/2004	Phan	

FOREIGN PATENT DOCUMENTS

GB	2238323 A	5/1991
GB	2291654 A	1/1996

* cited by examiner

Primary Examiner—Alan P. Douglas
Assistant Examiner—Lavone D. Tabor
 (74) *Attorney, Agent, or Firm*—Seyfarth Shaw LLP

(56) **References Cited**
U.S. PATENT DOCUMENTS

2,490,508 A	12/1949	Delgatto	
2,675,558 A	4/1954	Richard	
2,786,346 A *	3/1957	Brandenburg 68/213
3,924,807 A *	12/1975	Morgan 422/265 X
D287,988 S *	1/1987	Billinghurst D21/713
5,172,837 A	12/1992	Finney, Jr. et al.	
5,320,429 A	6/1994	Toyosawa	
5,556,013 A	9/1996	Mayer	
D396,889 S	8/1998	Smith	
5,829,083 A	11/1998	Sutton	
D405,780 S	2/1999	Smith	
D413,937 S	9/1999	Smith	
D414,817 S	10/1999	Smith	
5,971,236 A	10/1999	DesForges et al.	
D418,813 S	1/2000	Smith	
D421,319 S	2/2000	Smith	
D422,317 S	4/2000	Smith	
D425,244 S	5/2000	Smith	

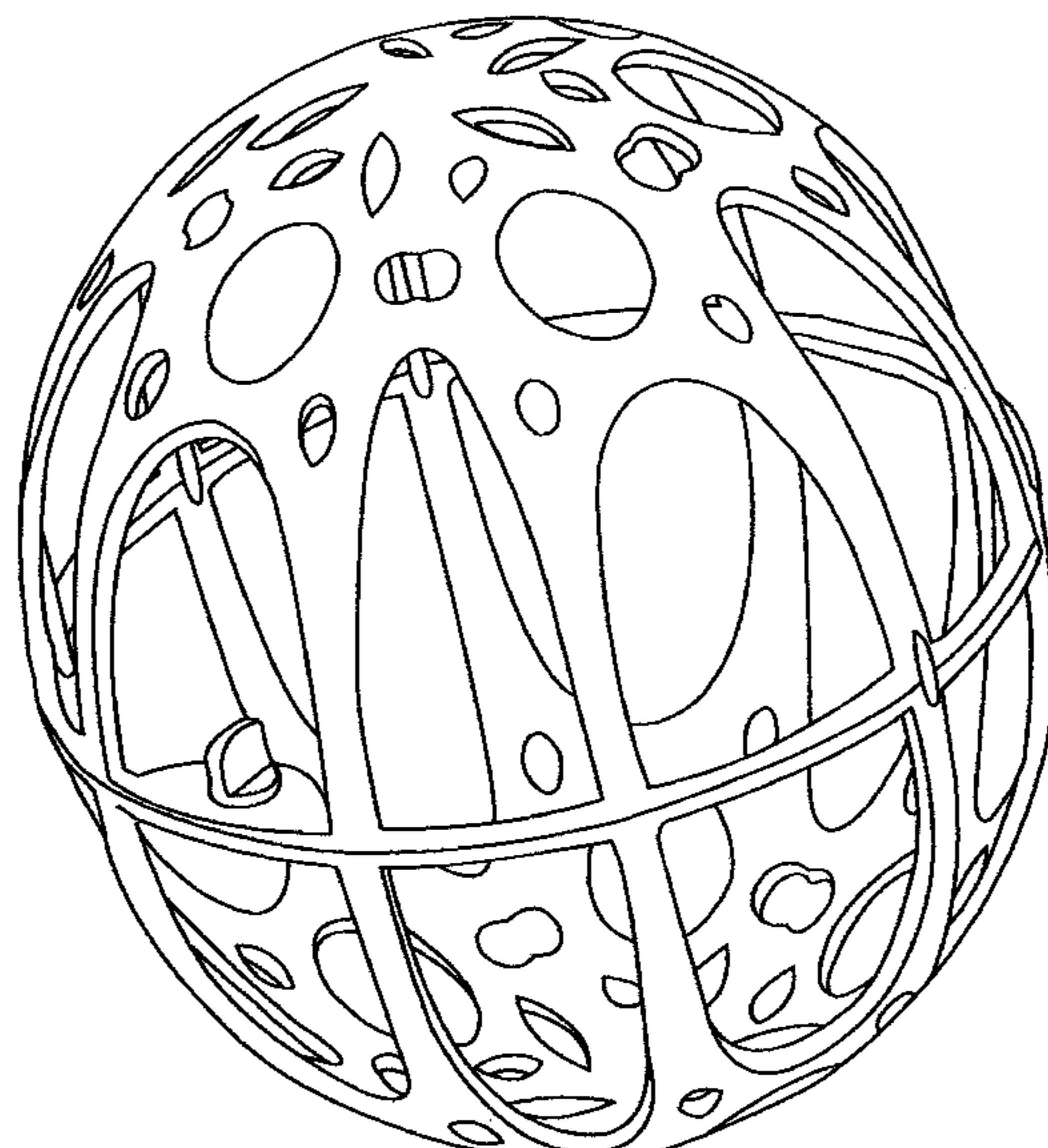
(57) **CLAIM**

The ornamental design for a garment cage assembly, as shown and described.

DESCRIPTION

FIG. 1 is a perspective view of the garment cage assembly showing my new design;
 FIG. 2 is a side view thereof;
 FIG. 3 is a top view thereof; and,
 FIG. 4 is a bottom view thereof.
 The broken lines shown in FIG. 3 are for illustrative purposes only and form no part of the claimed design.

1 Claim, 3 Drawing Sheets






FIG. 1

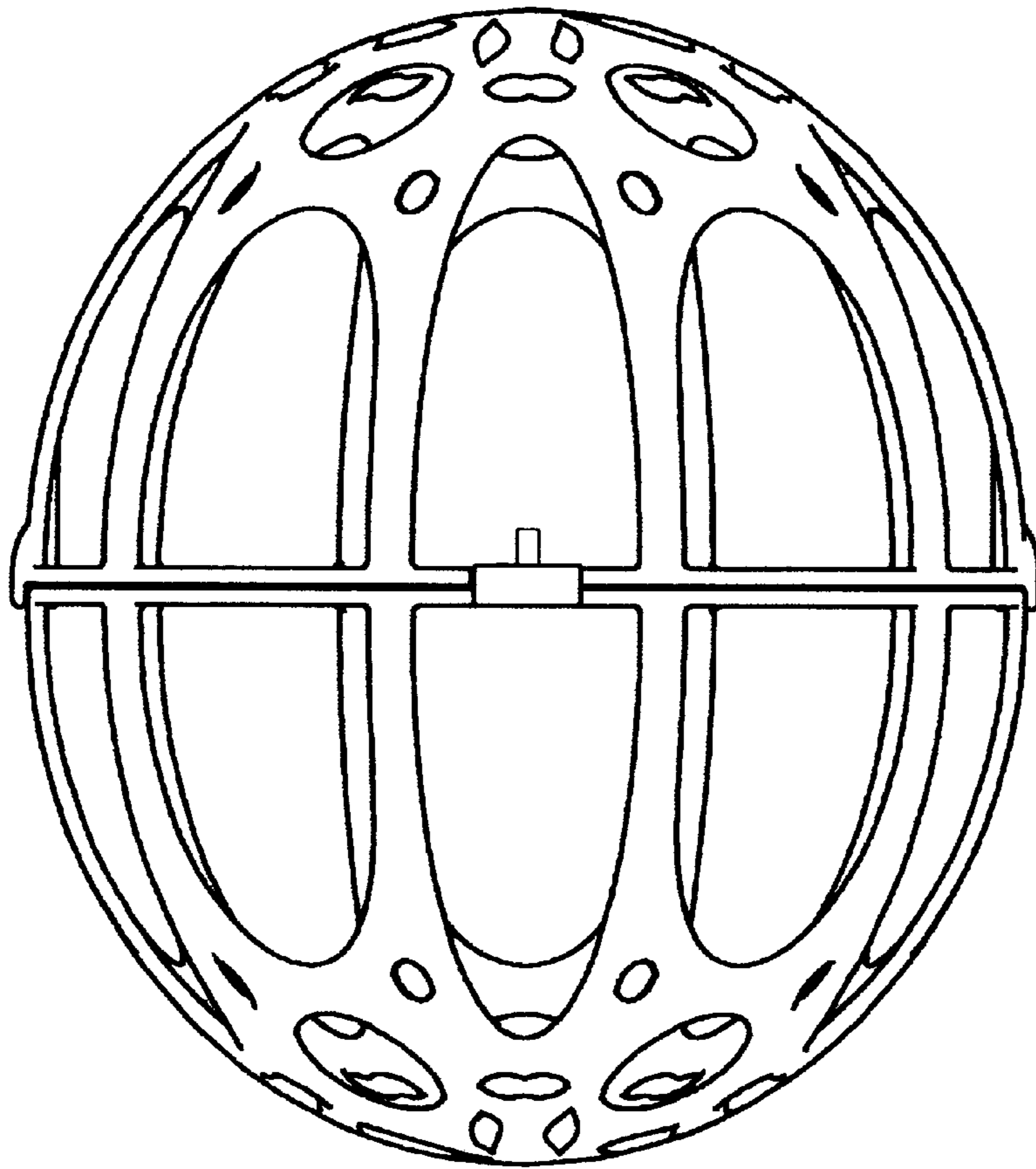


FIG. 2




FIG. 4




FIG. 3