



US00D524499S

(12) **United States Design Patent** (10) **Patent No.:** **US D524,499 S**
Dotterman et al. (45) **Date of Patent:** **** Jul. 4, 2006**

(54) **HOUSEHOLD TOOL WITH DETACHABLE HEAD**
 (75) Inventors: **Perry S. Dotterman**, Maplewood, MN (US); **Arthur V. Lang**, Maplewood, MN (US); **Steven J. Maxa**, Burnsville, MN (US)
 (73) Assignee: **3M Innovative Properties Company**, St. Paul, MN (US)

D439,052 S 3/2001 Hay
 D439,053 S 3/2001 Hay
 6,250,833 B1 6/2001 Perry et al.
 D445,257 S 7/2001 Hay
 6,290,512 B1 9/2001 Mullen, Jr.
 D448,973 S 10/2001 Hay et al.
 D461,058 S 8/2002 Hay
 D473,057 S 4/2003 Chan
 D473,716 S 4/2003 Nykoluk

(**) Term: **14 Years**
 (21) Appl. No.: **29/151,008**
 (22) Filed: **Nov. 15, 2001**

(51) **LOC (8) Cl.** **08-99**
 (52) **U.S. Cl.** **D32/35; D32/52**
 (58) **Field of Classification Search** 15/145, 15/235.4, 235.5, 235.6, 146, 159.1, 160, 15/167.3, 209.1, 210.1, 244.1, 229.13, 176.1; D4/129, 130, 137, 138, 199; D32/40, 52
 See application file for complete search history.

(56) **References Cited**

U.S. PATENT DOCUMENTS

D126,041 S * 3/1941 Cosby D4/129
 D149,677 S 5/1948 Roblin
 D192,298 S 2/1962 Hvale
 D193,496 S 8/1962 Jacoff
 D330,788 S 11/1992 Berti
 D356,446 S * 3/1995 Hoagland D4/138
 5,454,659 A 10/1995 Vosbikian et al.
 D373,904 S 9/1996 Vanderhoef et al.
 D383,049 S 9/1997 Concari et al.
 D395,217 S 6/1998 Start
 5,794,302 A * 8/1998 Lin
 D403,946 S 1/1999 Shih
 D411,077 S 6/1999 Kwok
 D417,121 S 11/1999 Brunianyn
 D420,887 S 2/2000 Chen
 D438,013 S 2/2001 Hay

OTHER PUBLICATIONS

HK TM Reg. No. 200103397, filed Mar. 1, 2001.
 Brochure entitled "Scotch-Brite® Dishwand" from 3M Home Care Division; 2001 (70-0708-9685-0 (81.5) DPI) 1 pg.

* cited by examiner

Primary Examiner—Alan P. Douglas
Assistant Examiner—Lavone D. Tabor
 (74) *Attorney, Agent, or Firm*—Trisha D. Adamson; David B. Patchett; Peter L. Olson

(57) **CLAIM**

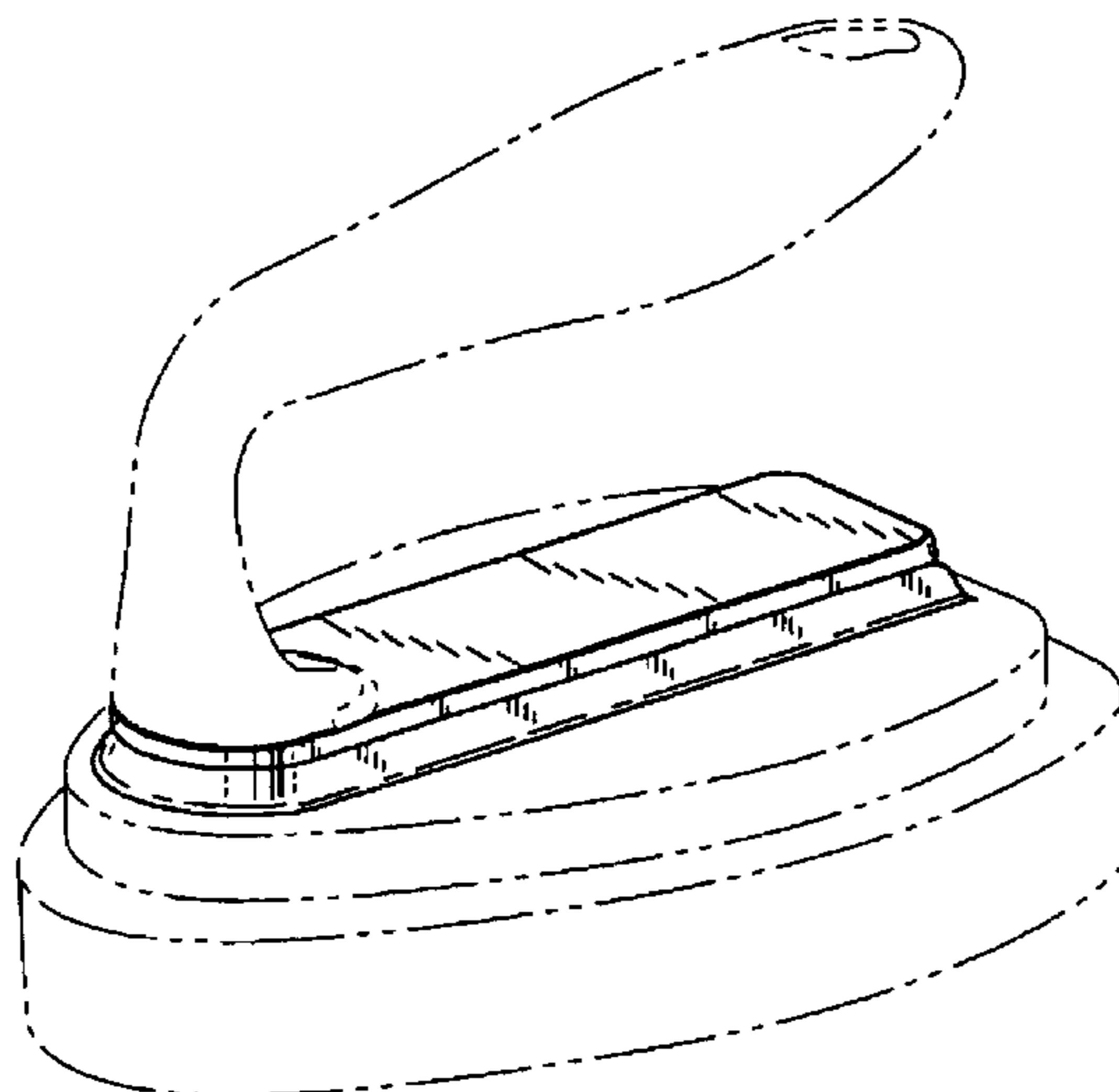
The ornamental design for a household tool with detachable head, substantially as shown and described.

DESCRIPTION

FIG. 1 is a perspective view of a household tool with detachable head showing our new design; FIG. 2 is a side elevational view thereof; FIG. 3 is a top plan view thereof; FIG. 4 is a bottom elevational view thereof; FIG. 5 is a rear elevational view thereof; and, FIG. 6 is a front elevational view thereof.

The broken line drawing in all figure views is for illustrative purposes only, and forms no part of the claimed design. The forward portion of the unclaimed handle is partially shown in FIG. 3 to illustrate the peripheral edges of the claimed design.

1 Claim, 2 Drawing Sheets



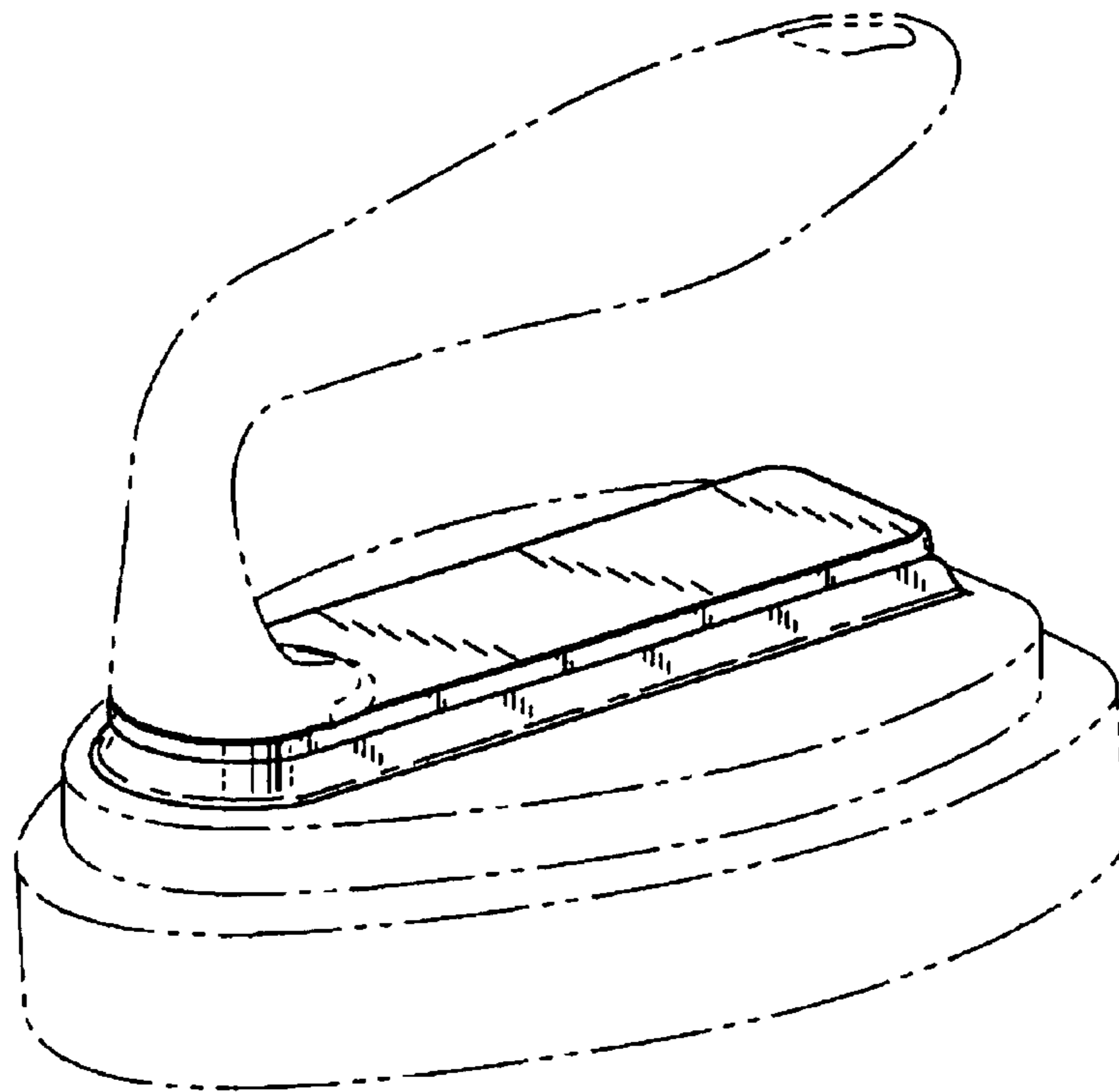


Fig. 1

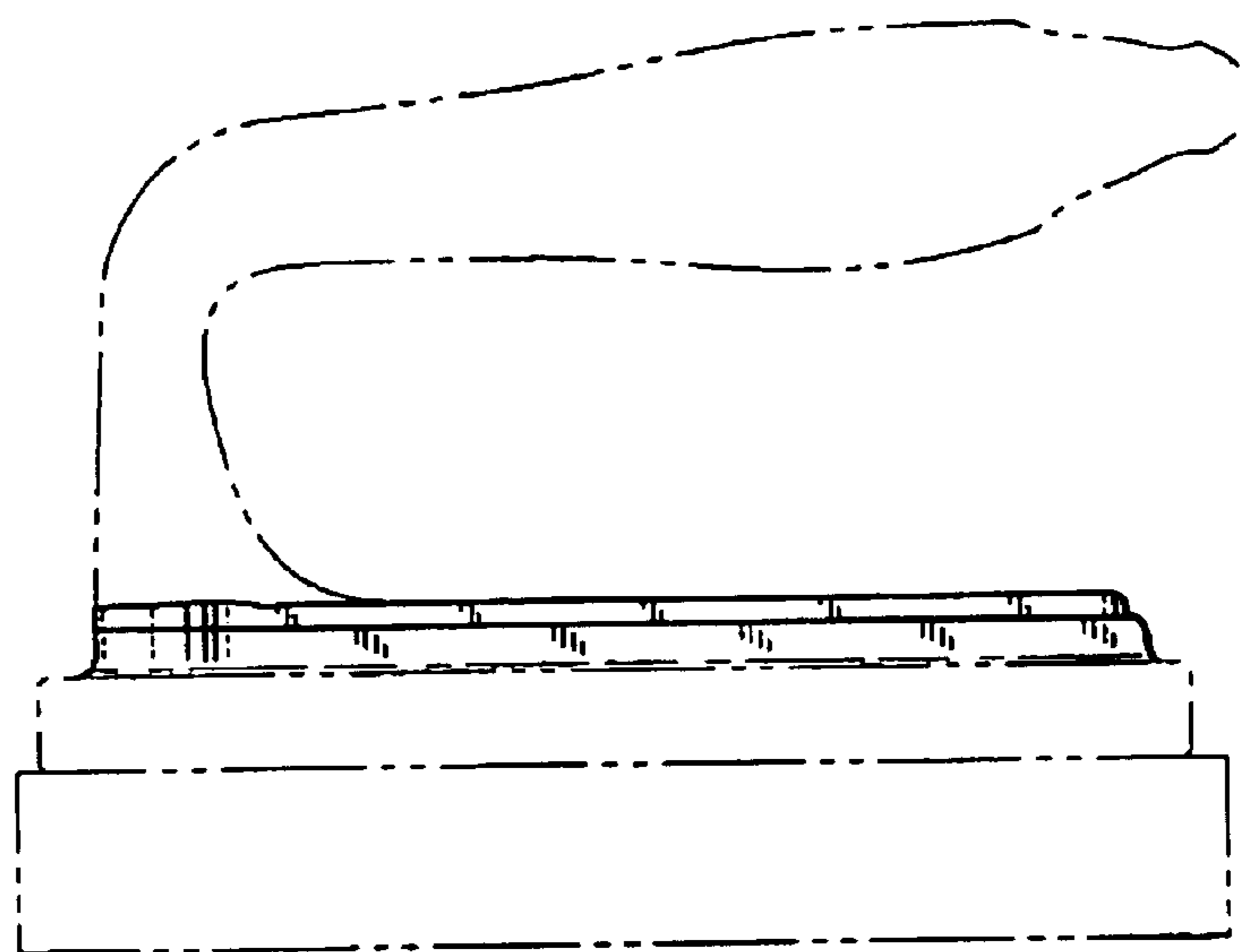


Fig. 2

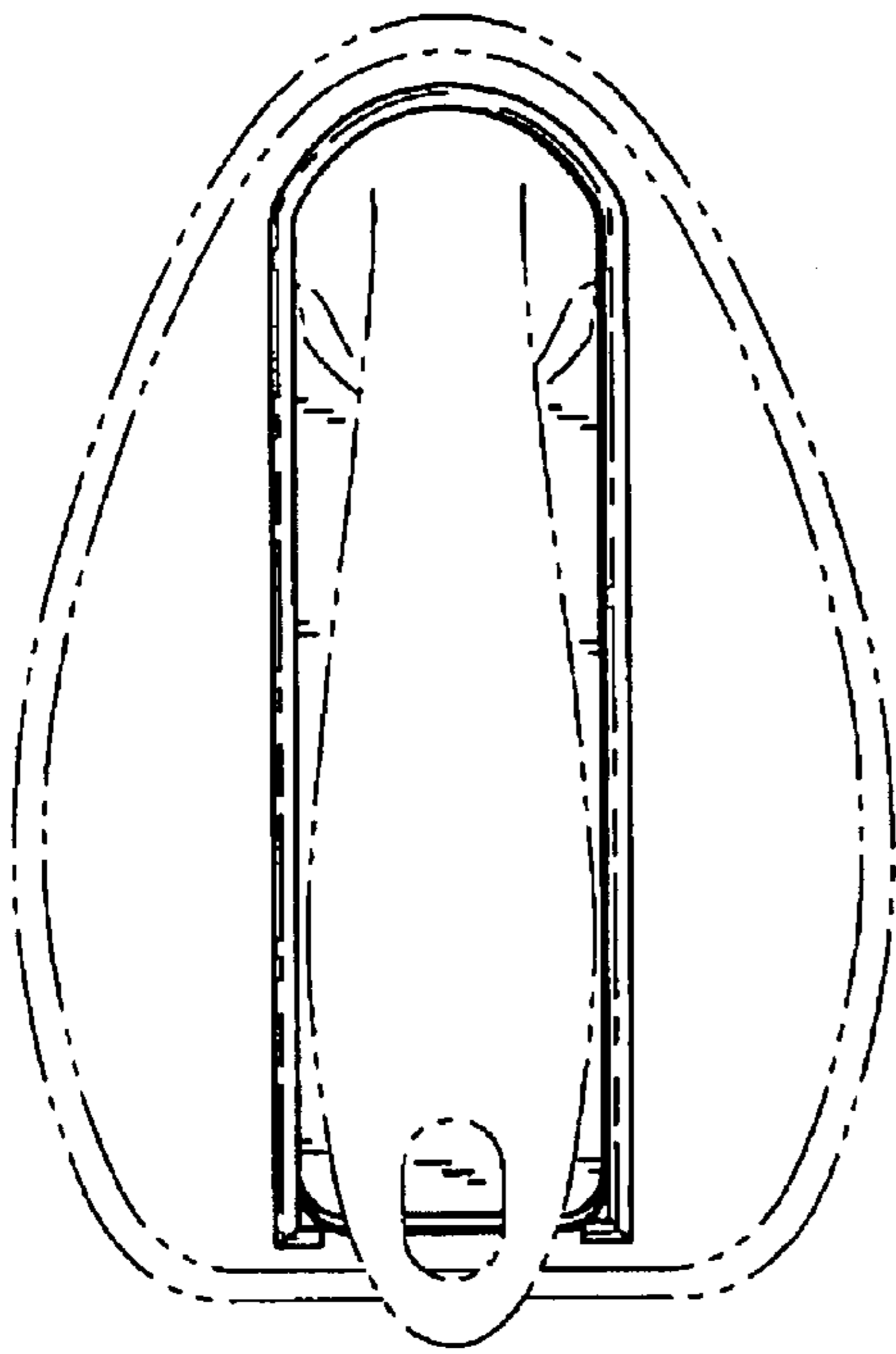


Fig. 3

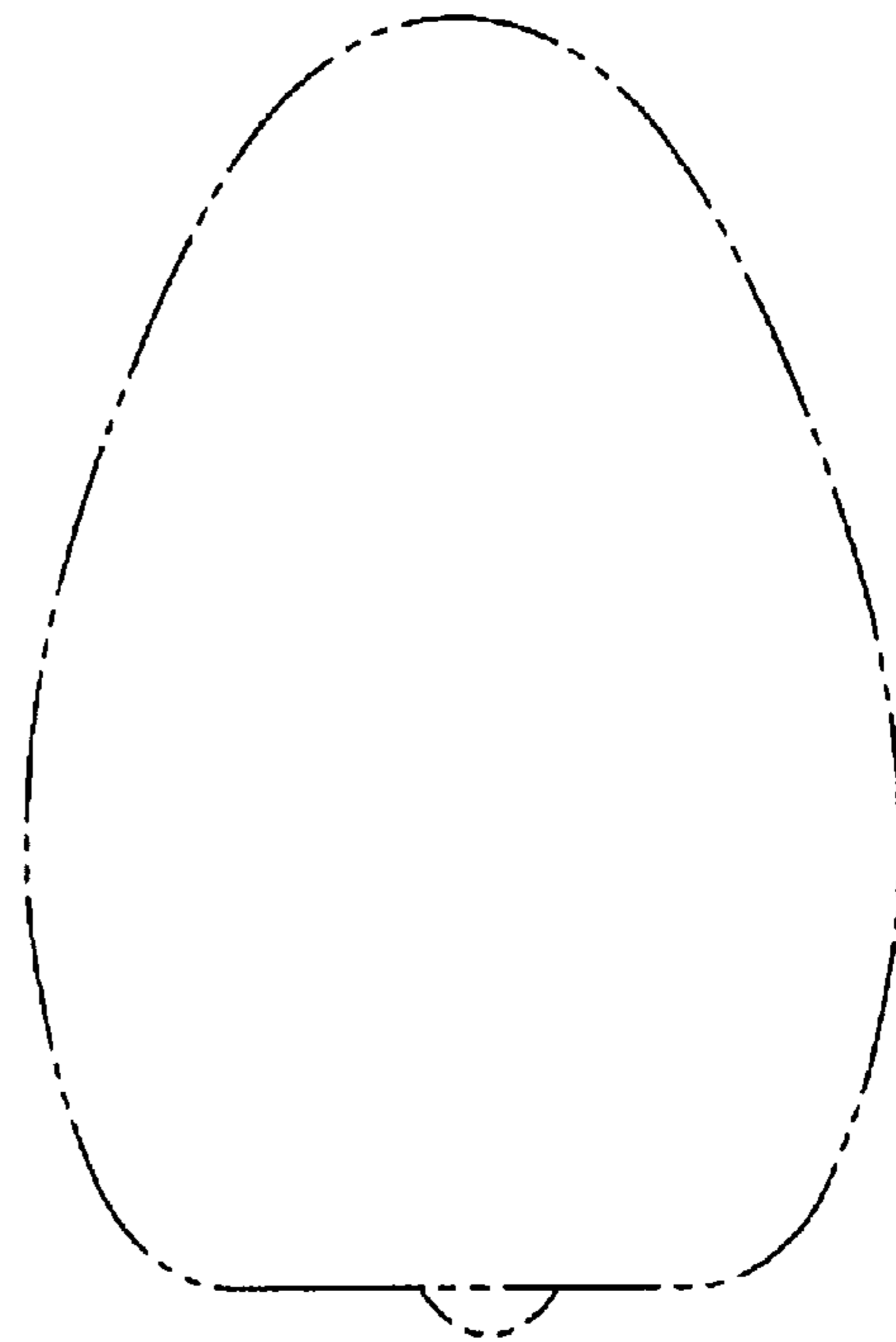


Fig. 4

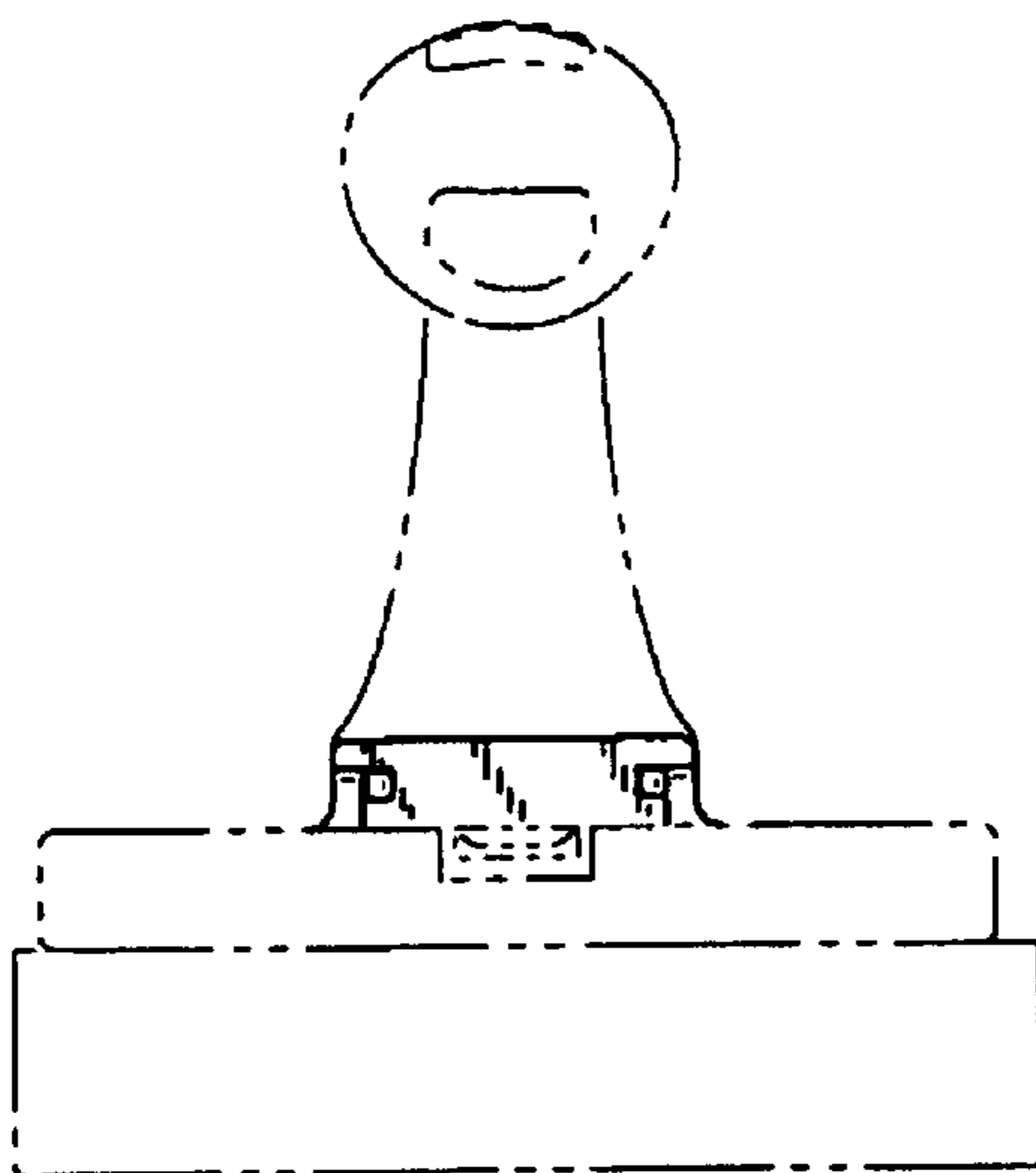


Fig. 5

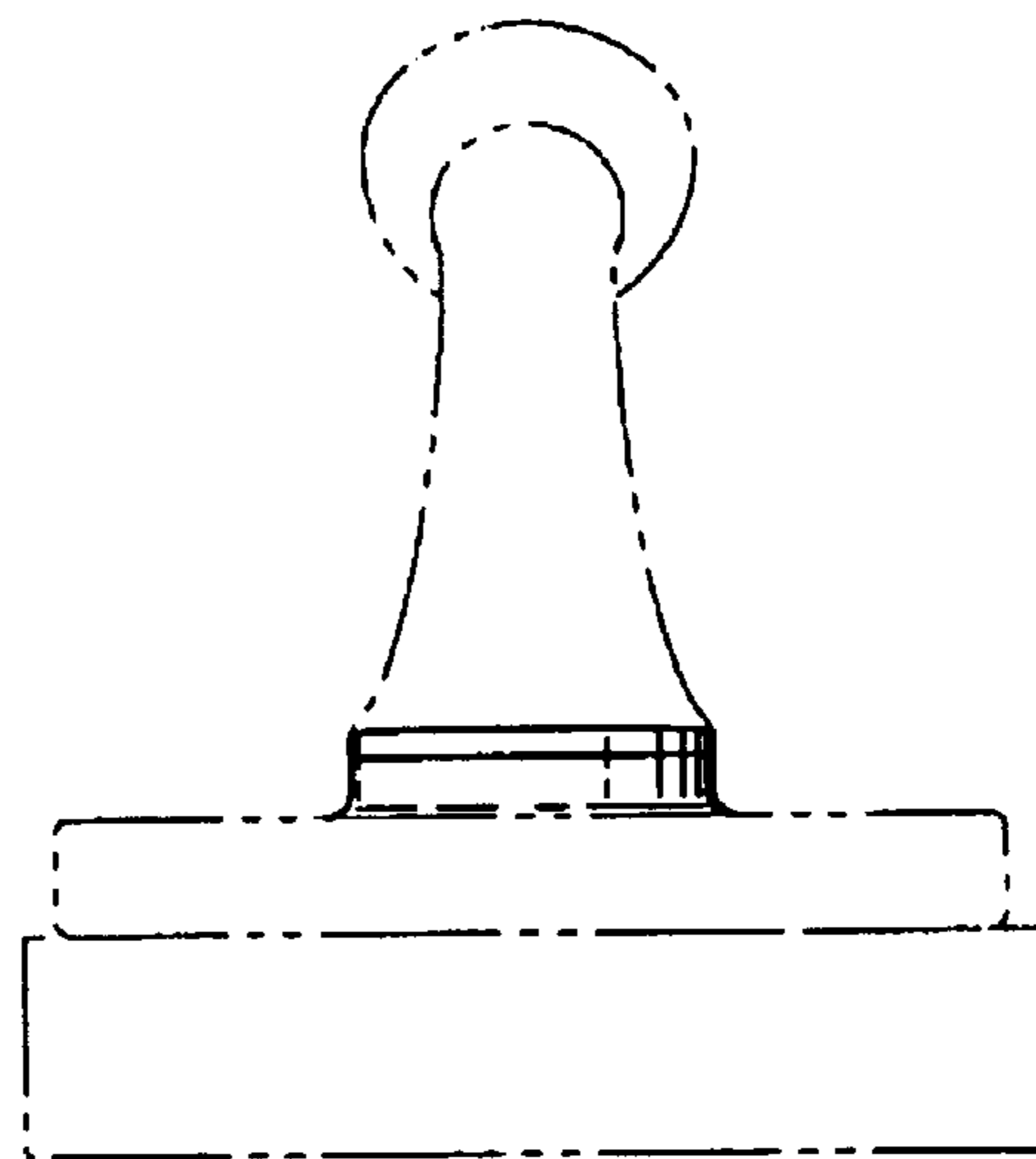


Fig. 6