



US00D524496S

(12) **United States Design Patent**  
No et al.

(10) **Patent No.:** **US D524,496 S**  
(45) **Date of Patent:** **\*\* Jul. 4, 2006**

(54) **METER EJECTOR OF DETERGENT FOR A WASHING MACHINE**

(75) Inventors: **Yang Hwan No**, Changwon-si (KR);  
**Jung Hoon Kang**, Changwon-si (KR);  
**Jong Seok Kim**, Changwon-si (KR);  
**Myung Sik Park**, Changwon-si (KR);  
**Han Ki Cho**, Changwon-si (KR); **Youn Su Jung**, Ulsan (KR); **Young Hoon Ha**, Gyeongsangnam-do (KR)

(73) Assignee: **LG Electronics Inc.**, Seoul (KR)

(\*\*) Term: **14 Years**

(21) Appl. No.: **29/181,955**

(22) Filed: **May 19, 2003**

(30) **Foreign Application Priority Data**

Feb. 27, 2003 (KR) ..... 30-2003-0005232

(51) **LOC (8) Cl.** ..... **15-05**

(52) **U.S. Cl.** ..... **D32/25; 15/5**

(58) **Field of Classification Search** ..... D32/18,  
D32/23, 31, 9, 32, 15, 25, 17, 8, 6; D15/321;  
D68/222; D4/119

See application file for complete search history.

(56) **References Cited**

U.S. PATENT DOCUMENTS

D488,895 S \* 4/2004 Cheo et al. .... D32/25

\* cited by examiner

*Primary Examiner*—Louis S. Zarfes

*Assistant Examiner*—Kathleen Sims

(74) *Attorney, Agent, or Firm*—Birch, Stewart, Kolasch & Birch, LLP


(57) **CLAIM**


The ornamental design for a meter ejector of detergent for a washing machine, as shown.

**DESCRIPTION**


FIG. 1 is a front perspective view of the meter ejector of detergent for a washing machine showing our new design; FIG. 2 is a front view thereof; FIG. 3 is a rear view thereof; FIG. 4 is a left side view thereof; FIG. 5 is a right side view thereof; FIG. 6 is a top view thereof; and, FIG. 7 is a bottom view thereof.

**1 Claim, 7 Drawing Sheets**






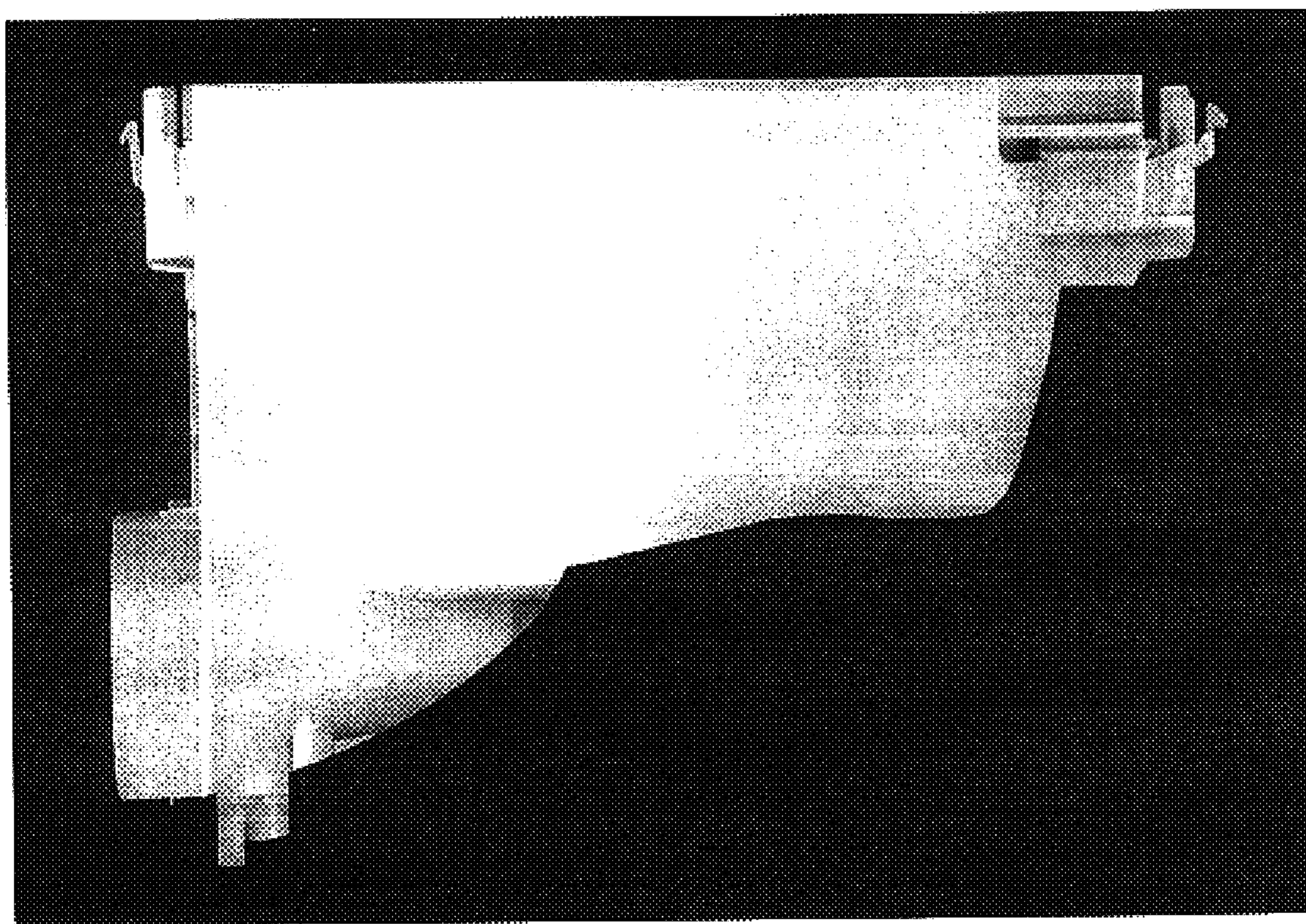
**FIG. 1**



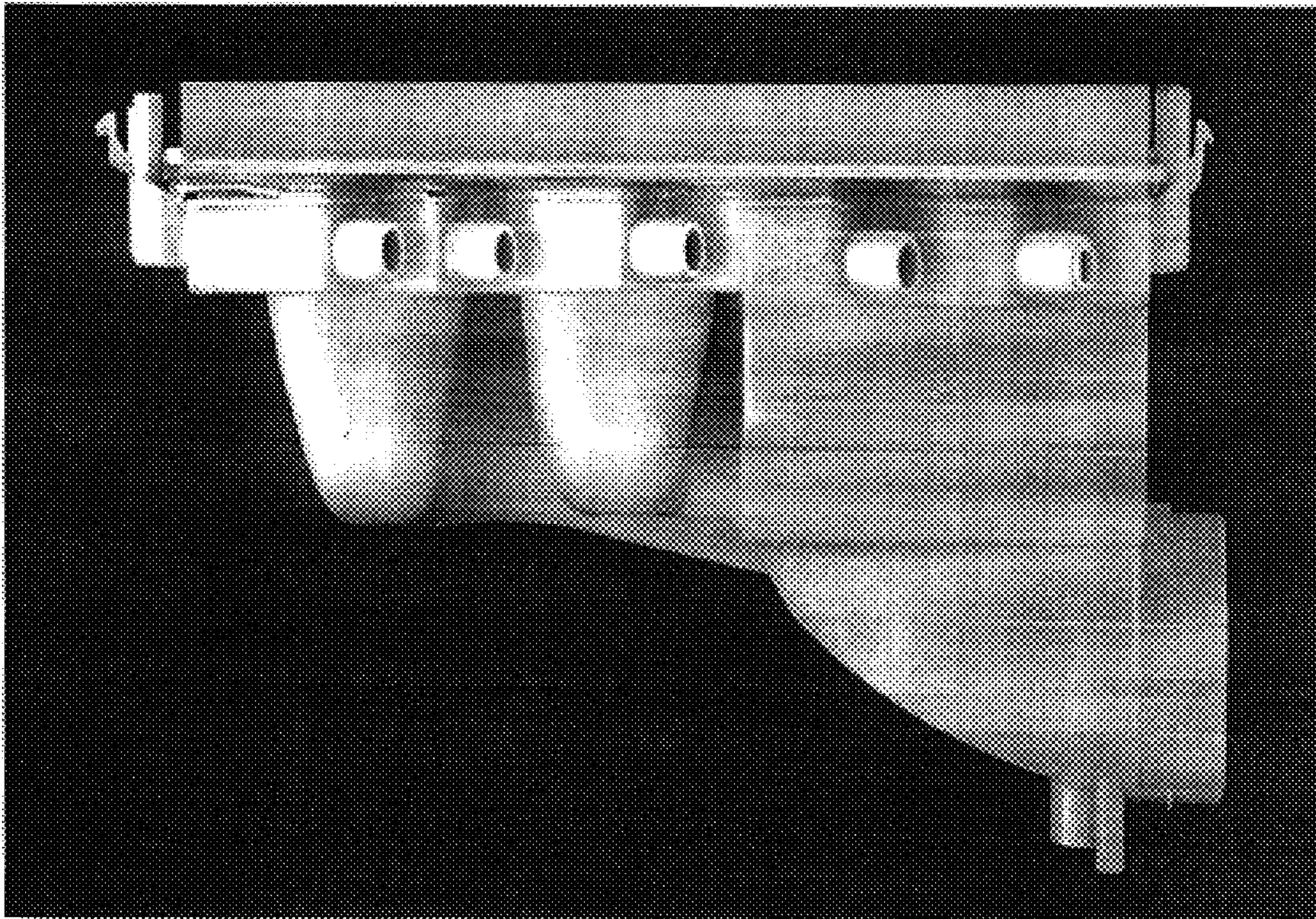
**FIG. 2**



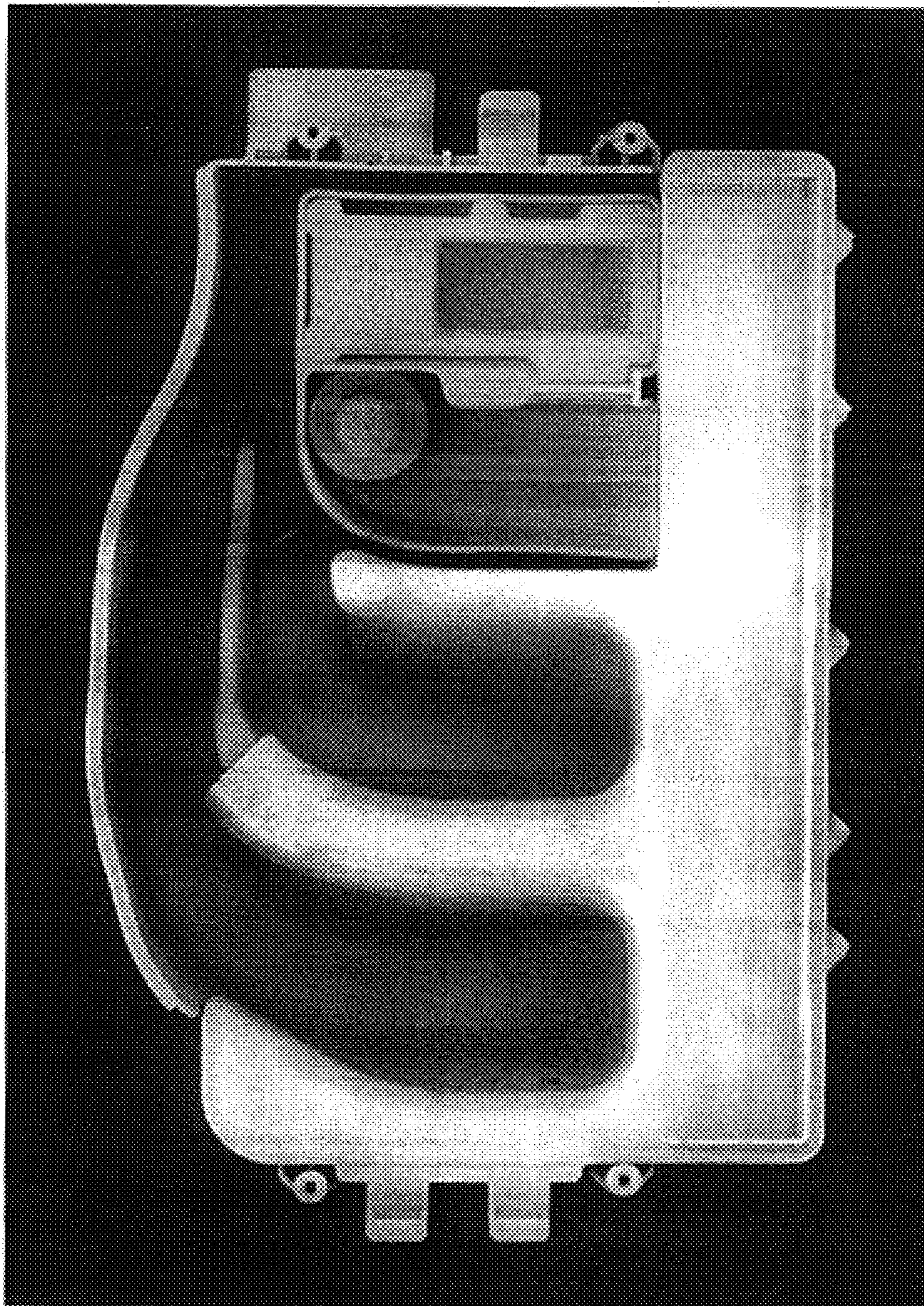
**FIG. 3**




**FIG. 4**



**FIG. 5**



**FIG. 6**



**FIG. 7**