



US00D524494S

(12) **United States Design Patent**  
**Kim et al.**

(10) **Patent No.:** **US D524,494 S**

(45) **Date of Patent:** **\*\* Jul. 4, 2006**

(54) **WASHING MACHINE**

(75) Inventors: **Young Il Kim**, Bupyeong-Gu Incheong (KR); **Sun Kyoung Kim**, Seoul (KR)

(73) Assignee: **LG Electronics Inc.**, Seoul (KR)

(\*\*) Term: **14 Years**

(21) Appl. No.: **29/228,559**

(22) Filed: **Apr. 26, 2005**

(30) **Foreign Application Priority Data**

Oct. 27, 2004 (KR) ..... 30-2004-0032888

(51) **LOC (8) Cl.** ..... **15-05**

(52) **U.S. Cl.** ..... **D32/9**

(58) **Field of Classification Search** ..... D32/1,  
D32/5, 6, 7, 8, 9, 10, 25; 68/3 R, 4, 5, 12.01,  
68/212, 12.08; 34/58, 108, 130, 131-32,  
34/417, 499, 523, 534, 595, 596, 597, 600,  
34/603; 38/1 A; 312/31

See application file for complete search history.

(56) **References Cited**

**U.S. PATENT DOCUMENTS**

D292,629 S \* 11/1987 Nagai et al. .... D32/6

D360,501 S \* 7/1995 Ertz et al. .... D32/6  
D446,891 S \* 8/2001 Kim ..... D32/6  
D465,308 S \* 11/2002 Resuello et al. .... D32/6  
D490,946 S \* 6/2004 Suh et al. .... D32/6

\* cited by examiner

*Primary Examiner*—Louis S. Zarfes

*Assistant Examiner*—Kathleen Sims

(74) *Attorney, Agent, or Firm*—Birch, Stewart, Kolasch & Birch, LLP

(57) **CLAIM**

The ornamental design for a washing machine, as shown.

**DESCRIPTION**

FIG. 1 is a front, right perspective view of the washing machine showing our new design; FIG. 2 is a front view thereof; FIG. 3 is a rear view thereof; FIG. 4 is a left side view thereof; FIG. 5 is a right side view thereof; FIG. 6 is a top view thereof; and, FIG. 7 is a bottom view thereof.

**1 Claim, 7 Drawing Sheets**

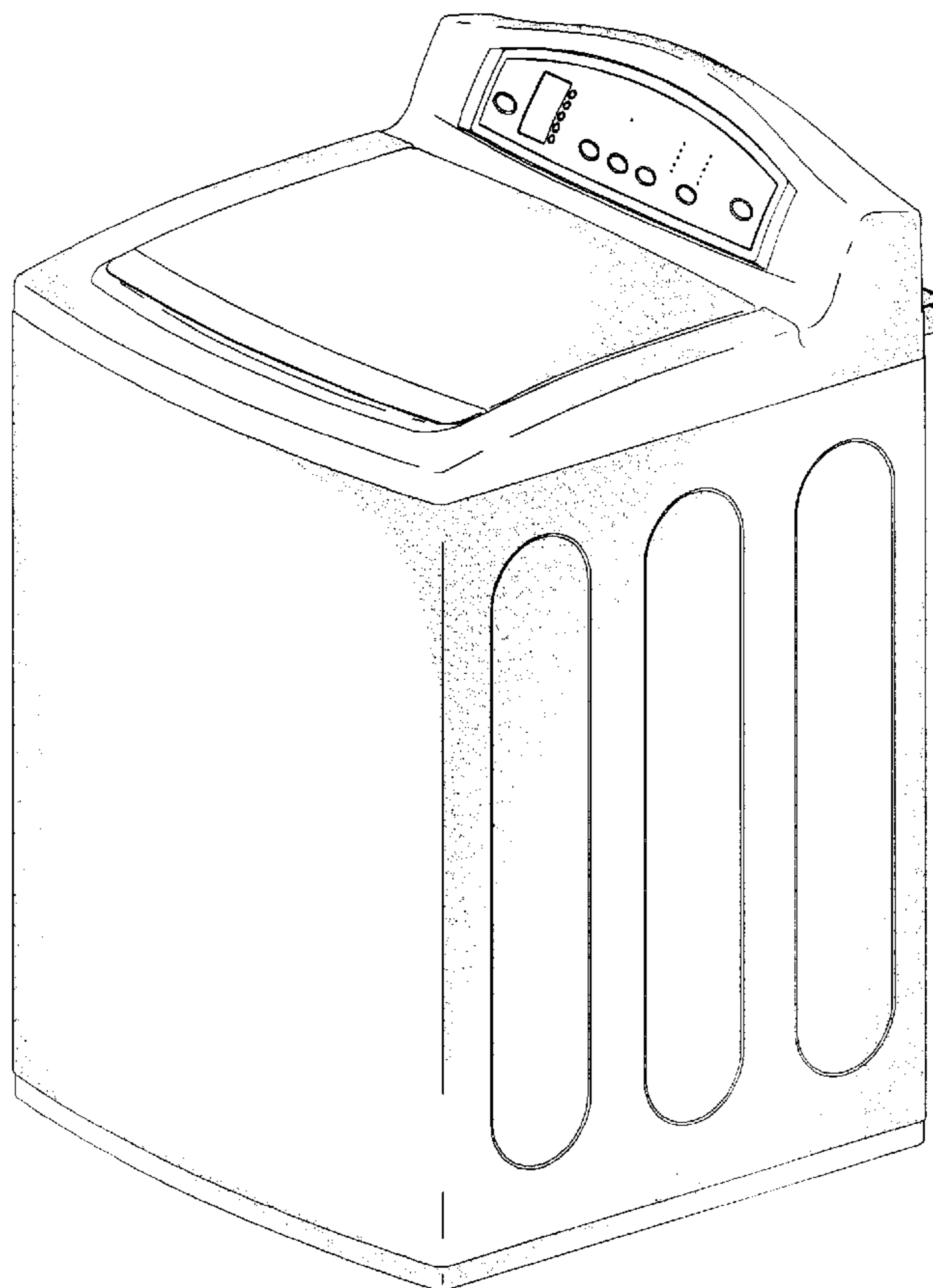


Fig 1.

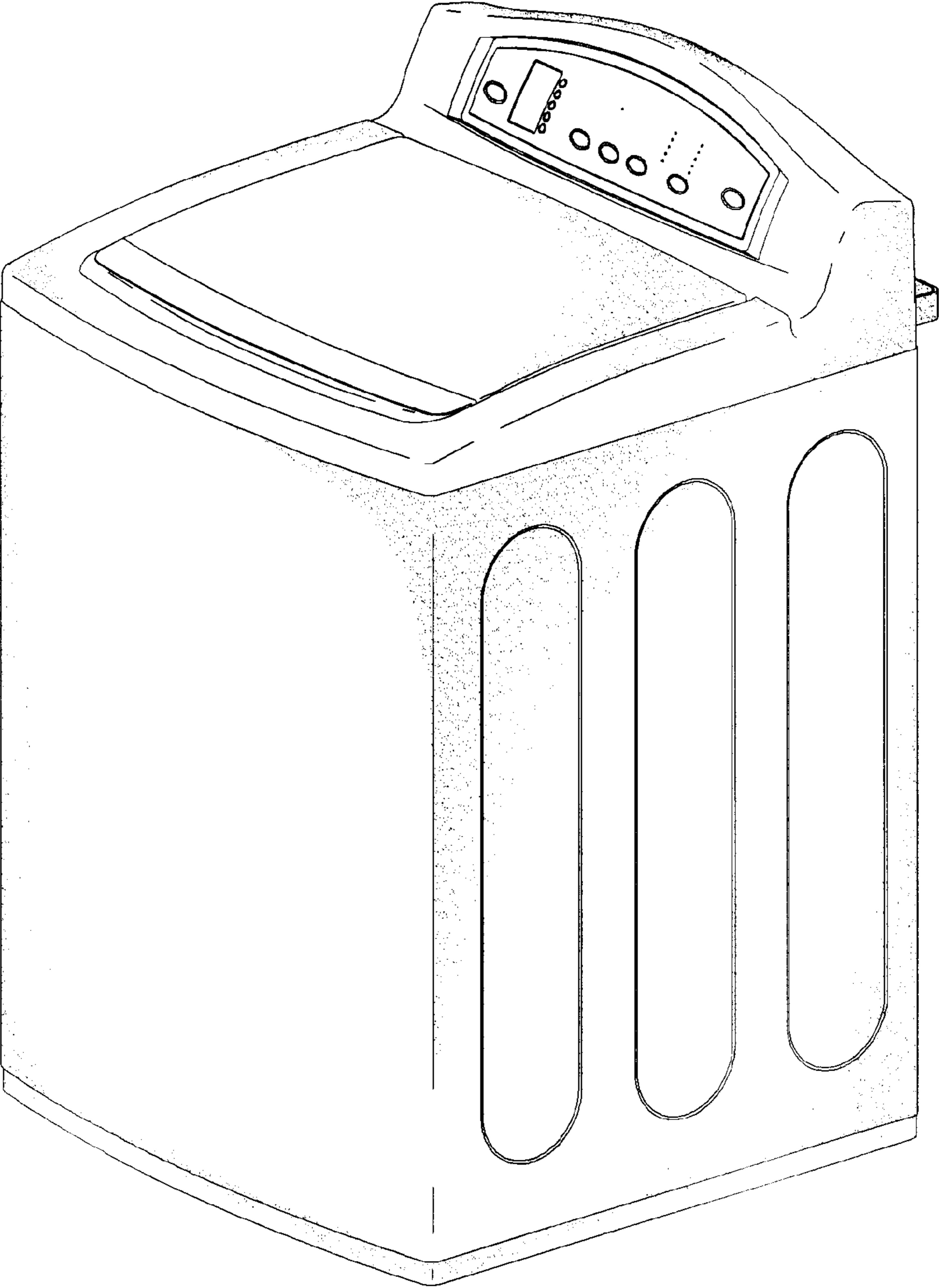


Fig 2




Fig 3

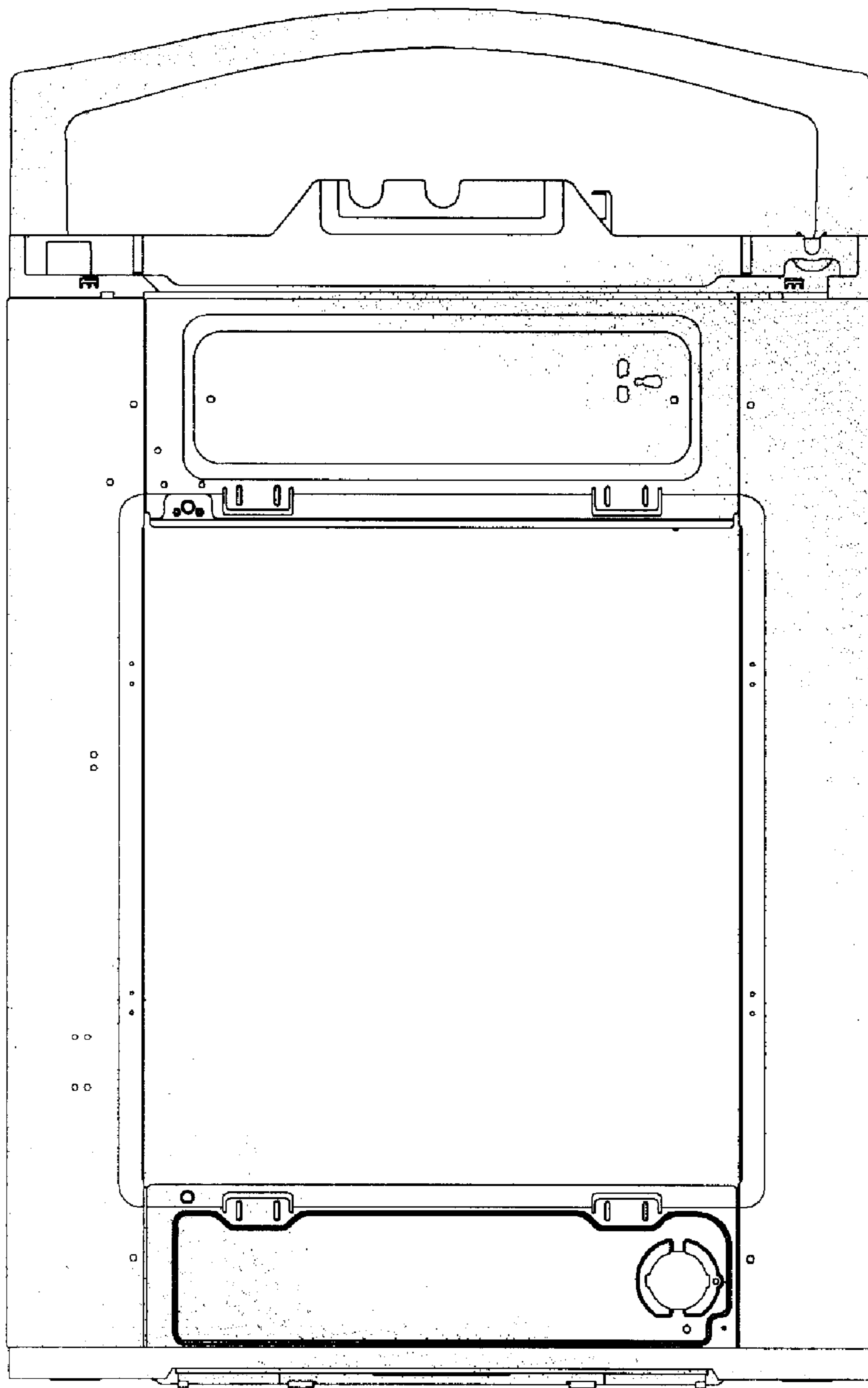


Fig 4

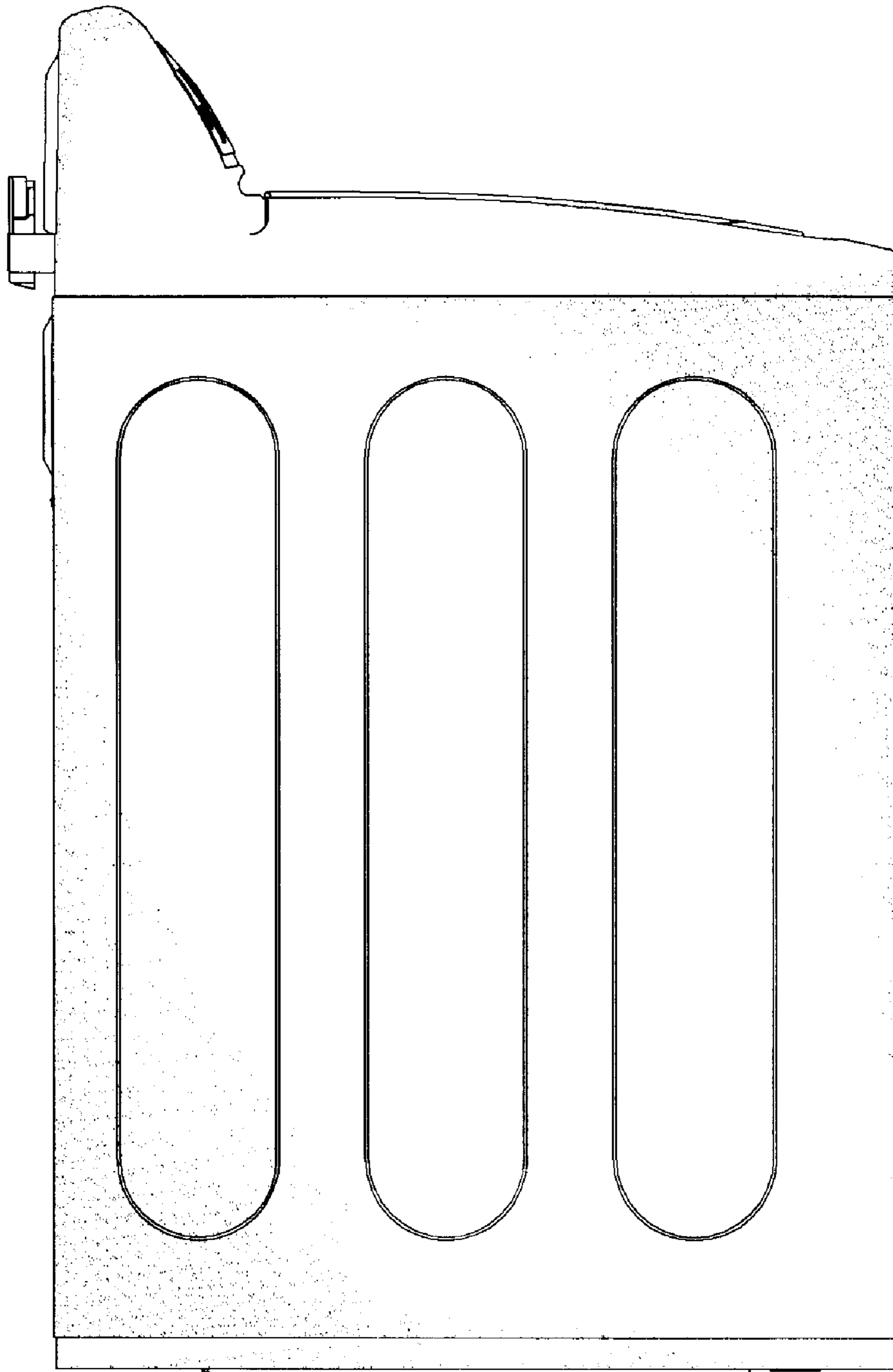


Fig 5




Fig 6




Fig 7

