



US00D524493S

(12) **United States Design Patent**  
**Choi et al.**

(10) **Patent No.:** **US D524,493 S**  
(45) **Date of Patent:** **\*\* Jul. 4, 2006**

(54) **DRUM-TYPE WASHING MACHINE**

(75) Inventors: **Gyoo Sang Choi**, Seoul (KR); **Kyu Seok Kang**, Seoul (KR)

(73) Assignee: **Samsung Electronics Co., Ltd.** (KR)

(\*\*) Term: **14 Years**

(21) Appl. No.: **29/231,729**

(22) Filed: **Jun. 9, 2005**

(30) **Foreign Application Priority Data**

Apr. 27, 2005 (KR) ..... 30-2005-0013987

(51) **LOC (8) Cl.** ..... **15-05**

(52) **U.S. Cl.** ..... **D32/6**

(58) **Field of Classification Search** ..... D32/5,  
D32/6, 8, 10, 28, 1, 12, 25, 29; 34/58, 108,  
34/596, 139, 602, 523; 68/3 R, 12.26, 12.12,  
68/24, 4, 12.01, 12.08, 147, 12.09, 212; 312/228,  
312/31

See application file for complete search history.

(56) **References Cited**

**U.S. PATENT DOCUMENTS**

- D450,164 S \* 11/2001 Dyson et al. .... D32/6
- D456,572 S \* 4/2002 Resuello et al. .... D32/6
- D465,622 S \* 11/2002 Wang et al. .... D32/6
- D477,898 S \* 7/2003 Geyer ..... D32/6
- D495,453 S \* 8/2004 Baldwin et al. .... D32/8

- D495,775 S \* 9/2004 Sagawa et al. .... D32/5
- D496,709 S \* 9/2004 Suh et al. .... D32/6
- D502,577 S \* 3/2005 Baldwin et al. .... D32/6

\* cited by examiner

*Primary Examiner*—Louis S. Zarfaz

*Assistant Examiner*—Kathleen Sims

(74) *Attorney, Agent, or Firm*—Irving Keschner

(57) **CLAIM**

The ornamental design for drum-type washing machine, as shown.

**DESCRIPTION**

FIG. 1 is a perspective view of the ornamental design of the present invention;

FIG. 2 is a front elevational view of the ornamental design of the present invention;

FIG. 3 is a rear elevational view of the ornamental design of the present invention;


FIG. 4 is a left side elevational view of the ornamental design of the present invention, the right side elevational view being a mirror image thereof;

FIG. 5 is a right side elevational view of the ornamental design of the present invention;

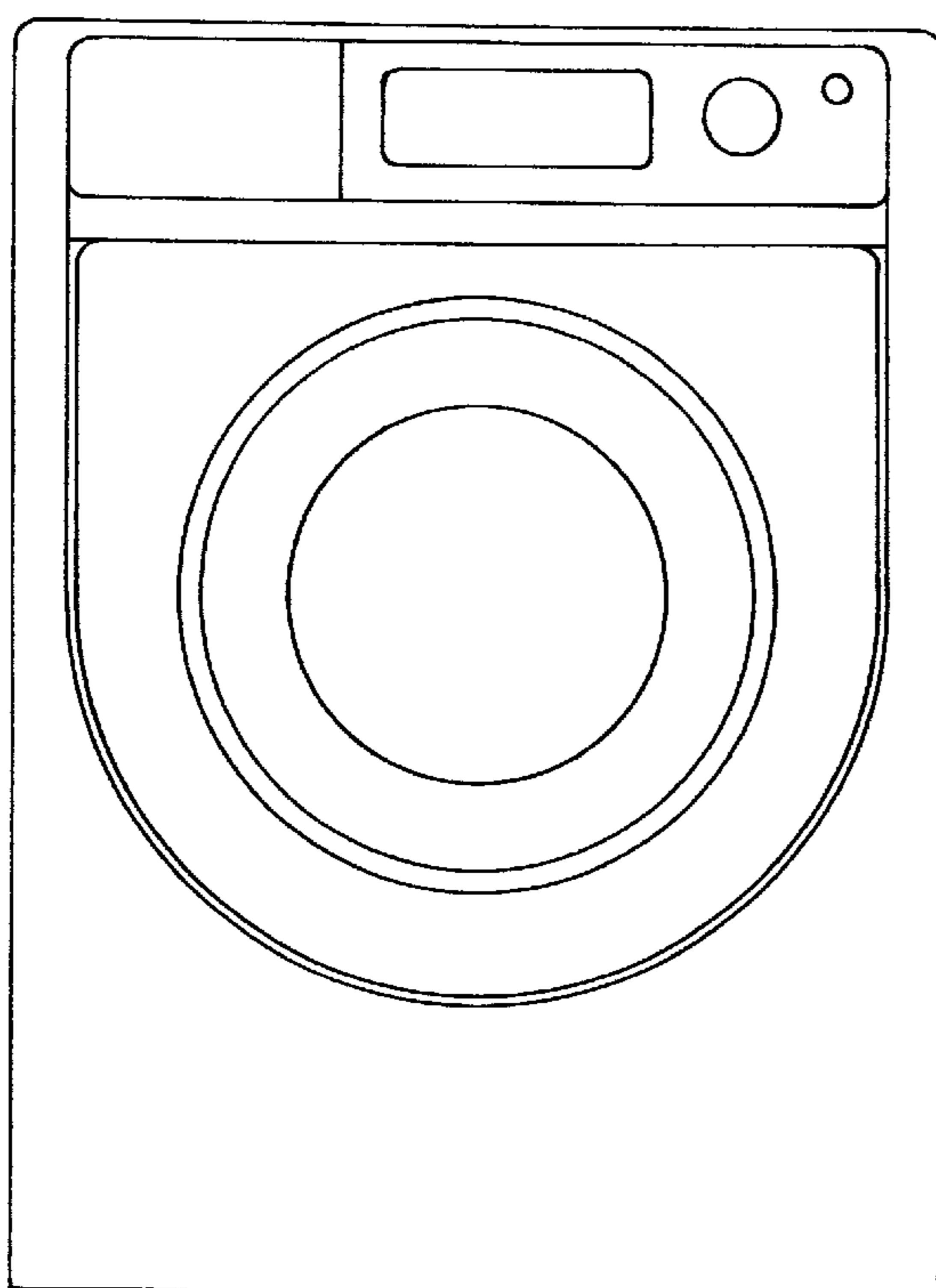

FIG. 6 is a top plan view of the ornamental design of the present invention; and,

FIG. 7 is a bottom view of the ornamental design of the present invention.

**1 Claim, 3 Drawing Sheets**




*FIG. 1*

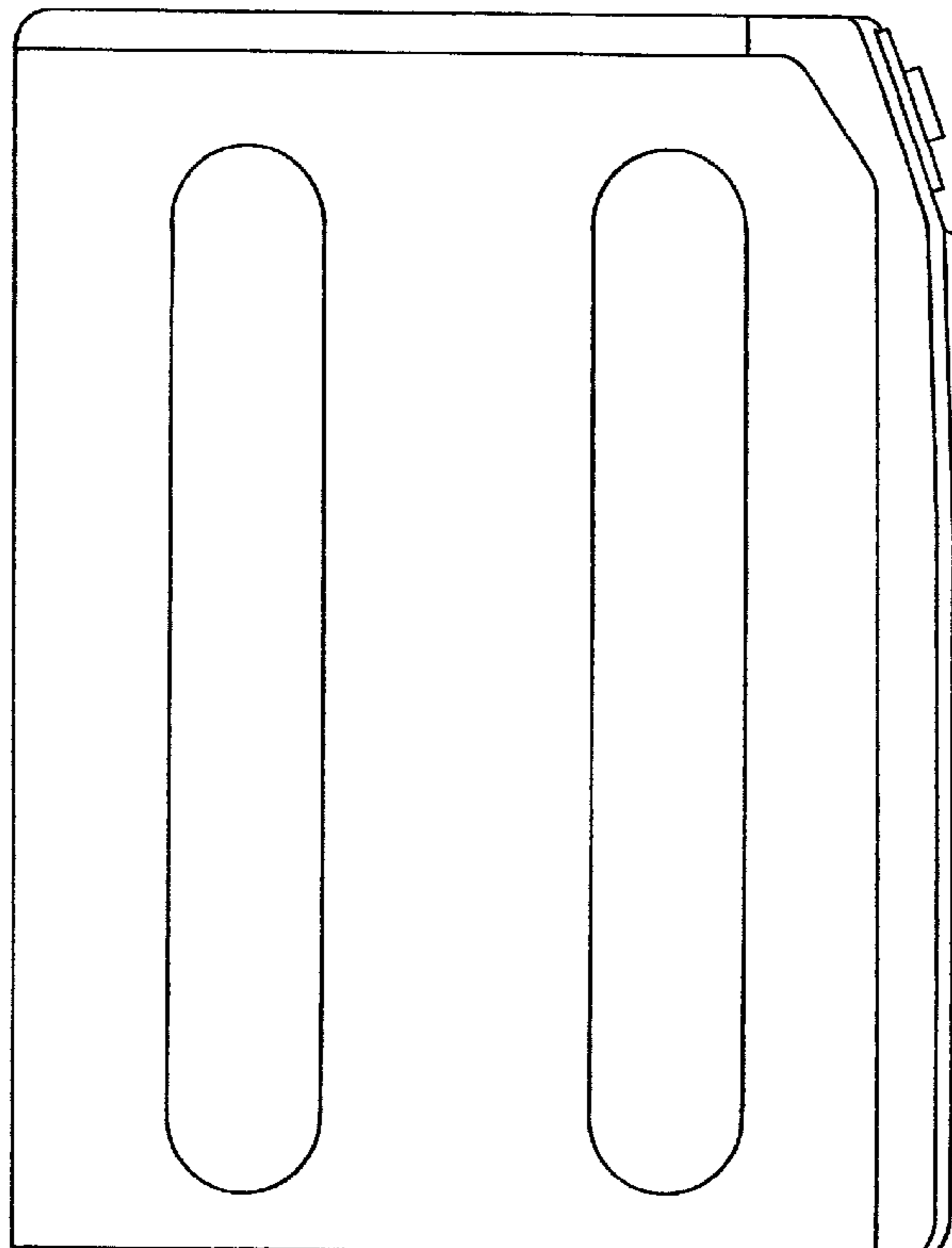


*FIG. 2*

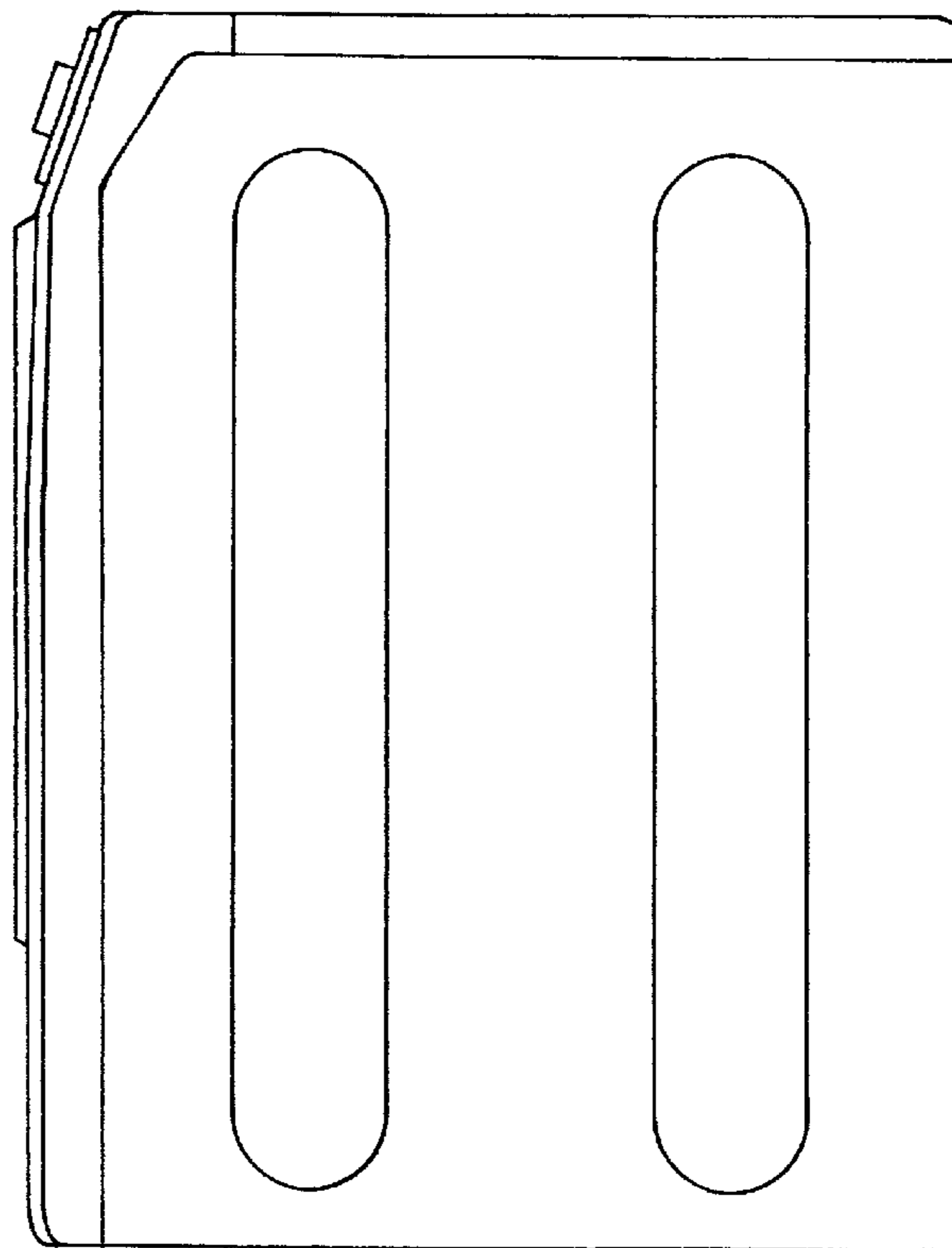
*FIG. 3*




*FIG. 4*



*FIG. 5*



*FIG. 6*



*FIG. 7*

