



US00D524489S

(12) **United States Design Patent**
Scott

(10) **Patent No.:** **US D524,489 S**
(45) **Date of Patent:** **** Jul. 4, 2006**

(54) **THERMAL PROTECTIVE GLOVE FOR HAIRSTYLISTS**

(76) Inventor: **Sylvia Scott**, 1624 King Rd., Riverdale, GA (US) 30296

(**) Term: **14 Years**

(21) Appl. No.: **29/227,838**

(22) Filed: **Apr. 15, 2005**

(51) **LOC (8) Cl.** **29-02**

(52) **U.S. Cl.** **D29/113**

(58) **Field of Classification Search** D2/610,
D2/646-621, 623; D29/113, 116.2, 117.1,
D29/117.2, 123; 2/16, 21, 159-163, 910,
2/917; D24/190

See application file for complete search history.

(56) **References Cited**

U.S. PATENT DOCUMENTS

1,362,461	A	12/1920	Anast	
1,913,218	A	6/1933	Smith	
2,025,710	A	12/1935	Beemer	
2,351,906	A	6/1944	Beatty	
2,447,951	A	8/1948	Lindfelt	
2,751,592	A *	6/1956	Longstreth et al. D29/113
2,907,046	A	10/1959	Scherr	
2,928,102	A	3/1960	Canausa	
3,394,408	A	7/1968	Bush	
D243,292	S *	2/1977	Koehler D29/113
4,025,962	A *	5/1977	Hartung 2/161.6
4,573,220	A *	3/1986	Baker D29/113
4,689,828	A	9/1987	Brewer 2/21
4,751,747	A	6/1988	Banks et al. 2/21
4,785,479	A *	11/1988	Watanabe 2/163
4,882,787	A	11/1989	Hull et al. 2/161
5,140,709	A	8/1992	Cohn et al. 2/163

D389,608	S *	1/1998	Kraatz D29/123
5,826,595	A	10/1998	Ramm et al. 132/200
6,009,557	A *	1/2000	Witta 2/159
6,026,513	A	2/2000	Sima 2/163
6,189,150	B1 *	2/2001	Jones-Roberson 2/163
6,209,137	B1 *	4/2001	Wallick 2/161.1
6,260,203	B1	7/2001	Battle 2/161.6
6,687,911	B1 *	2/2004	Fitz 2/21
D500,394	S *	12/2004	VanErmen D29/118

* cited by examiner

Primary Examiner—Robert A. Delehanty
(74) *Attorney, Agent, or Firm*—Thomas, Kayden, Horstemeyer & Risley

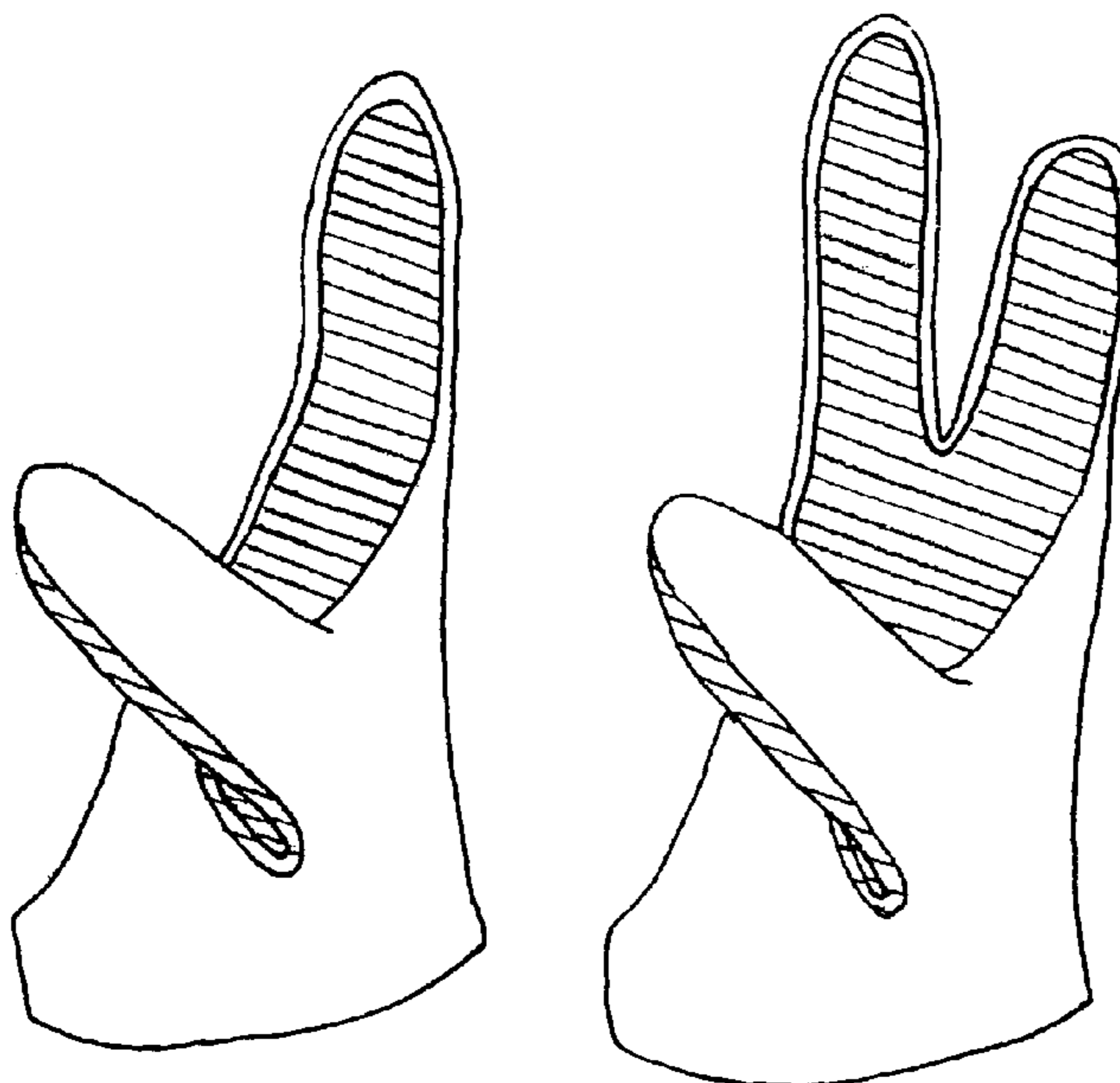
(57) **CLAIM**

The ornamental design of the thermal protective glove for hairstylists, as shown and described.

DESCRIPTION

FIG. 1 is a perspective view showing my new thermal protective glove for hairstylists;
FIG. 2 is a back view of the thermal glove shown in FIG. 1;
FIG. 3 is a perspective view of the thermal glove shown in FIG. 1, the broken lines shown of a human hand are for illustrative purposes only and forms no part of the claimed design;
FIG. 4 is a front view of an alternative embodiment of a thermal protective glove for hairstylists;
FIG. 5 is a back view of the thermal glove shown in FIG. 4; and,
FIG. 6 is a perspective view of the thermal glove shown in FIG. 4, the broken lines shown of a human hand are for illustrative purposes only and forms no part of the claimed design.

1 Claim, 2 Drawing Sheets



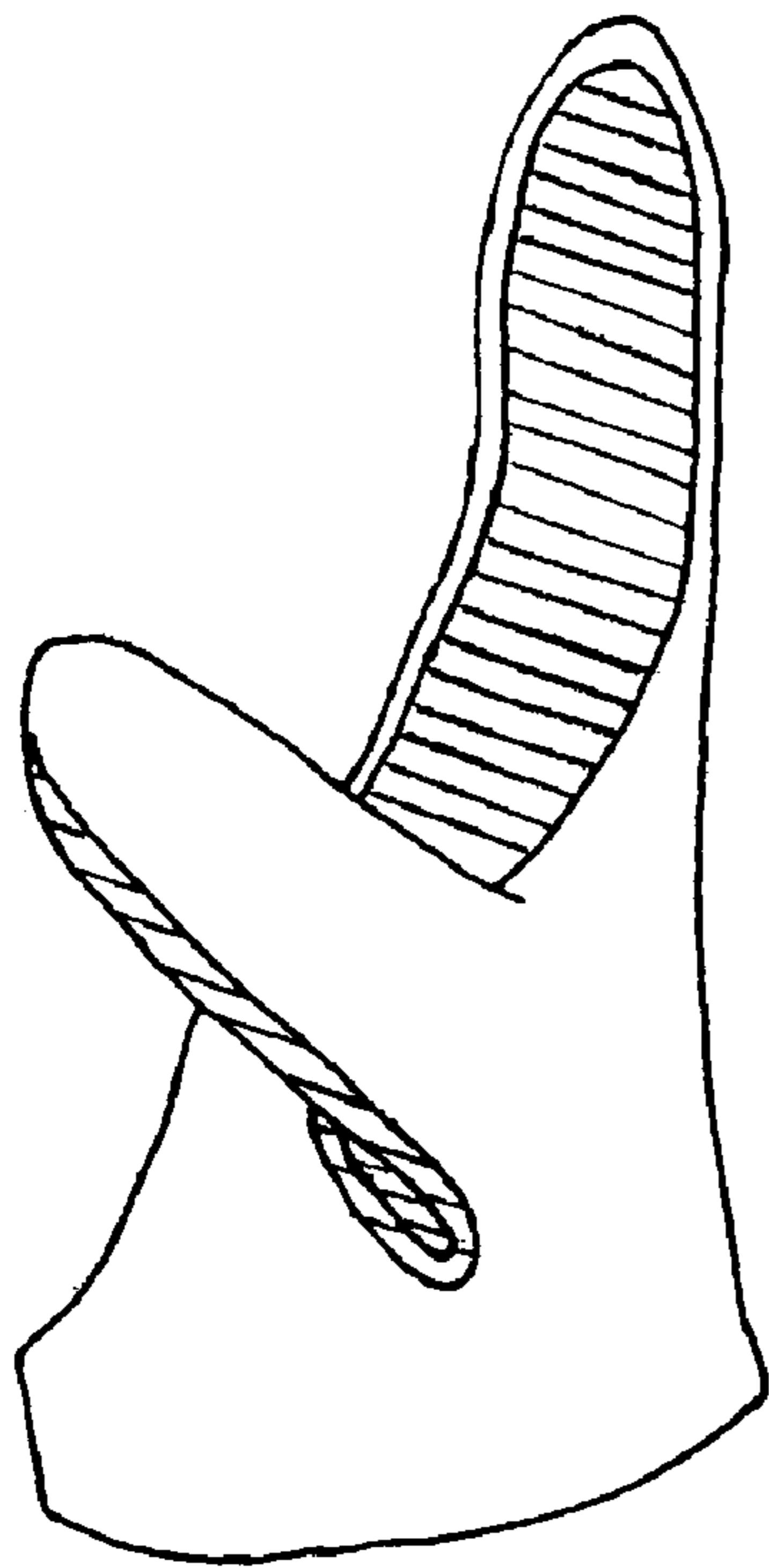


Fig. 1




Fig. 2

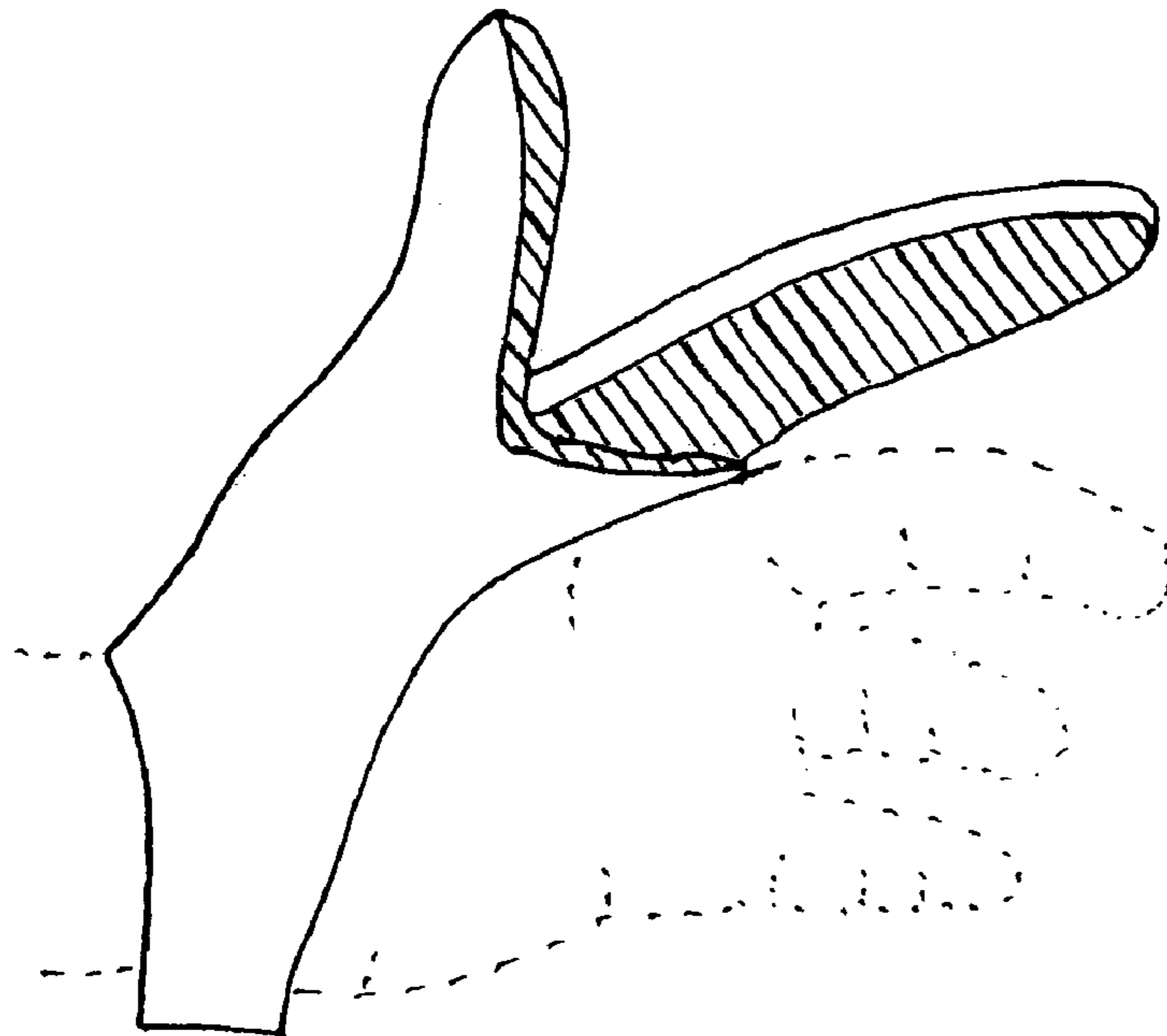


Fig. 3

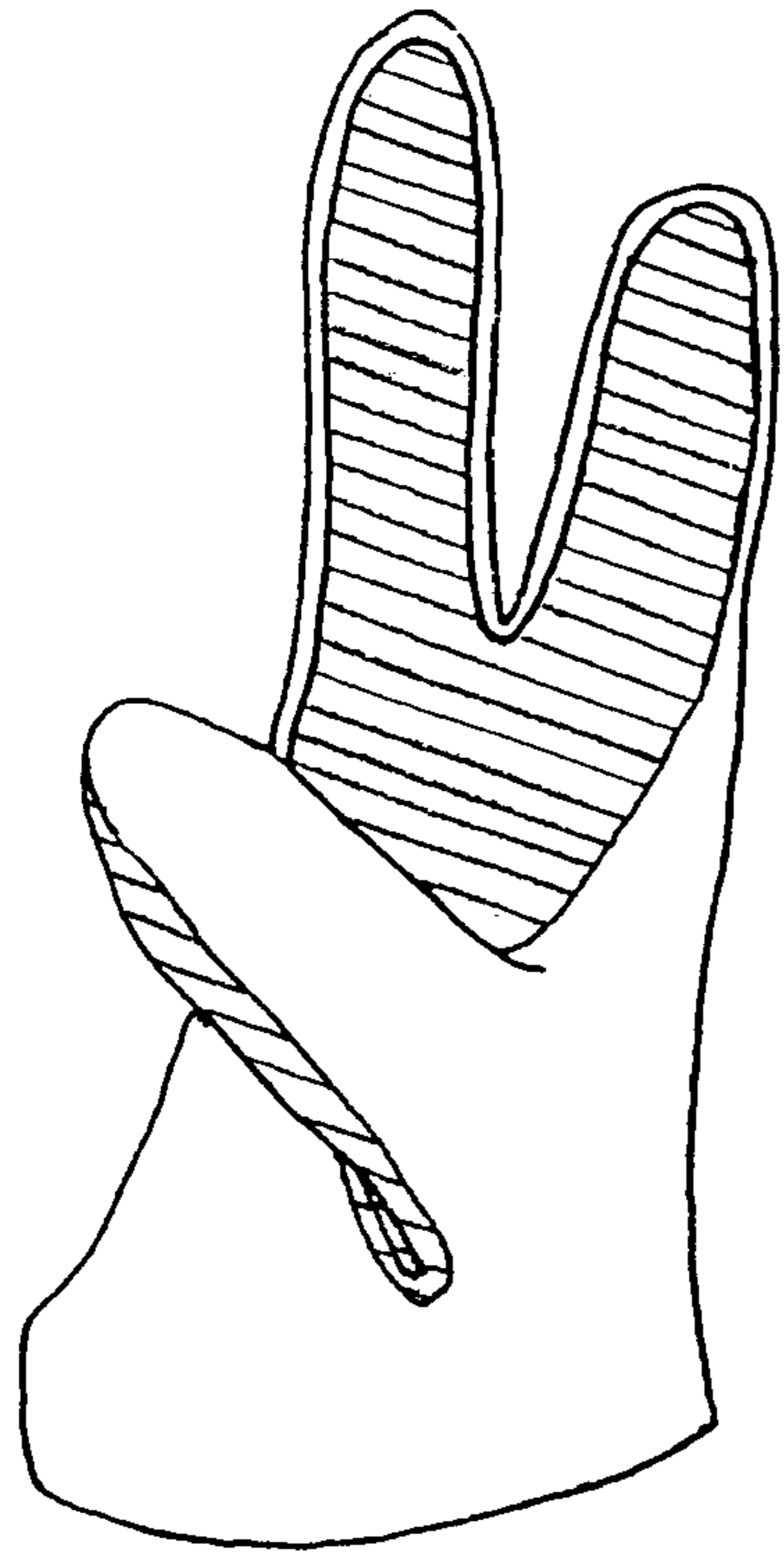


Fig. 4

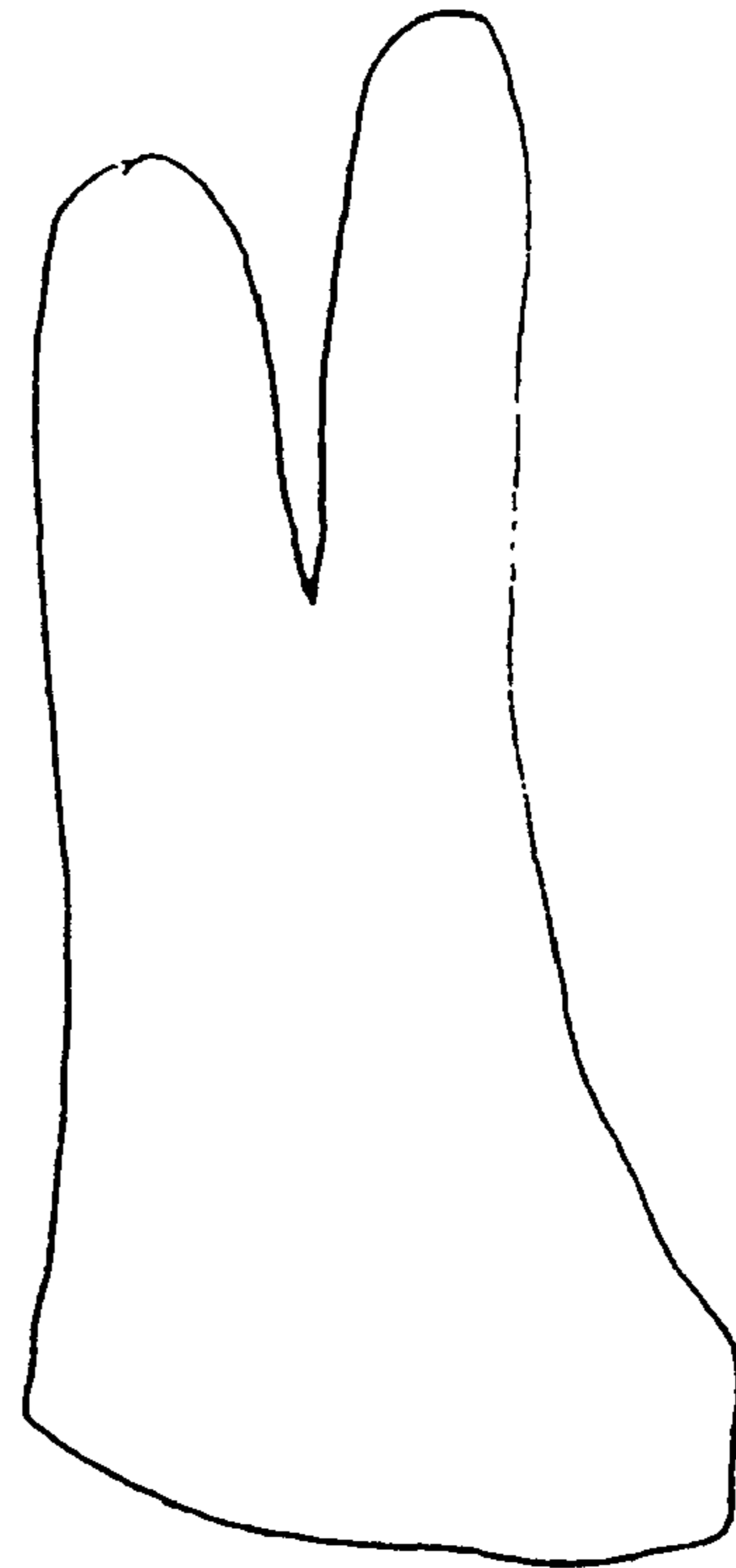


Fig. 5

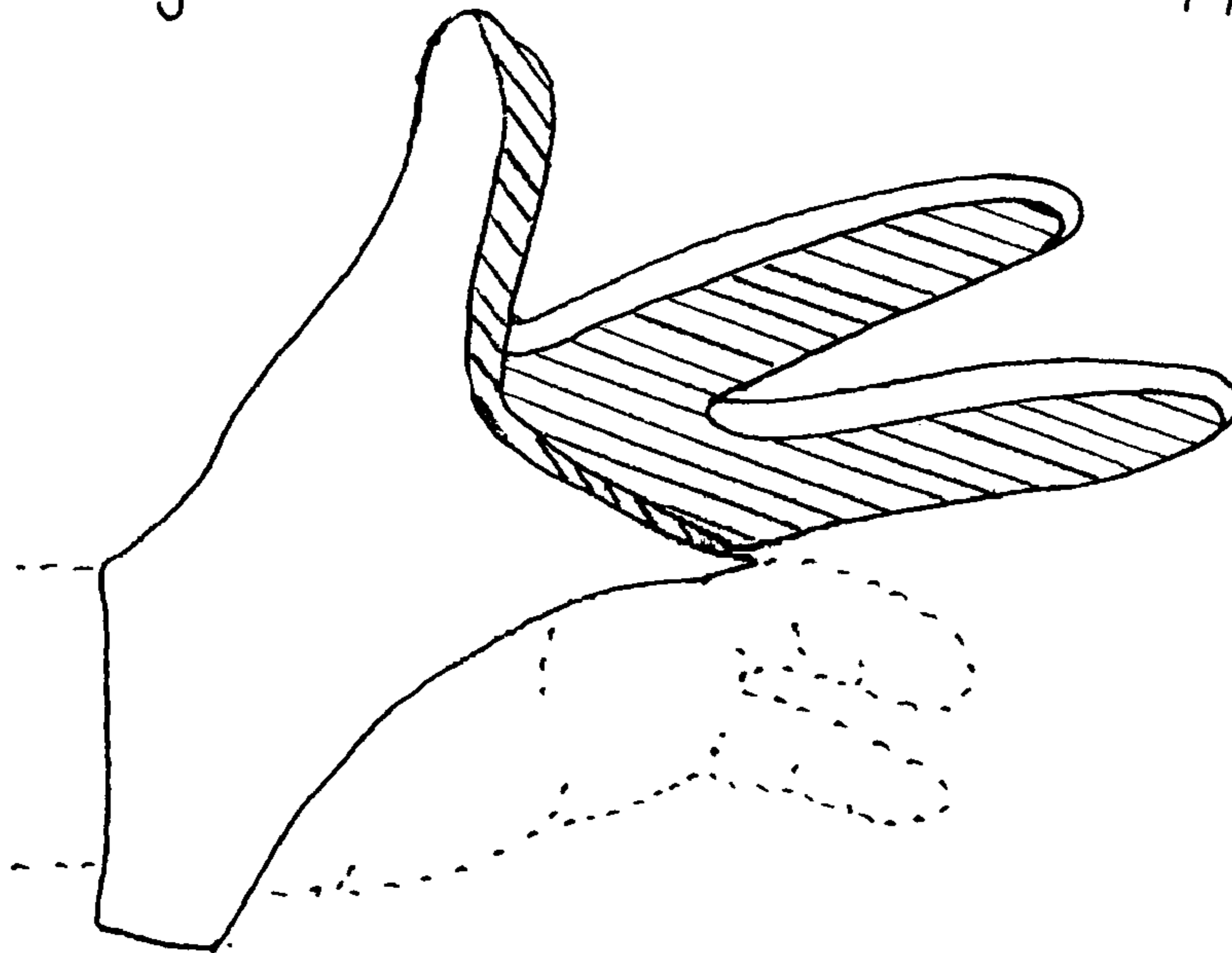


Fig. 6