



US00D524483S

(12) **United States Design Patent**
Bunnell et al.

(10) **Patent No.:** **US D524,483 S**
(45) **Date of Patent:** **** Jul. 4, 2006**

(54) **GUARD BAR**

(75) Inventors: **Jay Bunnell**, Orange, CT (US);
Stephan Fischer, Gevelsberg (DE);
Michael O'Malley, Southport, CT
(US); **Jochen Thoene**, Wuppertal (DE)

(73) Assignee: **Eveready Battery Company, Inc.**, St.
Louis, MO (US)

(**) Term: **14 Years**

(21) Appl. No.: **29/226,965**

(22) Filed: **Apr. 4, 2005**

(51) **LOC (8) Cl.** **28-03**

(52) **U.S. Cl.** **D28/47**

(58) **Field of Classification Search** D28/44,
D28/45-48; 30/32, 34.2, 41, 47, 50, 81, 82,
30/346.5-346.61

See application file for complete search history.

(56) **References Cited**

U.S. PATENT DOCUMENTS

5,092,042 A * 3/1992 Miller et al. 30/81

D402,084 S * 12/1998 Chen et al. D28/47
D424,744 S * 5/2000 Coffin et al. D28/47
6,167,625 B1 * 1/2001 King et al. 30/34.2
6,516,518 B1 * 2/2003 Garraway et al. 30/34.2
2001/0029669 A1 * 10/2001 Ferraro et al. 30/50

* cited by examiner

Primary Examiner—Jennifer Rivard

(74) *Attorney, Agent, or Firm*—Michaud-Duffy Group LLP

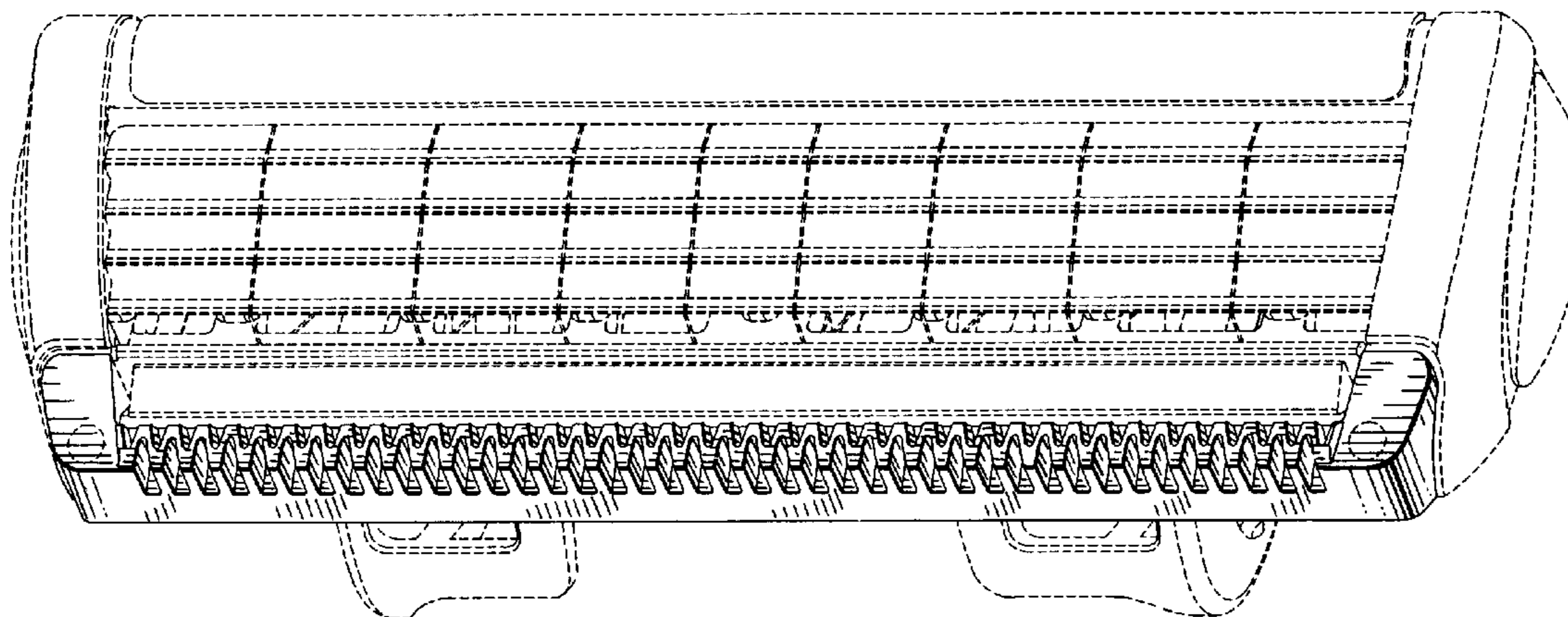
(57) **CLAIM**

We claim the ornamental design for a guard bar, as shown and described.

DESCRIPTION

FIG. 1 is a front perspective view of the guard bar;
FIG. 2 is a top plan view of the guard bar;
FIG. 3 is a front elevation view of the guard bar;
FIG. 4 is a right hand view of the guard bar, the left hand side view of the guard bar is a mirror image thereof; and,
FIG. 5 is a bottom plan view of the guard bar.
The broken lines are shown for illustrative purposes only and form no part of the claimed design.

1 Claim, 4 Drawing Sheets



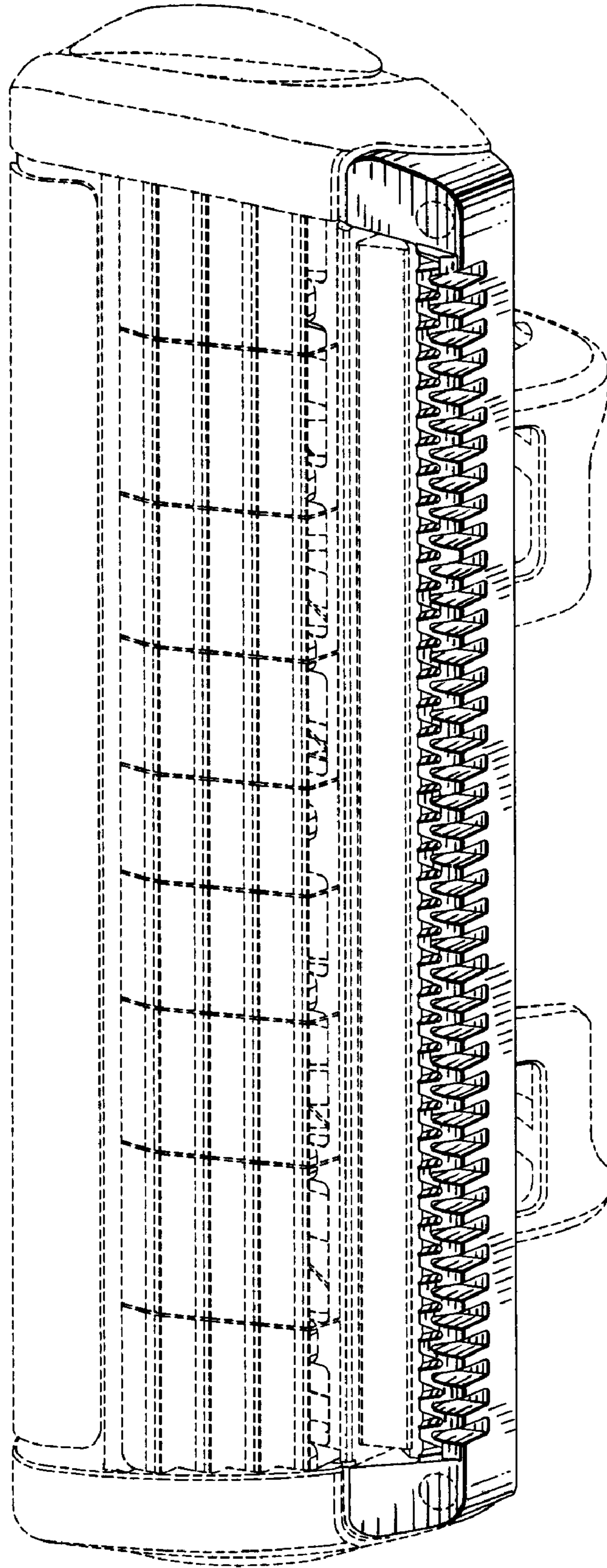


FIG. 1

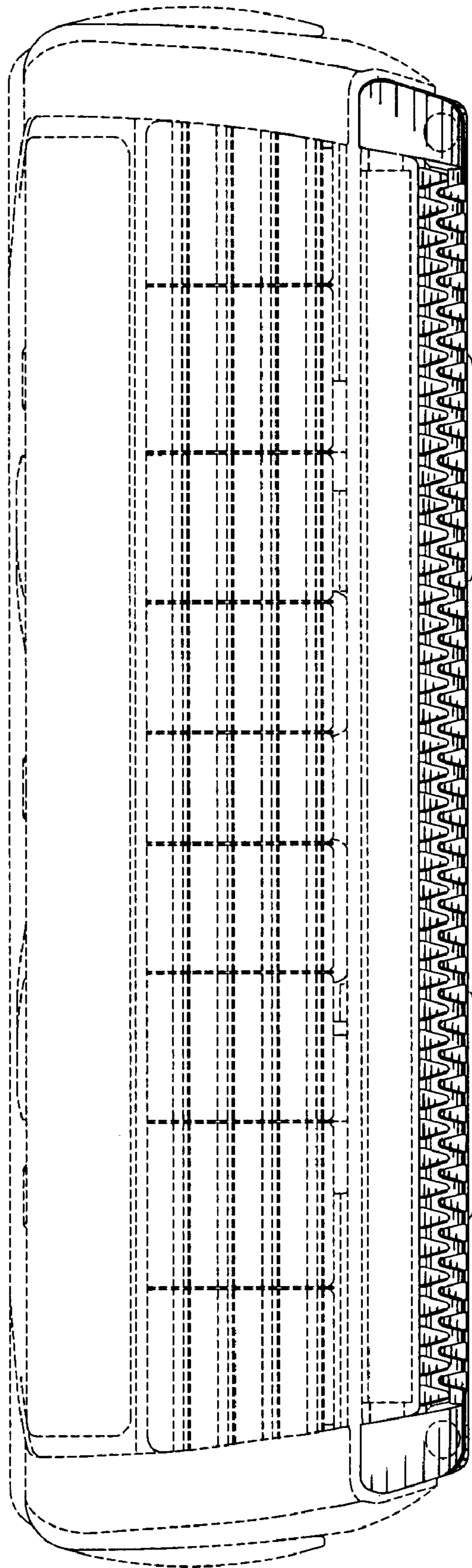


FIG.2

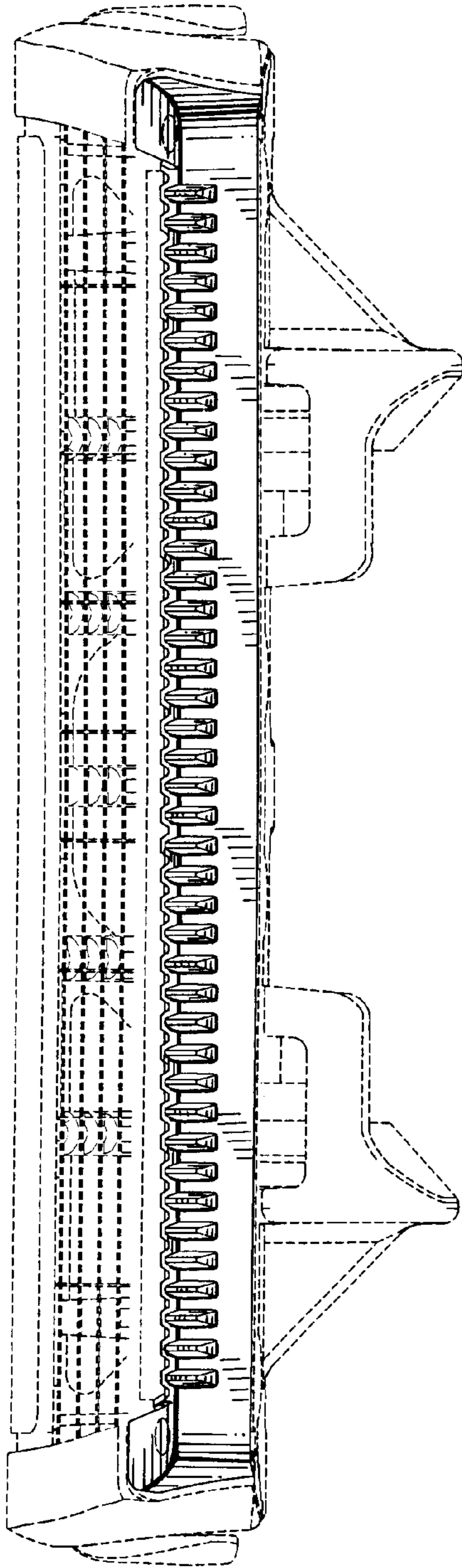


FIG. 3

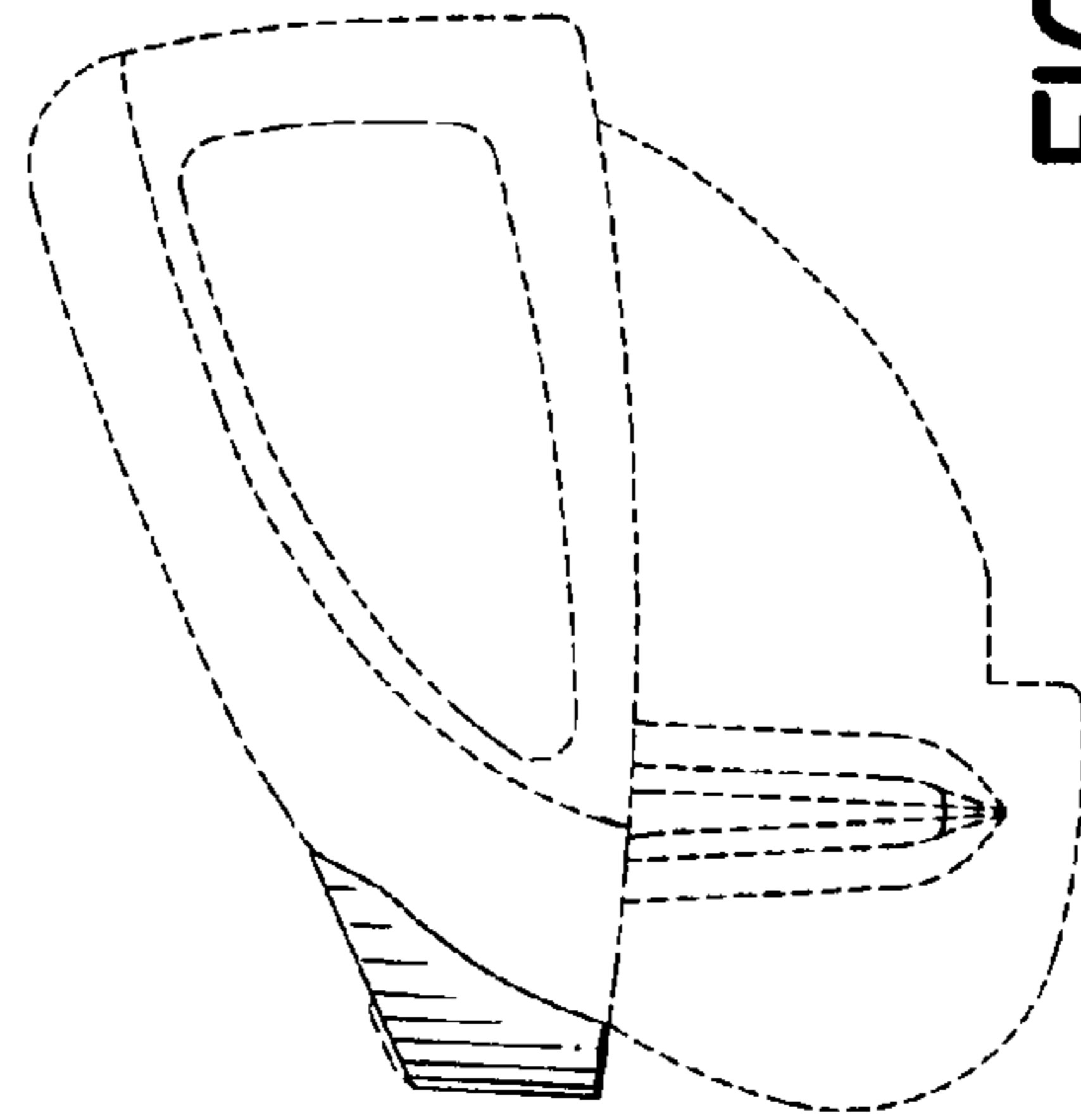


FIG. 4

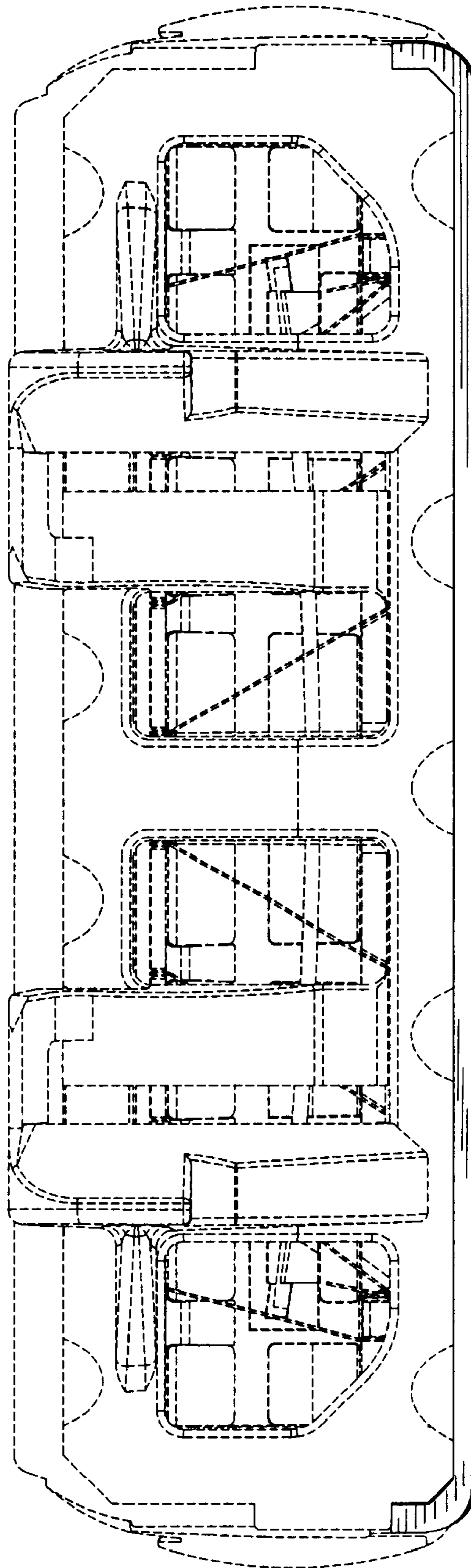


FIG.5