

US00D524482S

(12) **United States Design Patent**  
**Fischer et al.**

(10) **Patent No.:** **US D524,482 S**

(45) **Date of Patent:** **\*\* Jul. 4, 2006**

(54) **GUARD BAR**

(75) Inventors: **Stephan Fischer**, Gevelsberg (DE);  
**Jochen Thoene**, Wuppertal (DE)

(73) Assignee: **Eveready Battery Company, Inc.**, St.  
Louis, MO (US)

(\*\*) Term: **14 Years**

(21) Appl. No.: **29/214,563**

(22) Filed: **Oct. 5, 2004**

(51) **LOC (8) Cl.** ..... **28-03**

(52) **U.S. Cl.** ..... **D28/47**

(58) **Field of Classification Search** ..... D28/44,  
D28/45-48; 30/32, 34.2, 41, 47, 50, 81, 82,  
30/346.57

See application file for complete search history.

(56) **References Cited**

**U.S. PATENT DOCUMENTS**

4,854,043 A \* 8/1989 Chen ..... 30/50  
5,003,694 A \* 4/1991 Chen ..... 30/32

5,191,712 A \* 3/1993 Crook et al. .... 30/34.2  
5,475,923 A \* 12/1995 Ferraro ..... 30/81  
D402,084 S \* 12/1998 Chen et al. .... D28/47  
D424,744 S \* 5/2000 Coffin et al. .... D28/47  
6,655,028 B1 \* 12/2003 Coffin ..... 30/41  
2003/0217470 A1 \* 11/2003 Follo et al. .... 30/81

\* cited by examiner

*Primary Examiner*—Jennifer Rivard

(74) *Attorney, Agent, or Firm*—Michaud-Duffy Group LLP


(57) **CLAIM**

The ornamental design for the guard bar, as shown and described.

**DESCRIPTION**

FIG. 1 is a front perspective view of the guard bar,  
FIG. 2 is a rear view of the guard bar,  
FIG. 3 is a top view of the guard bar,  
FIG. 4 is a front view of the guard bar,  
FIG. 5 is a bottom view of the guard bar,  
FIG. 6 is a left hand side view of the guard bar; and,  
FIG. 7 is a right hand side view of the guard bar.

**1 Claim, 1 Drawing Sheet**



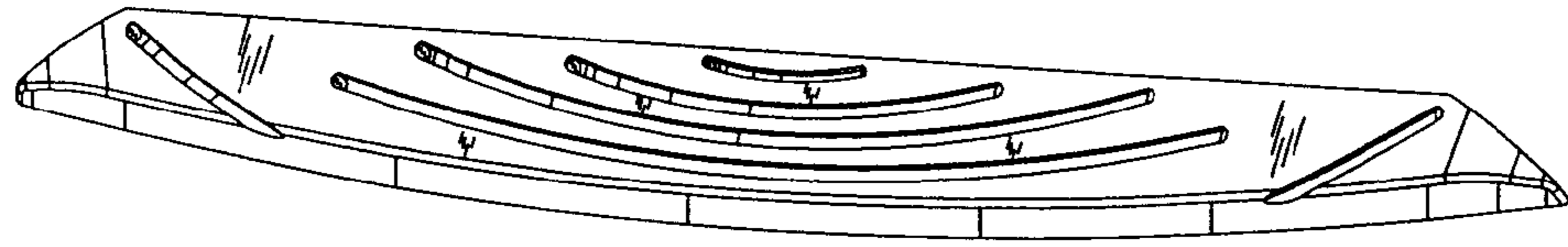


FIG. 1

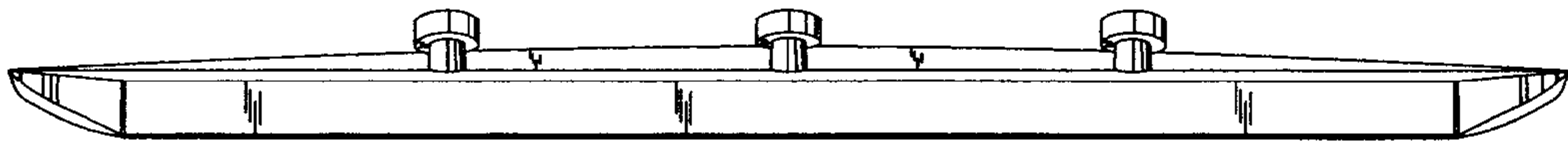


FIG. 2

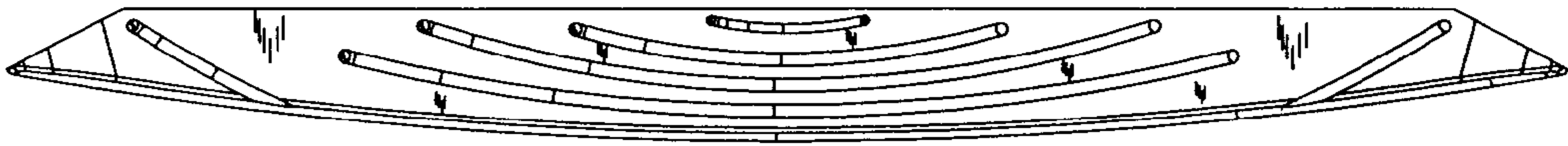


FIG. 3

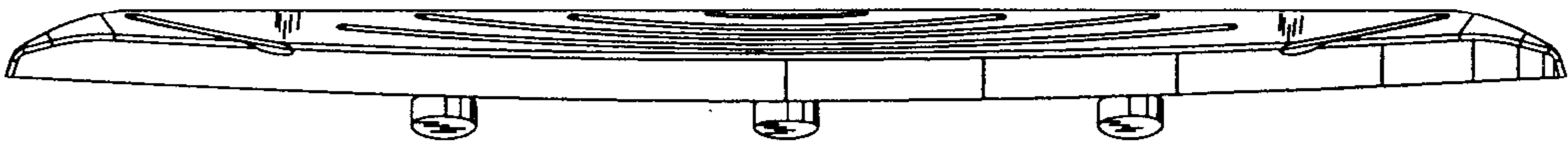


FIG. 4

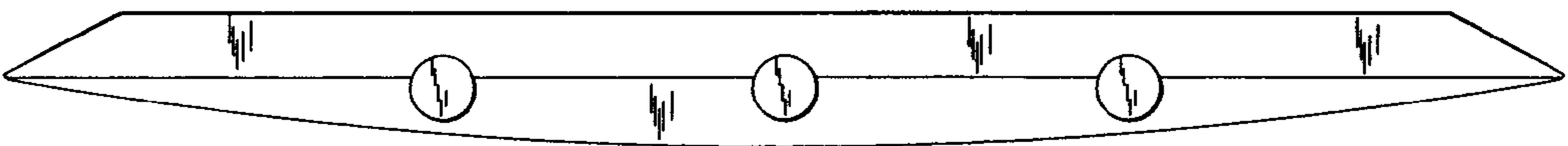


FIG. 5



FIG. 6

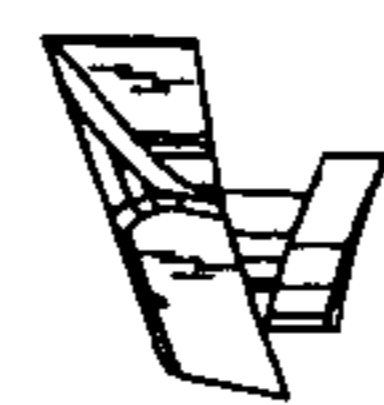


FIG. 7