



US00D524473S

(12) **United States Design Patent**
Burns

(10) **Patent No.:** **US D524,473 S**

(45) **Date of Patent:** **** Jul. 4, 2006**

(54) **CEILING FAN LIGHT KIT**

(75) Inventor: **James P. Burns**, Memphis, TN (US)

(73) Assignee: **Hunter Fan Company**, Memphis, TN (US)

(**) Term: **14 Years**

(21) Appl. No.: **29/234,489**

(22) Filed: **Jul. 18, 2005**

(51) **LOC (8) Cl.** **26-05**

(52) **U.S. Cl.** **D26/59**

(58) **Field of Classification Search** D26/59,
D26/51, 72, 80-86; D23/411, 377, 379, 385;
416/5; 362/96

See application file for complete search history.

(56) **References Cited**

U.S. PATENT DOCUMENTS

D50,160 S	*	1/1917	Barrows	D26/84
D72,714 S	*	5/1927	Lipschutz	D26/87
D418,914 S	*	1/2000	Zuege	D23/411
D449,396 S		10/2001	Campbell		
D450,832 S		11/2001	Gajewski		
D480,472 S		10/2003	Hsieh		
D483,855 S		12/2003	Stauffer		
D504,972 S	*	5/2005	Pan	D26/59
D505,722 S	*	5/2005	Burns	D23/411

OTHER PUBLICATIONS

Hunter 2001 Ceiling Fan Selection & Special Order Guide (The Avignon, The Jamestown).

Casablanca Fan Company 2001 Product Catalog p. 21, (19th Century), p. 23, (Nouvelle), and p. 33 (Delta), p. 37 (Palisades), p. 52 (Victorian), and p. 54 (Commodore Vanderbilt). Hunter Fan Company 2002 Brochure, Channelle Light Fixtures, Covent Garden, and Hampshire.

Sonica Catalog p. 38 and 39 (Light Kits and Fitters), p. 40, 41, 42, 43, and 44 (Glass and Center Shades).

* cited by examiner

Primary Examiner—Lisa Lichtenstein

(74) *Attorney, Agent, or Firm*—Baker Donelson

(57) **CLAIM**

The ornamental design for a ceiling fan light kit, as shown and described.

DESCRIPTION

FIG. 1 is a perspective view of a ceiling fan light kit showing my new design.

FIG. 2 is a front view thereof.

FIG. 3 is a rear view thereof.

FIG. 4 is a right side view thereof, the left side view being a mirror image thereof.

FIG. 5 is a top view thereof; and,

FIG. 6 is a bottom view thereof.

1 Claim, 3 Drawing Sheets




Fig. 1




Fig. 2




Fig. 3




Fig. 4

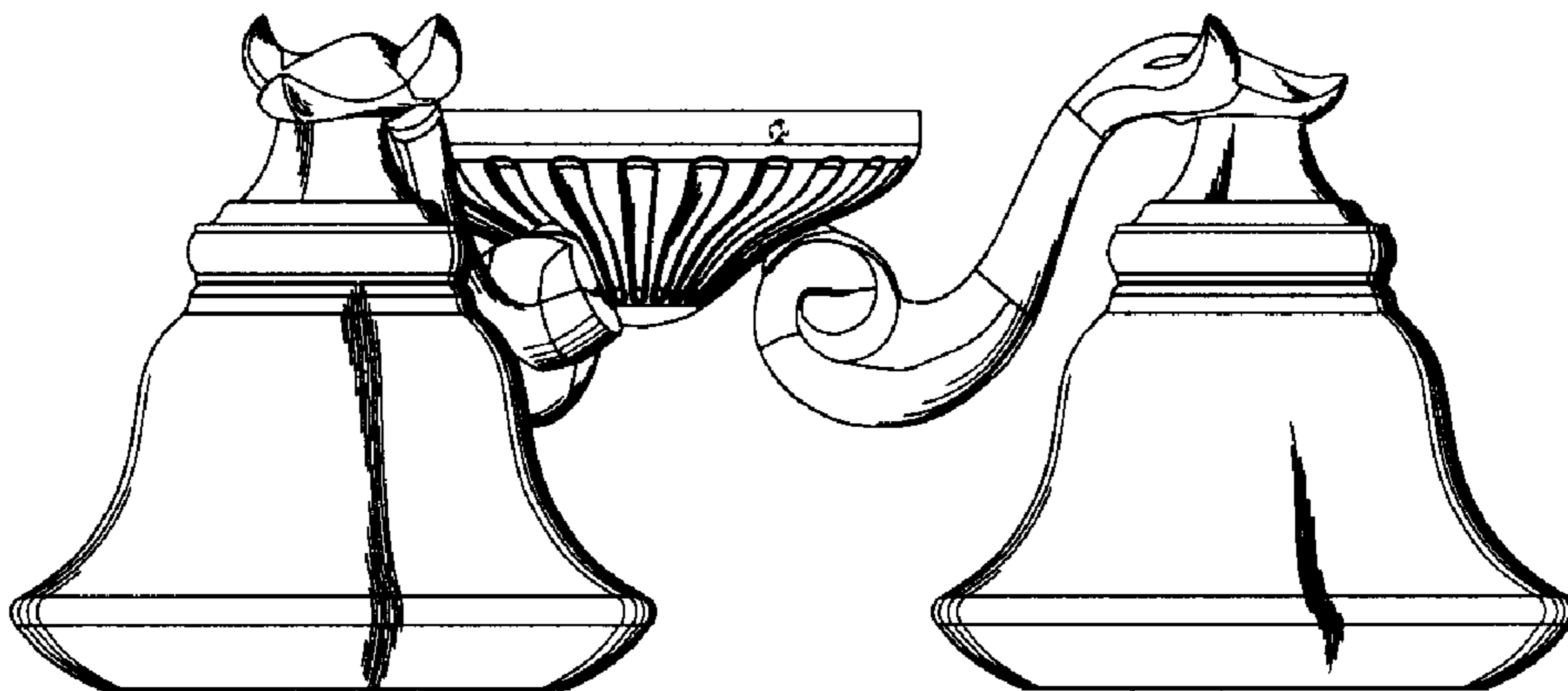


Fig. 6




Fig. 5

