

US00D524450S

(12) **United States Design Patent**
Miller

(10) **Patent No.:** **US D524,450 S**
(45) **Date of Patent:** **** Jul. 4, 2006**

(54) **ROAD SYSTEM**

(76) Inventor: **N. Craig Miller**, 8676 Vista Del Boca Dr., Boca Raton, FL (US) 33433

(**) Term: **14 Years**

(21) Appl. No.: **29/206,091**

(22) Filed: **May 26, 2004**

Related U.S. Application Data

(63) Continuation-in-part of application No. 29/174,941, filed on Jan. 27, 2003, now Pat. No. Des. 498,537, and a continuation-in-part of application No. 29/143,524, filed on Jun. 15, 2001, now Pat. No. Des. 472,646, which is a continuation-in-part of application No. 29/137,857, filed on Apr. 27, 2000, now Pat. No. Des. 451,203.

(51) **LOC (8) Cl.** **25-03**

(52) **U.S. Cl.** **D25/1**

(58) **Field of Classification Search** D25/1;
404/1; 340/933, 928

See application file for complete search history.

(56) **References Cited**

U.S. PATENT DOCUMENTS

3,107,590 A * 10/1963 Cedeno 404/1

5,154,533 A * 10/1992 Baldea 404/1
D428,998 S * 8/2000 Miller D25/1
D486,237 S * 2/2004 Henry D25/1

* cited by examiner

Primary Examiner—Doris Clark

(74) *Attorney, Agent, or Firm*—Frank J. Benasutti

(57) **CLAIM**

I claim the ornamental design of a road system, as shown and described.

DESCRIPTION

FIG. 1 is a perspective view of a road system showing my new design;

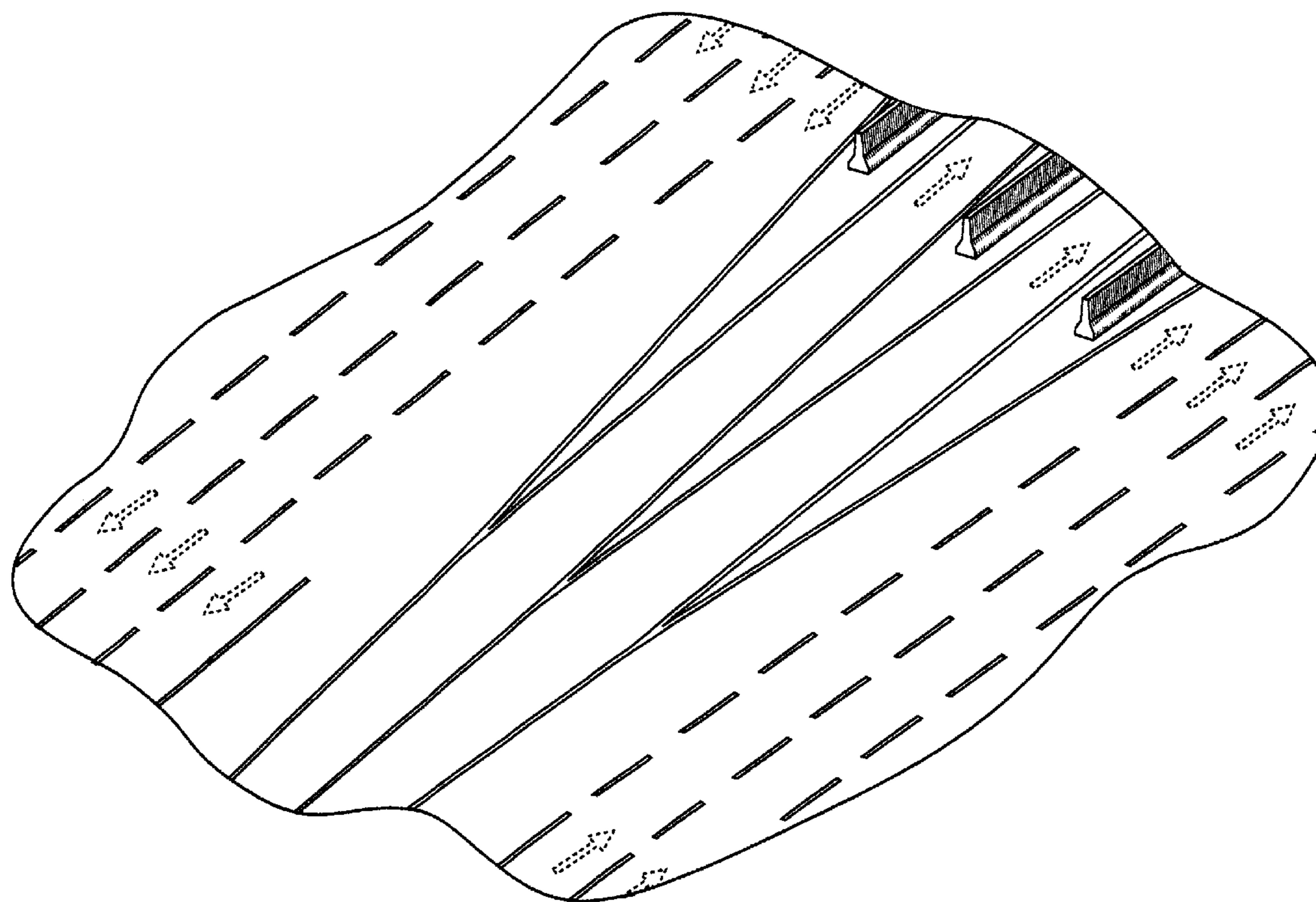
FIG. 2 is a perspective view of a second embodiment of a road system; and,

FIG. 3 is a perspective view of a third embodiment of a road system.

The road system is shown fragmented throughout the views to indicate that the pattern is repetitive as illustrated in the drawings.

The broken lines are for illustrative purposes only and form no part of the claimed design.

1 Claim, 3 Drawing Sheets



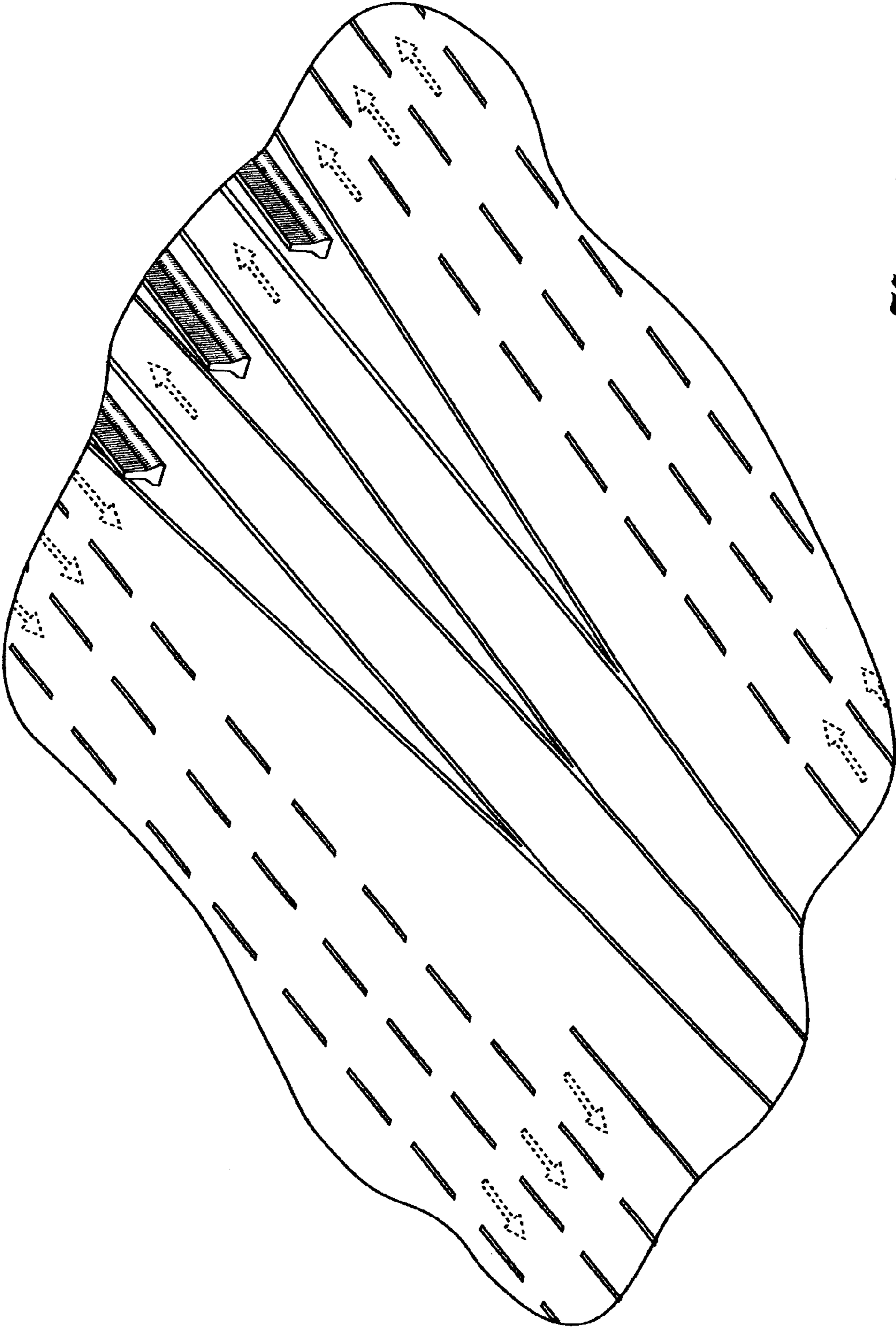


Fig. 1

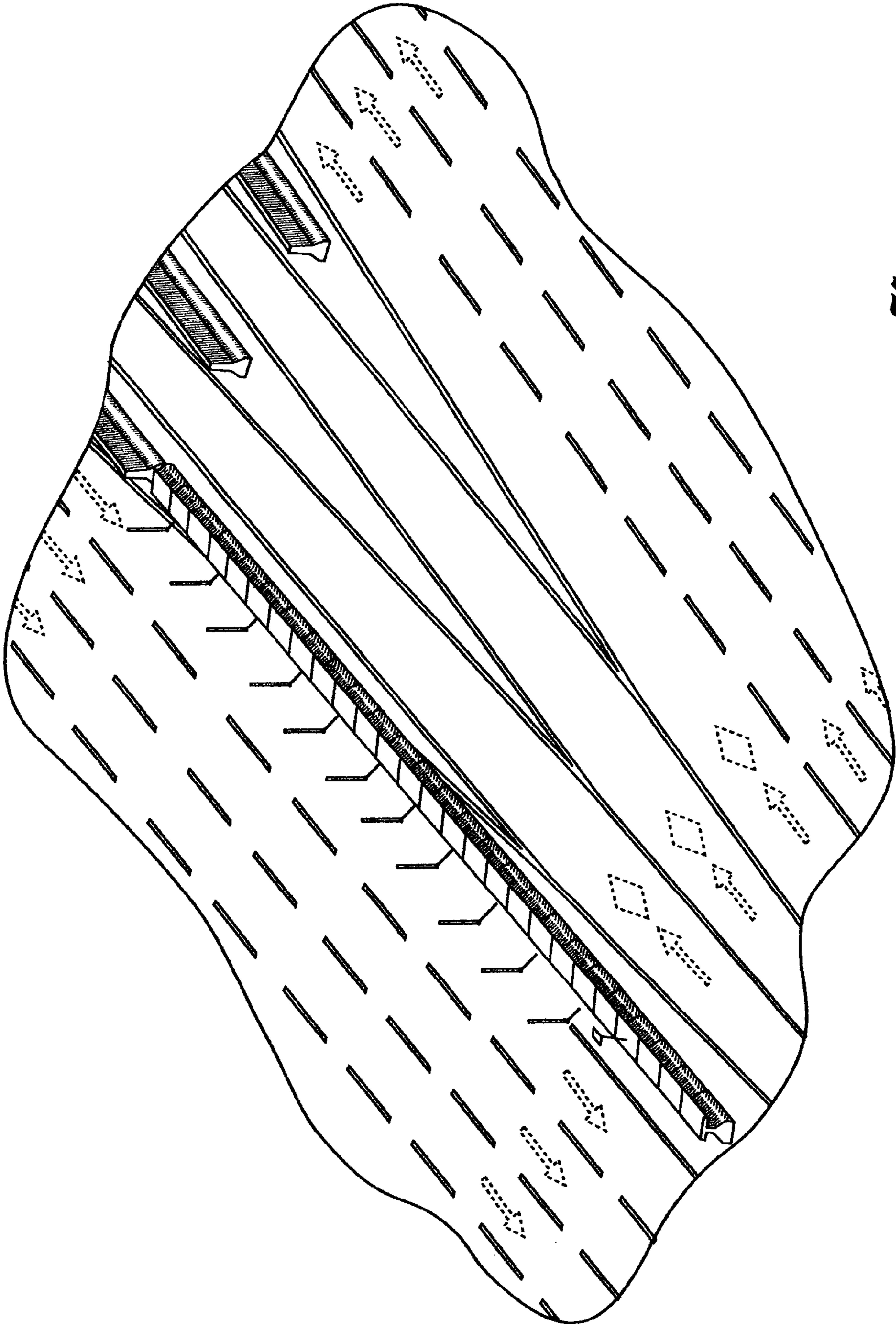


Fig. 2

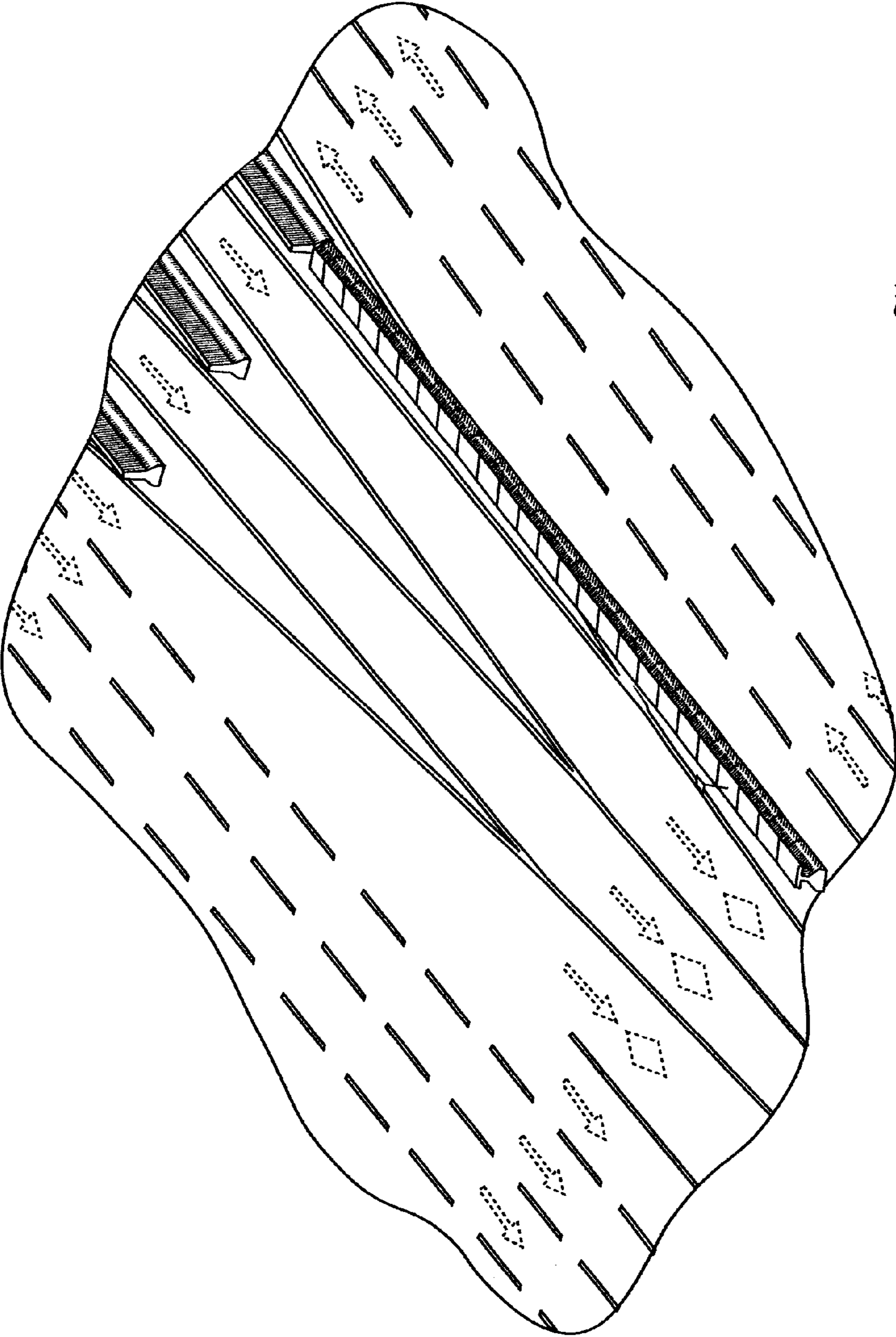


Fig. 3