



US00D524445S

(12) **United States Design Patent**
Liang

(10) **Patent No.:** **US D524,445 S**

(45) **Date of Patent:** **** Jul. 4, 2006**

(54) **HANDHELD MASSAGE SCRAPING TOOL**

D417,281 S * 11/1999 East D24/200
6,077,239 A * 6/2000 Lin 601/137
6,887,211 B1 * 5/2005 Sevier et al. 601/135

(76) Inventor: **Ya-Ting Liang**, 2F, No. 24, Lane 37,
Chungching S. Rd., Taya Hsiang,
Taichung Hsien (TW)

* cited by examiner

(**) Term: **14 Years**

Primary Examiner—Ian Simmons

Assistant Examiner—Christopher Lee

(21) Appl. No.: **29/206,445**

(74) *Attorney, Agent, or Firm*—Rosenberg, Klein & Lee

(22) Filed: **Jun. 1, 2004**

(57) **CLAIM**

(51) **LOC (8) Cl.** **28-03**

The ornamental design for a handheld massage scraping tool, as shown.

(52) **U.S. Cl.** **D24/214; D24/211**

DESCRIPTION

(58) **Field of Classification Search** D24/200,
D24/211, 212, 214, 146, 147, 133; 601/137,
601/134, 135, 136

FIG. 1 is a perspective view of a handheld massage scraping tool, showing my new design;

See application file for complete search history.

FIG. 2 is a front elevational view thereof;

FIG. 3 is a rear elevational view thereof;

(56) **References Cited**

U.S. PATENT DOCUMENTS

D248,666 S * 7/1978 Grube D24/211
4,590,926 A * 5/1986 Courtin 601/137
5,285,774 A * 2/1994 Stachurski 601/137
D413,985 S * 9/1999 Martin et al. D24/211

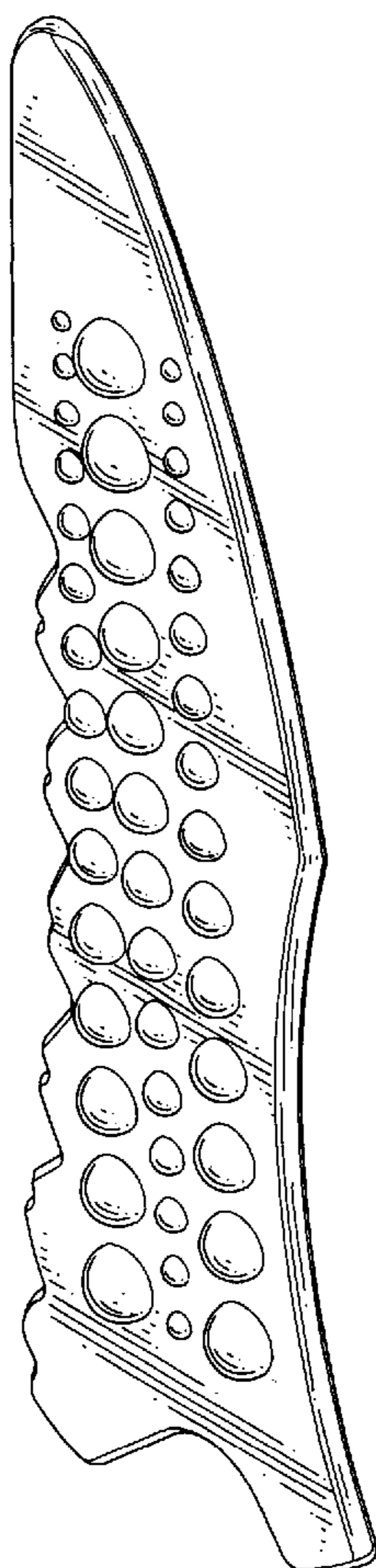
FIG. 4 is a left side elevational view thereof;

FIG. 5 is a right side elevational view thereof;

FIG. 6 is a top plan view thereof; and,

FIG. 7 is a bottom plan view thereof.

1 Claim, 4 Drawing Sheets



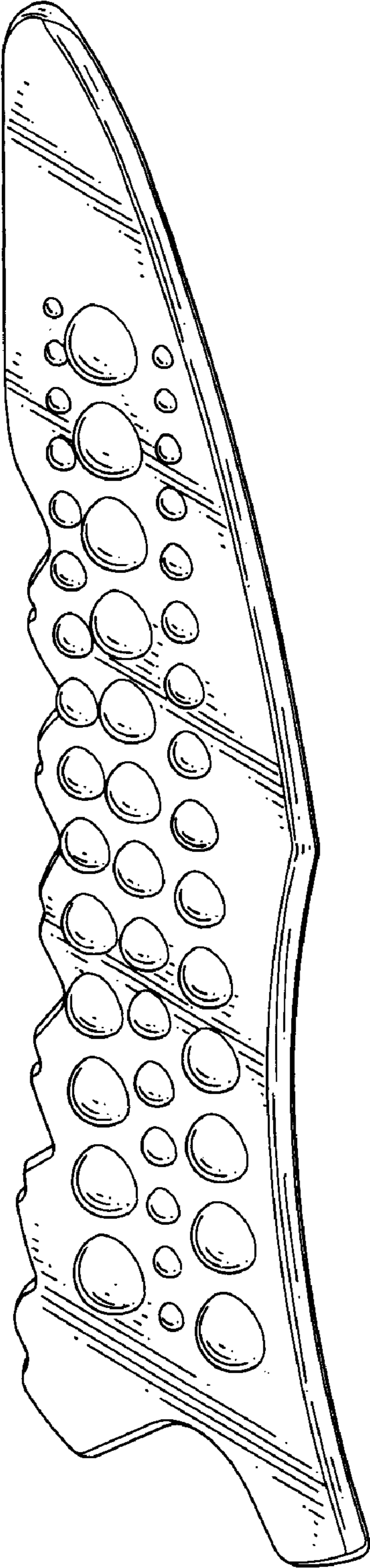


FIG.1

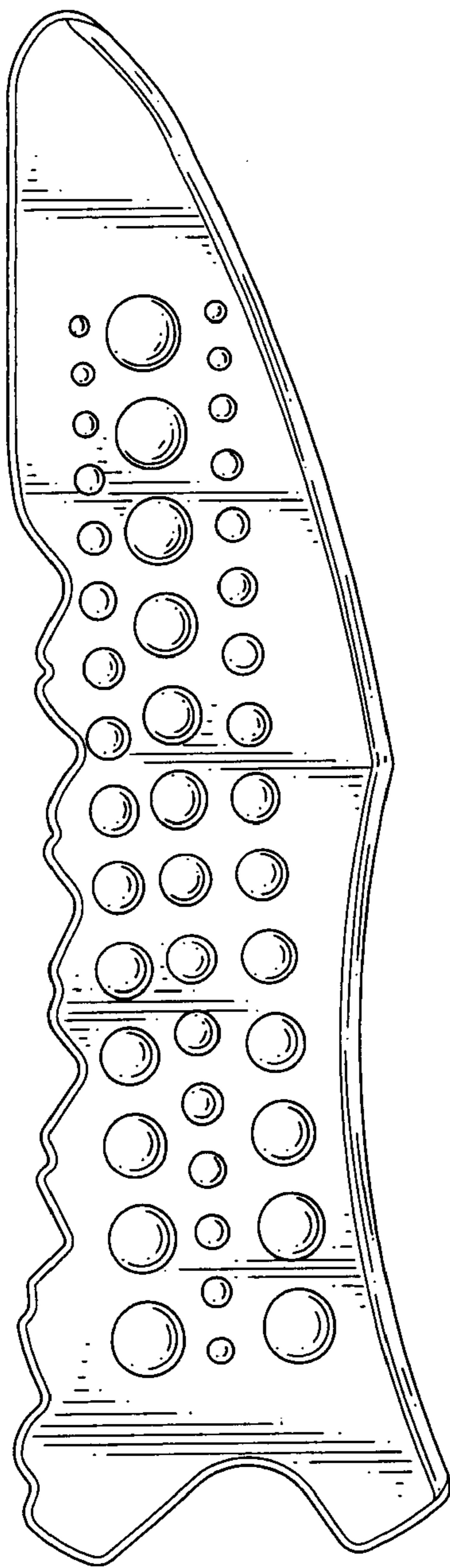


FIG. 2

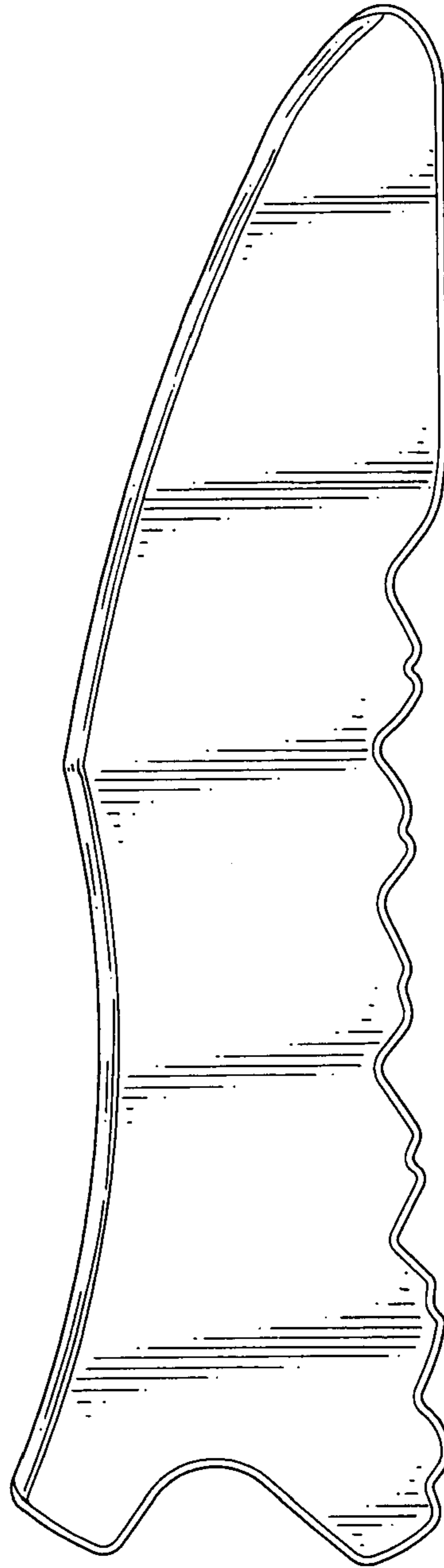


FIG. 3



FIG. 4



FIG. 5



FIG. 6



FIG. 7