

US00D524419S

(12) **United States Design Patent**
Lord

(10) **Patent No.:** **US D524,419 S**
(45) **Date of Patent:** **** Jul. 4, 2006**

(54) **FAUCET ESCUTCHEON**

D404,466 S * 1/1999 Lord D23/239
D426,874 S * 6/2000 Warshawsky et al. D23/308

(75) Inventor: **Judd Lord**, Carmel, IN (US)

* cited by examiner

(73) Assignee: **Masco Corporation of Indiana**,
Indianapolis, IN (US)

Primary Examiner—Louis S. Zarfes

Assistant Examiner—Gregory Andoll

(**) Term: **14 Years**

(74) *Attorney, Agent, or Firm*—Kwadjo Adusei-Poku;
Lloyd D. Doigan

(21) Appl. No.: **29/222,775**

(57) **CLAIM**

(22) Filed: **Feb. 3, 2005**

The ornamental design for a faucet escutcheon, as shown
and described.

(51) **LOC (8) Cl.** **23-01**

(52) **U.S. Cl.** **D23/249**

(58) **Field of Classification Search** D23/238–257;
4/675–678; 137/801

DESCRIPTION

See application file for complete search history.

FIG. 1 is a front perspective view of a faucet escutcheon
showing my design;

FIG. 2 is a top plan view thereof;

FIG. 3 is a front elevational view thereof;

FIG. 4 is a rear elevational view thereof; and,

FIG. 5 is a right side elevational view, the left side eleva-
tional view being a mirror image thereof.

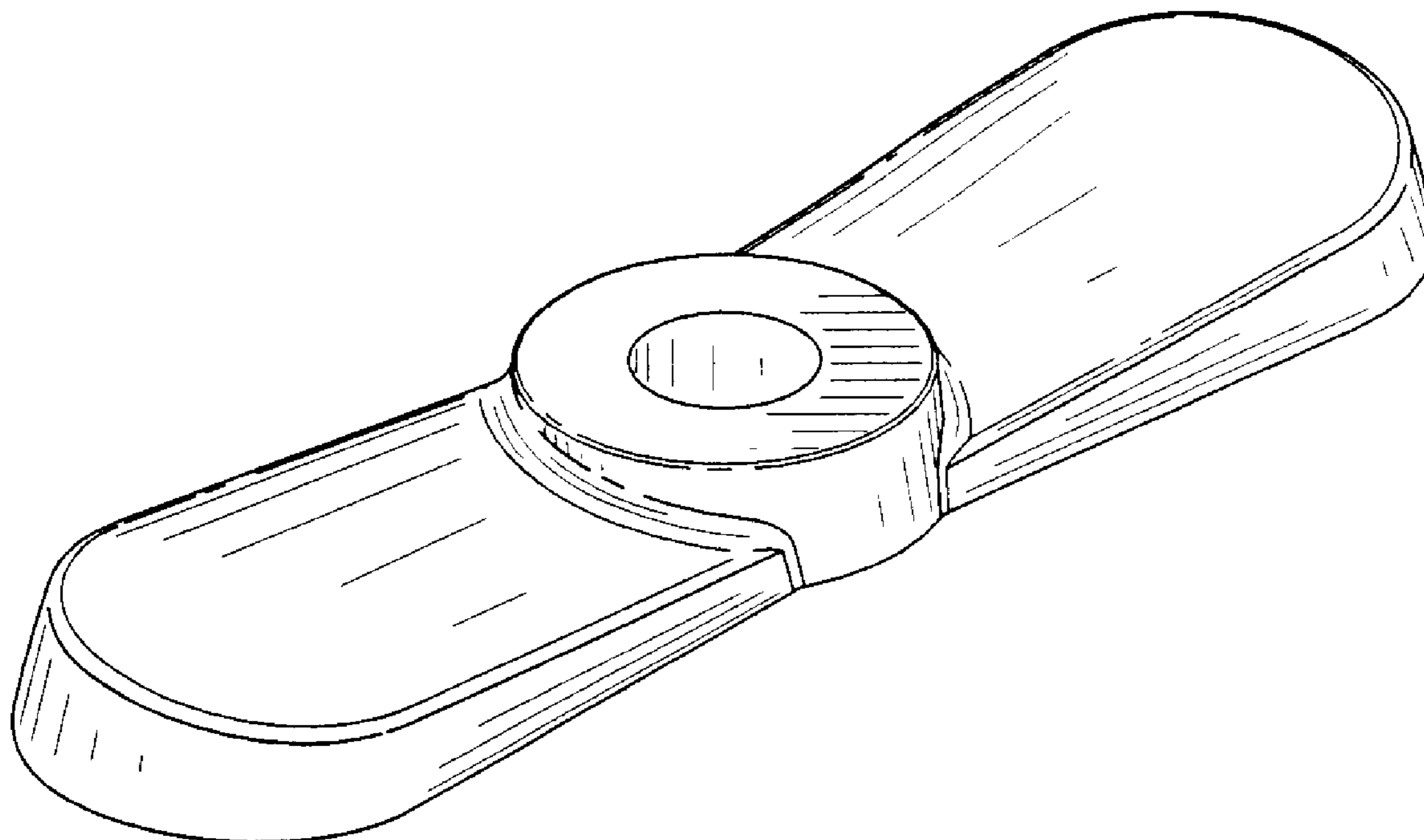
(56) **References Cited**

U.S. PATENT DOCUMENTS

D288,836 S * 3/1987 Yost D23/241

D329,083 S * 9/1992 Dannenberg D23/238

1 Claim, 5 Drawing Sheets



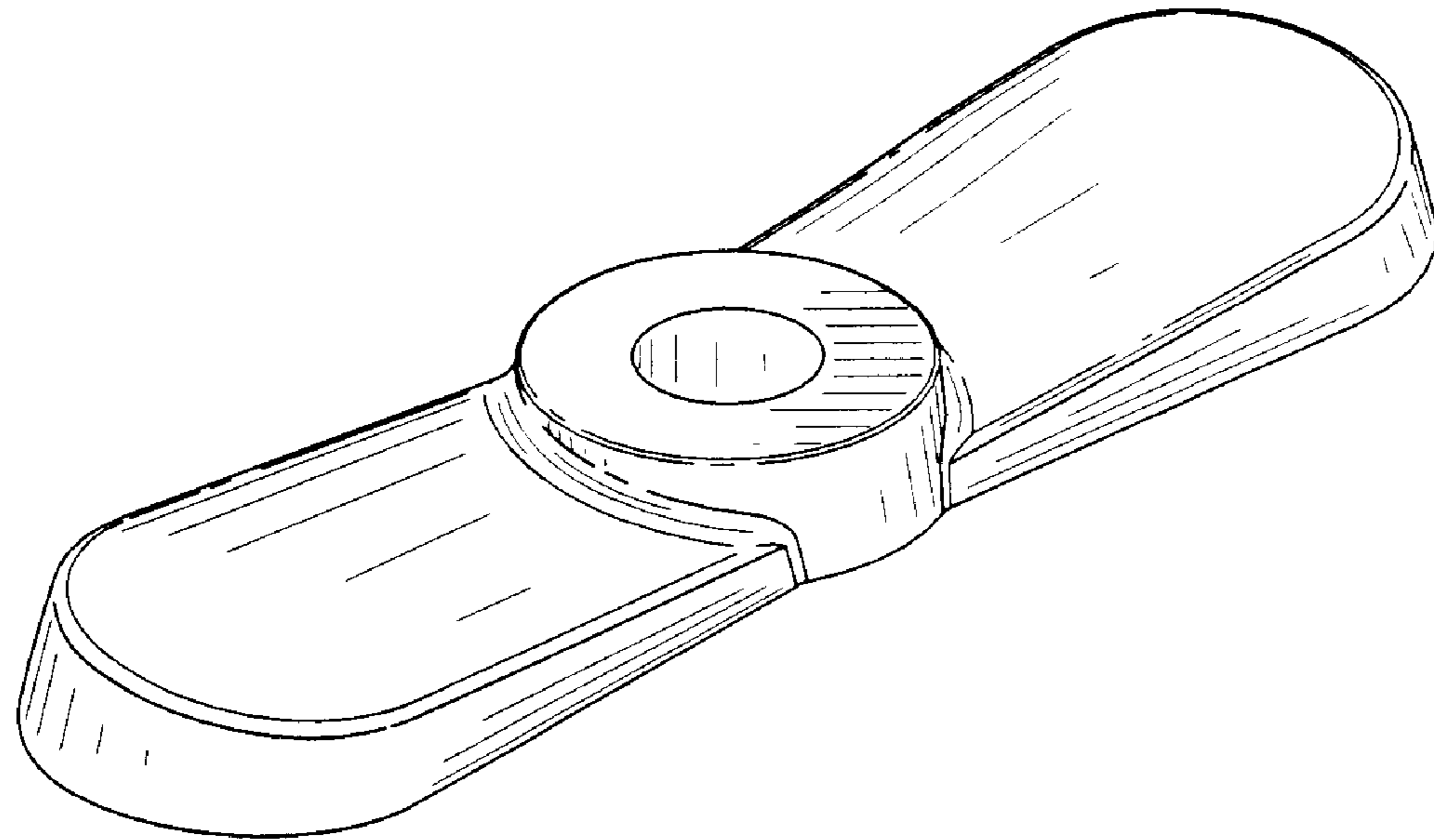


FIG. 1

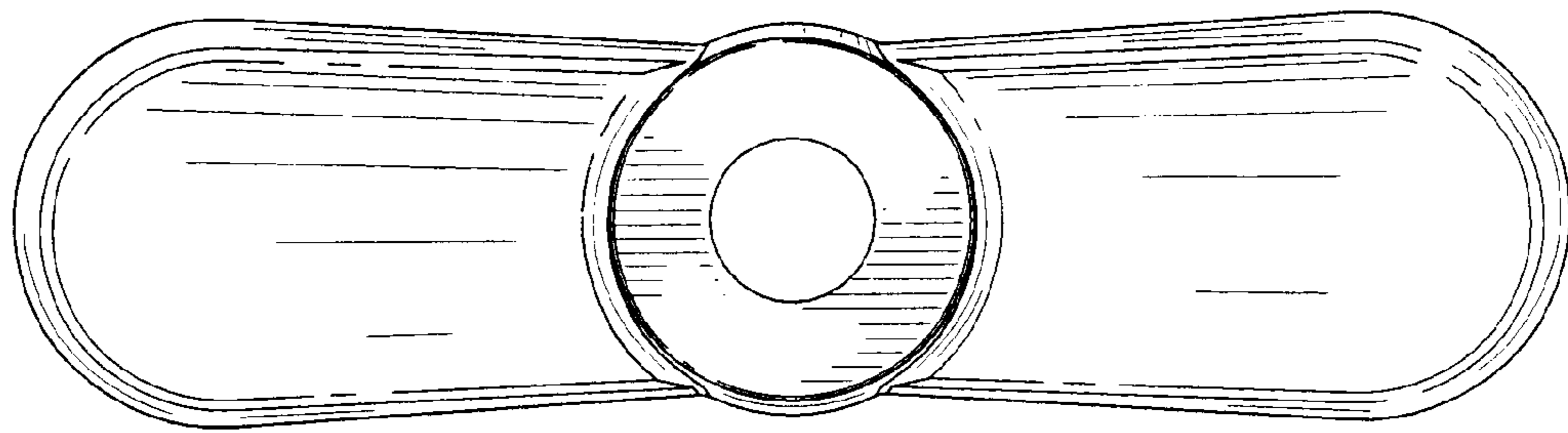


FIG. 2




FIG. 3




FIG. 4

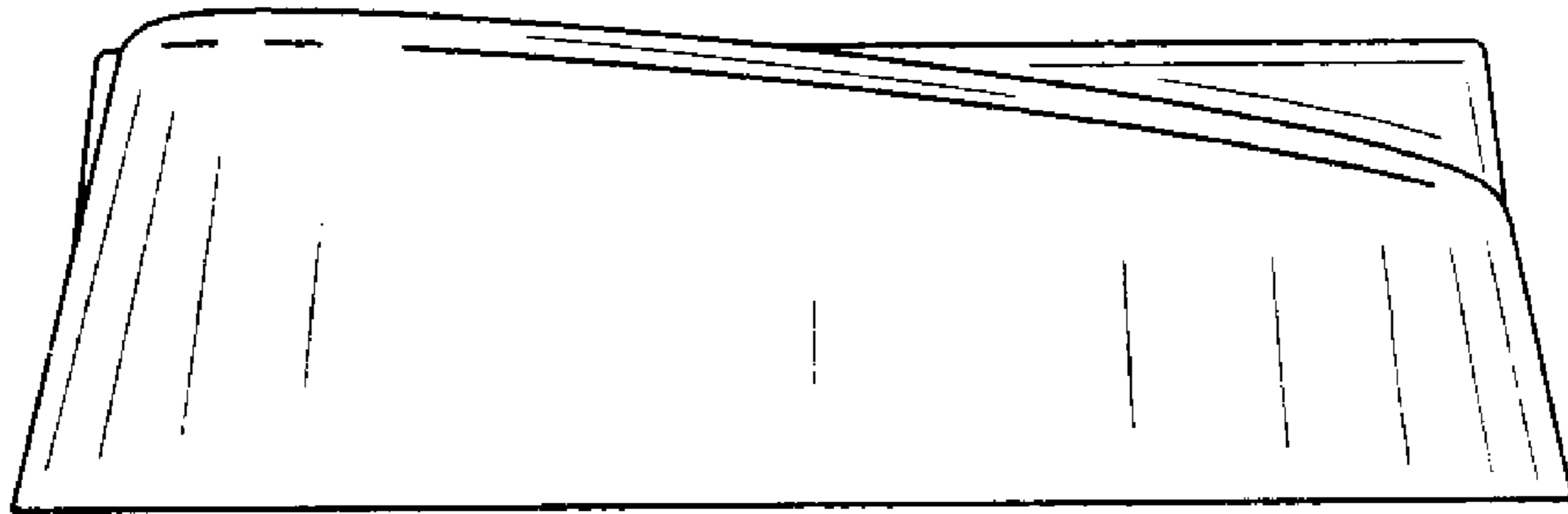


FIG. 5