



US00D524385S

(12) United States Design Patent
Webb

(10) Patent No.: US D524,385 S
(45) Date of Patent: ** Jul. 4, 2006

(54) INFLATABLE EXERCISE APPARATUS

(75) Inventor: **Nicholas J. Webb**, Redding, CA (US)

(73) Assignee: **Turbo Fitness Products LLC**,
Redding, CA (US)

(**) Term: **14 Years**

(21) Appl. No.: **29/214,976**

(22) Filed: **Oct. 12, 2004**

(51) **LOC (8) Cl.** **21-02**

(52) **U.S. Cl.** **D21/687**

(58) **Field of Classification Search** D21/662,
D21/678, 686-687, 690, 695, 803; D6/348;
482/140, 142

See application file for complete search history.

(56) References Cited

U.S. PATENT DOCUMENTS

D245,132 S	*	7/1977	Gale, Jr.	D6/348
4,109,960 A	*	8/1978	Stinchfield	297/271.5
4,210,322 A		7/1980	Pritchard	272/109
4,367,870 A		1/1983	Birch	272/144

(Continued)

OTHER PUBLICATIONS

Rocker, CR-0400, which was sent in by the applicant but not cited on the IDS, is cited here. Downloaded Oct. 26, 2005 from www.beanbagsuperstore.com/cr-0400quick.html.*

"Video Rockers™ LLC"; Internet Advertisement; downloaded Oct. 12, 2004; <http://www.videorocker.com/html/videoRockers.psp>.

"Gym Roll™"; Internet Advtisement; Shape up Shop Ideal Fitness, Inc.; downloaded Oct. 12, 2004; http://www.shapeupshop.com/bands_balls_tubes_bars/gym_roll.htm.

(Continued)

Primary Examiner—Philip S. Hyder

Assistant Examiner—RoseLynne Ulm

(74) *Attorney, Agent, or Firm*—Gordon & Jacobson, P.C.

(57) CLAIM

The ornamental design for an inflatable exercise apparatus, as shown and described.

DESCRIPTION

FIG. 1 is a front perspective view of an inflatable exercise apparatus in accordance with the present invention, shown with an optional inflatable rear wedge section outlined in a broken line;

FIG. 2 is a top view of the inflatable exercise apparatus of FIG. 1;

FIG. 3 is a right side view of the inflatable exercise apparatus of FIG. 1, shown with an optional inflatable rear wedge section outlined in a broken line; the left side being a mirror image;

FIG. 4 is a front view of the inflatable exercise apparatus of FIG. 1;

FIG. 5 is a rear view of the inflatable exercise apparatus of FIG. 1, shown without the optional rear wedge section positioned adjacent the rear of the apparatus;

FIG. 6 is a bottom view of the inflatable exercise apparatus of FIG. 1.

FIG. 7 is a front perspective view of another embodiment of an inflatable exercise apparatus in accordance with the present invention, shown with an optional inflatable rear wedge section outlined in a broken line;

FIG. 8 is a top view of the inflatable exercise apparatus of FIG. 7;

FIG. 9 is a right side view of the inflatable exercise apparatus of FIG. 7, shown with an optional inflatable rear wedge section outlined in a broken line; the left side being a mirror image;

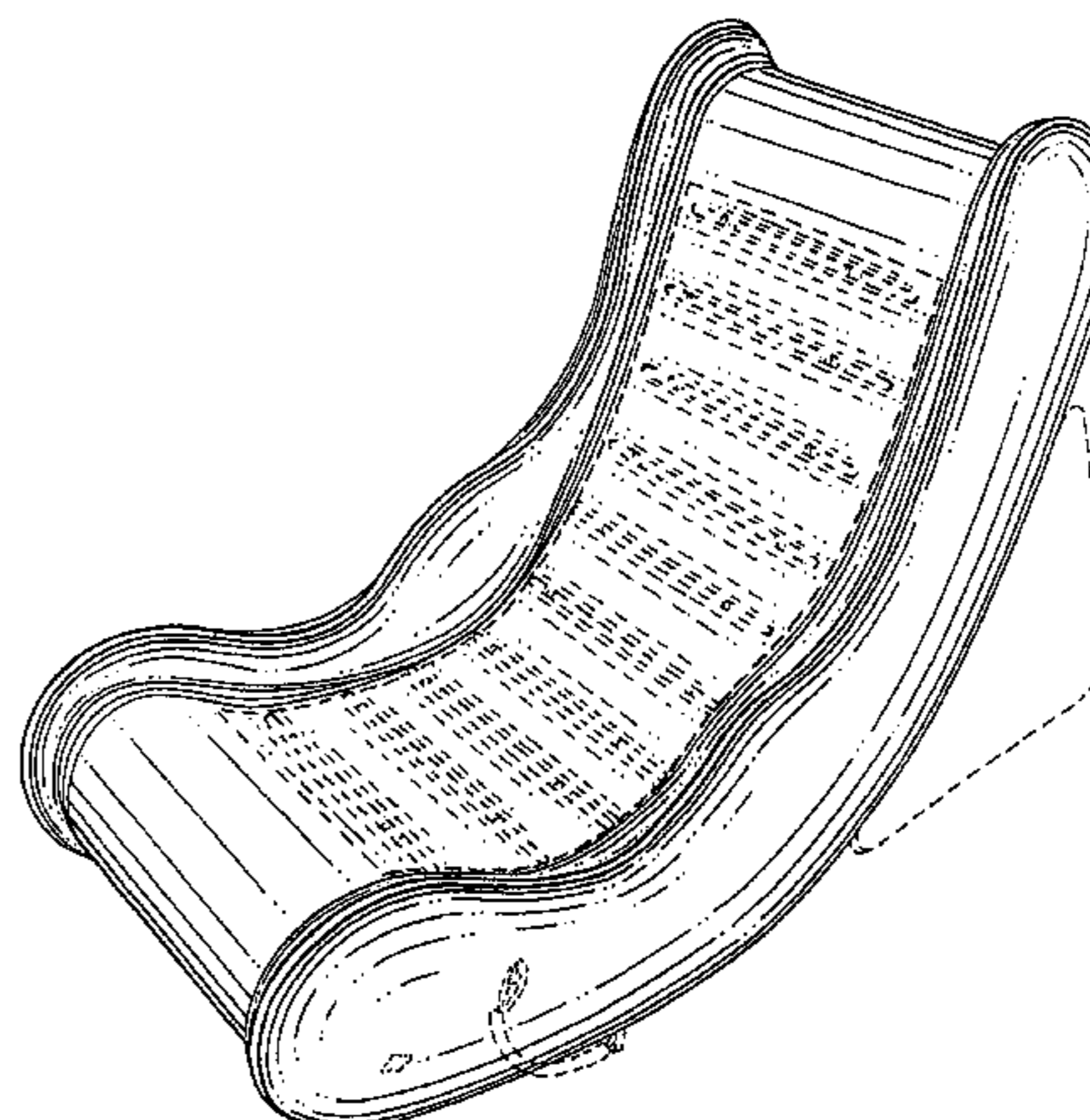
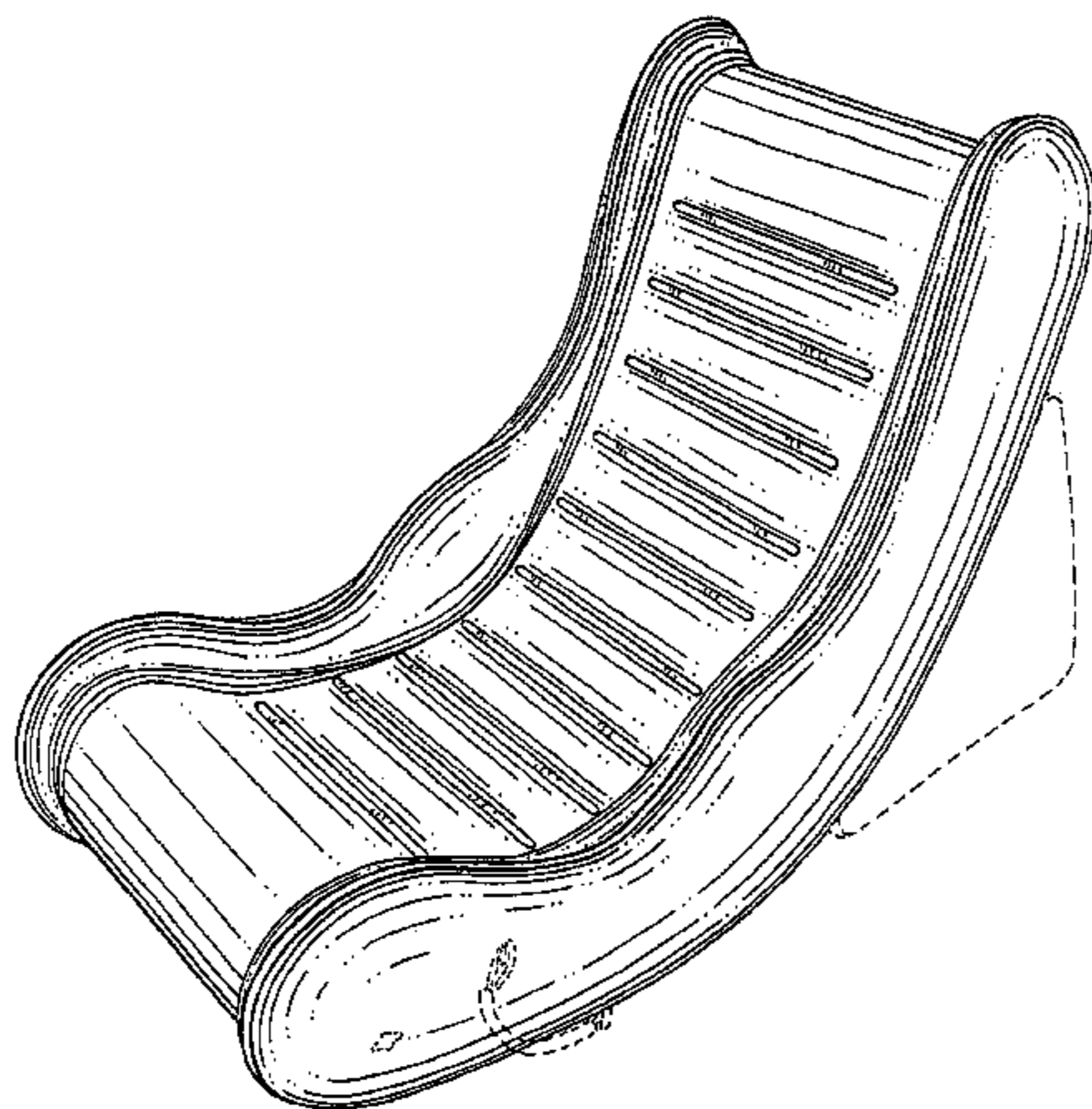
FIG. 10 is a front view of the inflatable exercise apparatus of FIG. 7;

FIG. 11 is a rear view of the inflatable exercise apparatus of FIG. 7, shown without the optional rear wedge section positioned adjacent the rear of the apparatus; and,

FIG. 12 is a bottom view of the inflatable exercise apparatus of FIG. 7.

The broken line showing of the exemplar surface designs, valves, hand grips, and rear wedge are for illustrative purposes only and form no part of the claimed design.

1 Claim, 12 Drawing Sheets



U.S. PATENT DOCUMENTS

4,484,781	A	11/1984	Phelps	297/452
D286,802	S	* 11/1986	Ahlberg	D21/688
4,685,163	A	8/1987	Quillen et al.	5/455
4,688,283	A	8/1987	Jacobson et al.	5/449
4,752,067	A	6/1988	Colonello	272/93
4,824,105	A	4/1989	Goldenberg	272/130
4,902,003	A	2/1990	Buoni	272/93
D315,643	S	* 3/1991	Guy	D6/334
5,033,742	A	7/1991	Johnson et al.	272/144
5,090,695	A	2/1992	Ciolino	272/144
5,149,314	A	9/1992	Ciolino et al.	482/111
5,425,567	A	6/1995	Albecker, III	297/377
D360,665	S	* 7/1995	Hatfield	D21/688
5,441,473	A	8/1995	Safari et al.	482/130
D365,610	S	* 12/1995	Fraser	D21/688
5,474,513	A	12/1995	Carlesimo et al.	482/140
5,528,783	A	6/1996	Kunz et al.	5/634
D374,695	S	* 10/1996	Hatfield	D21/688
D375,415	S	* 11/1996	Cutten	D6/361
D376,628	S	* 12/1996	Hatfield	D21/688
5,584,786	A	12/1996	Almeda	482/142
5,605,526	A	2/1997	Hatfield	482/142
5,611,765	A	3/1997	Koch, Jr.	482/142
5,647,829	A	7/1997	Rivas	482/142
5,722,923	A	3/1998	Lui	482/140
5,725,463	A	3/1998	Colonello et al.	482/140
D396,078	S	7/1998	Atashkarian et al.	D21/191
5,795,276	A	8/1998	Almeda	482/142
5,803,884	A	9/1998	Sharp	482/142
5,813,957	A	9/1998	Rossiter	482/140
5,836,653	A	11/1998	Albecker	297/452.31

5,871,425	A	2/1999	Gvoich	482/140
5,882,284	A	3/1999	Cayne	482/130
5,913,757	A	6/1999	Winters	482/140
5,916,073	A	6/1999	Ellis	482/140
5,931,768	A	8/1999	Amesquita	482/140
5,947,876	A	9/1999	Willey, II	482/140
5,966,762	A	10/1999	Wu	5/710
D422,800	S	* 4/2000	Lau	D6/348
6,336,895	B1	1/2002	Dukes	482/140
6,343,394	B1	2/2002	Gandolfi	5/690
D481,778	S	* 11/2003	Peterson	D21/803
6,663,546	B1	12/2003	Kallassy	482/140
6,684,425	B1	2/2004	Davis	5/615
D495,768	S	* 9/2004	Peterson	D21/803
2001/0025391	A1	10/2001	Rabaiotti et al.	5/710
2003/0028971	A1	2/2003	Chaffee	5/706
2003/0100414	A1	5/2003	Mahon	482/140
2004/0033873	A1	2/2004	Van Straaten	482/142
2005/0187085	A1	* 8/2005	Webb	482/140

OTHER PUBLICATIONS

“Wergout Fitback™”; Internet Advertisement; Wergout Equipment, LLC; downloaded Aug. 13, 2004; http://wergout.com/wergout_fitback_description.html.

“The Rocker: Twill”; Beangbag Superstore; Internet Advertisement; ©2003; downloaded Oct. 25, 2004; <http://www.beanbagsuperstore.com/cr-0400twill.html>.

“Aqua Rocker™ Air Bed”; by Pool Master ©2002; various photos of product.

* cited by examiner

FIG. 1

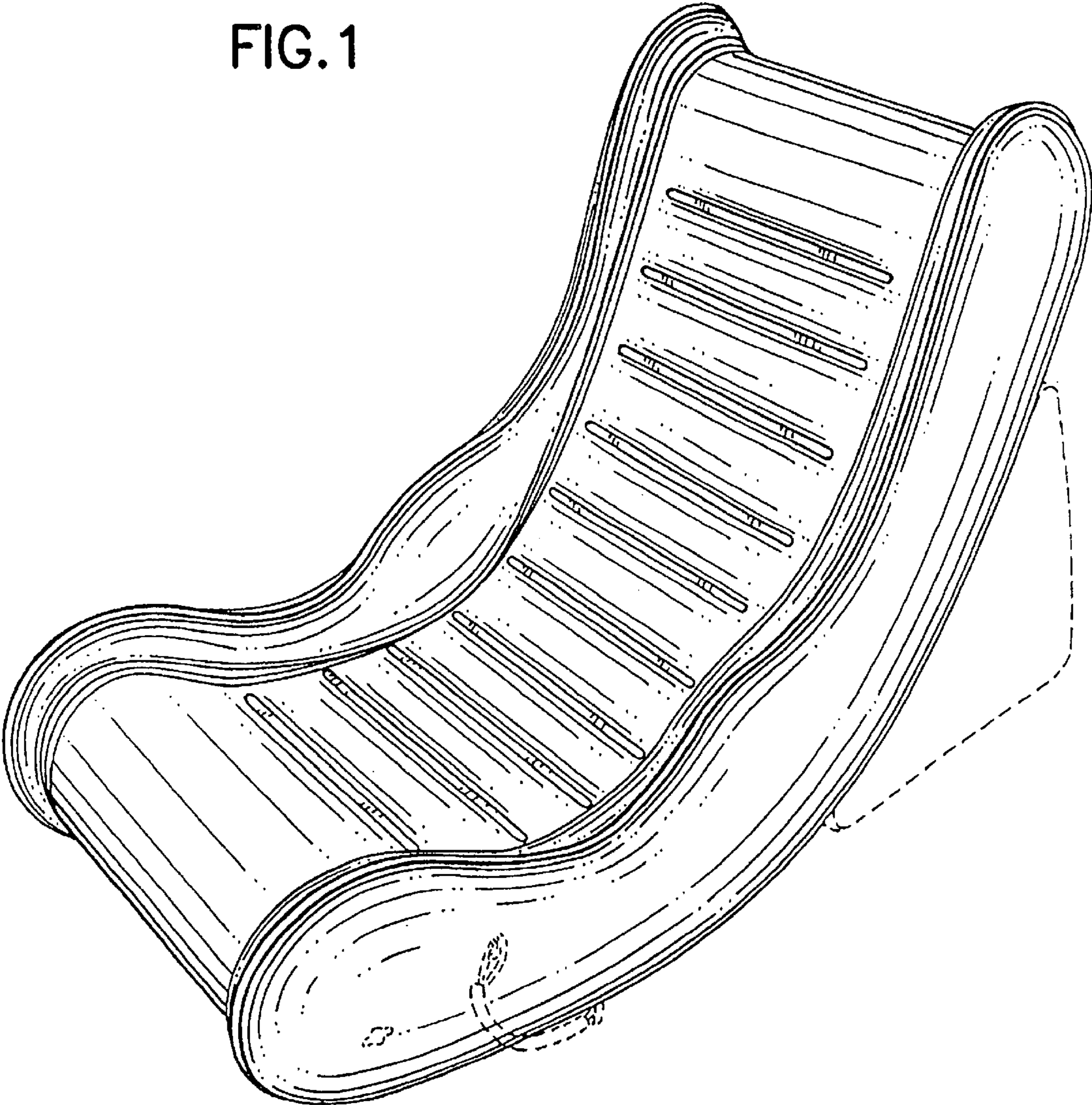
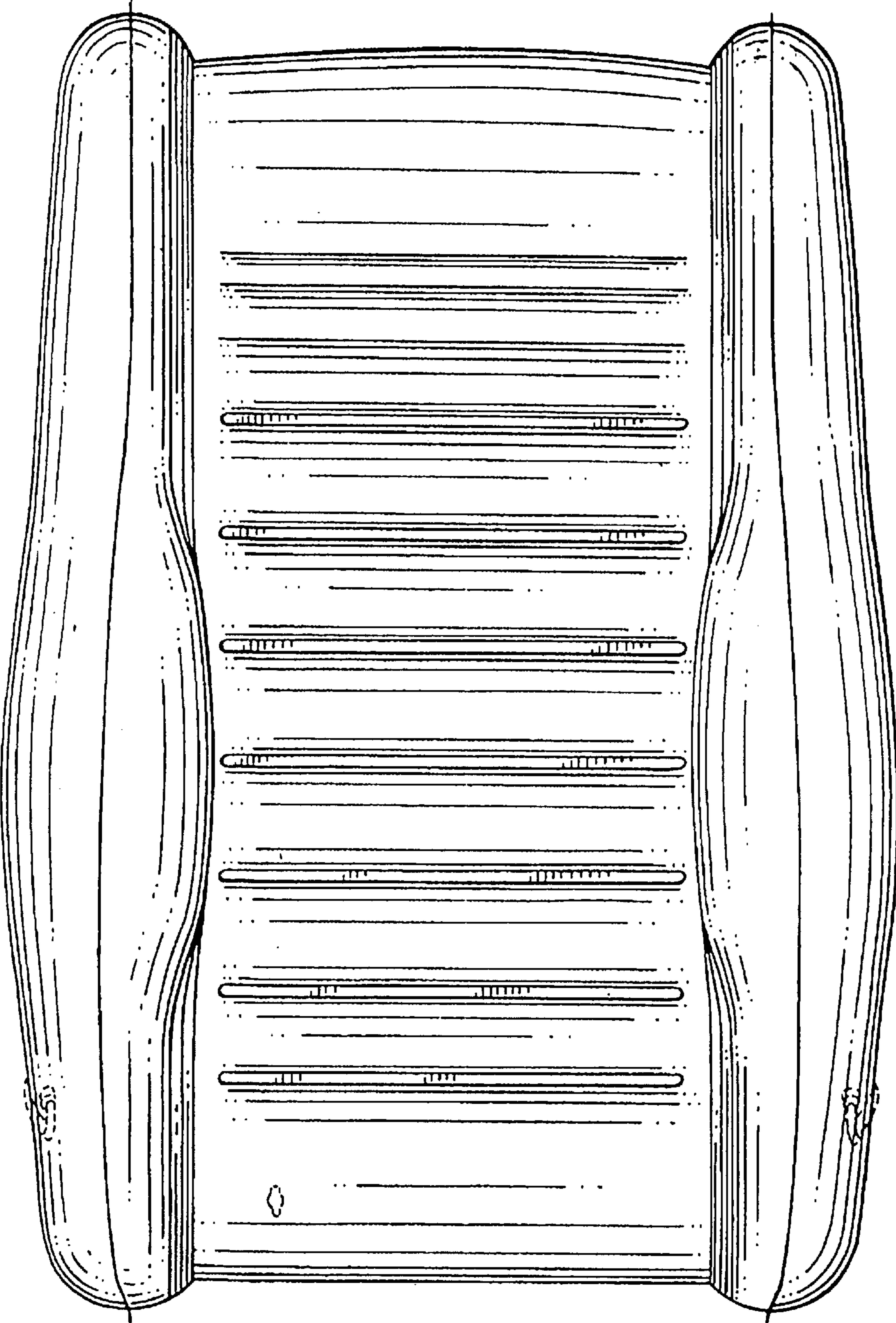


FIG. 2



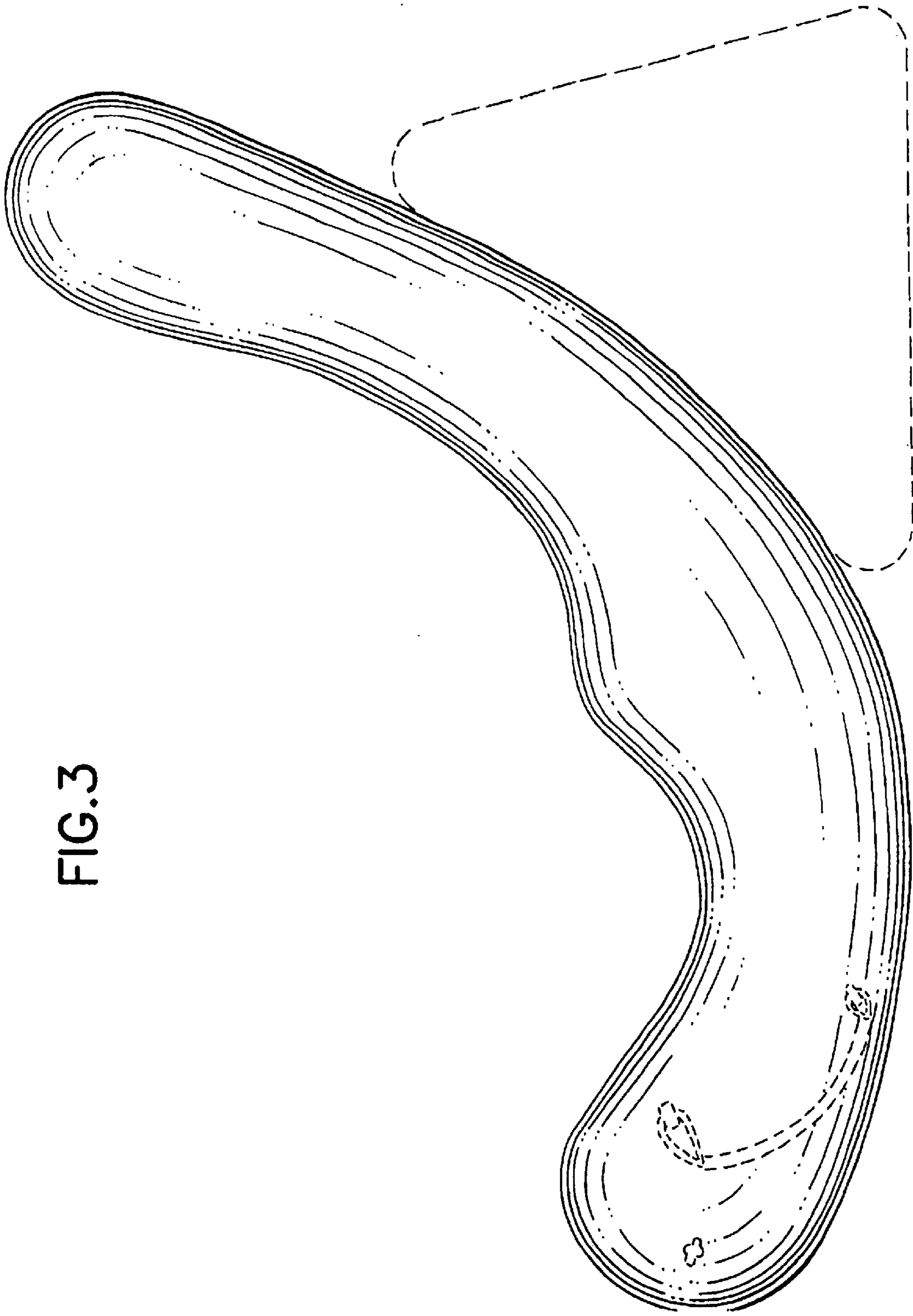


FIG.3

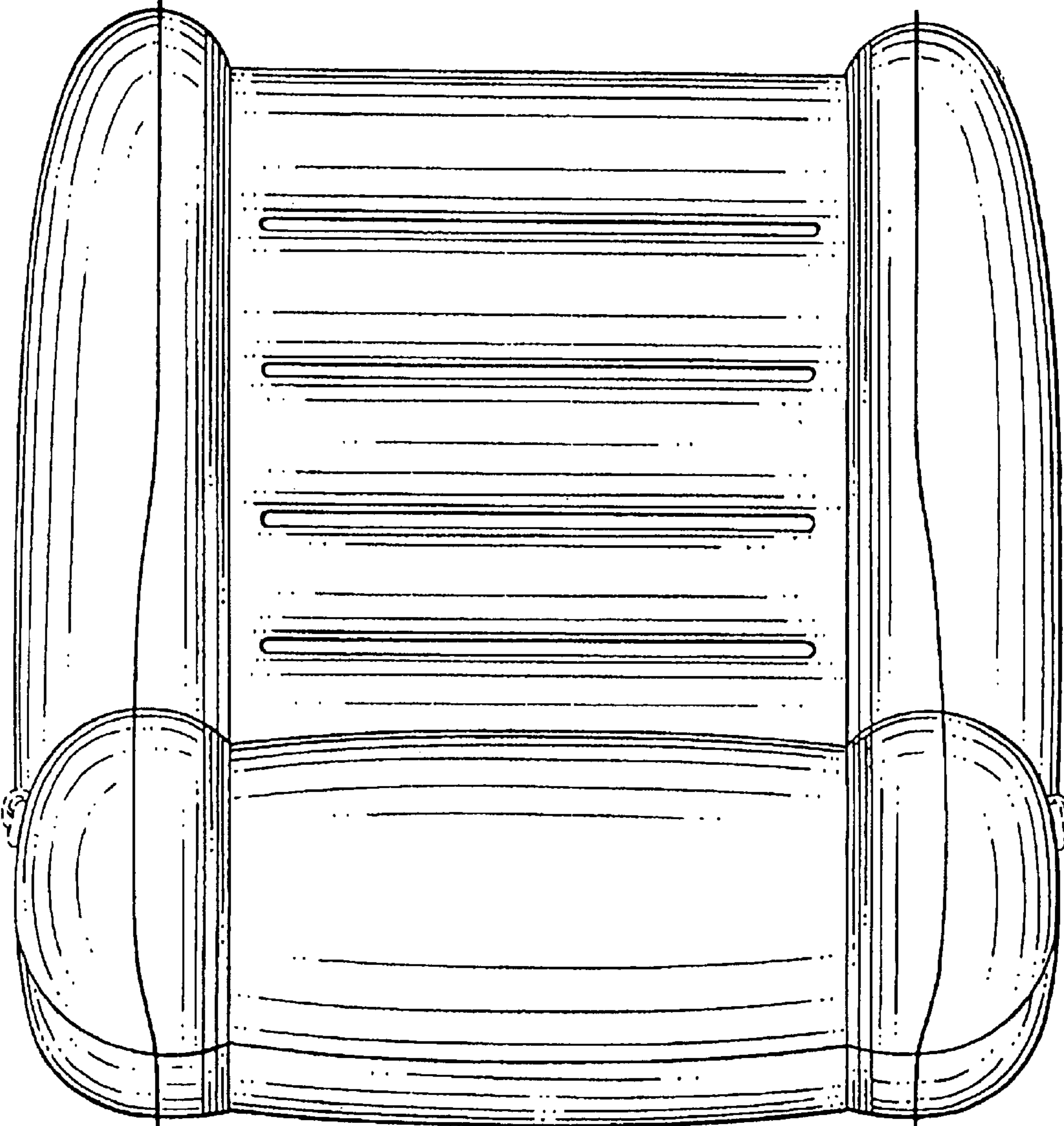


FIG.4

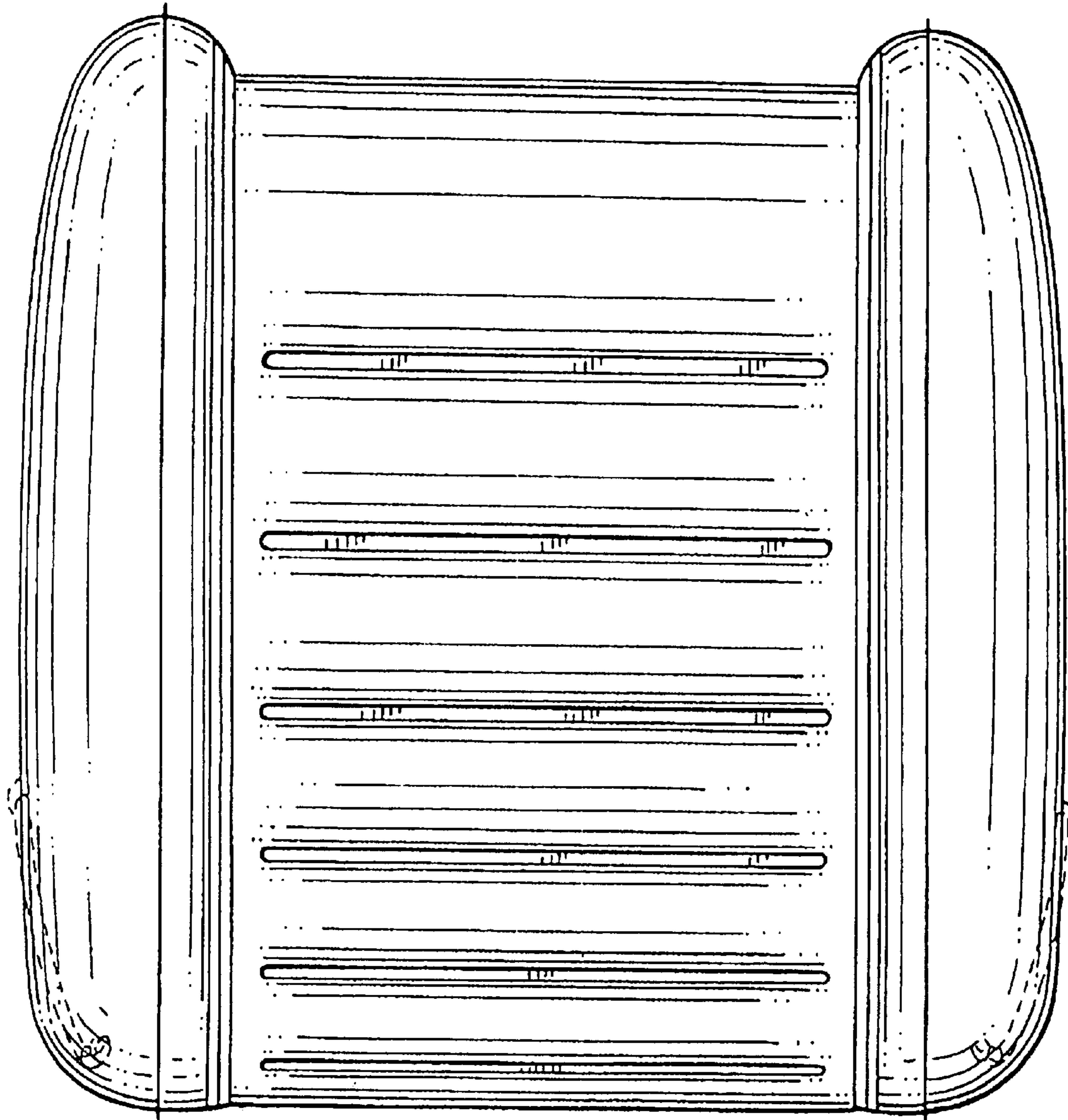


FIG.5

FIG. 6

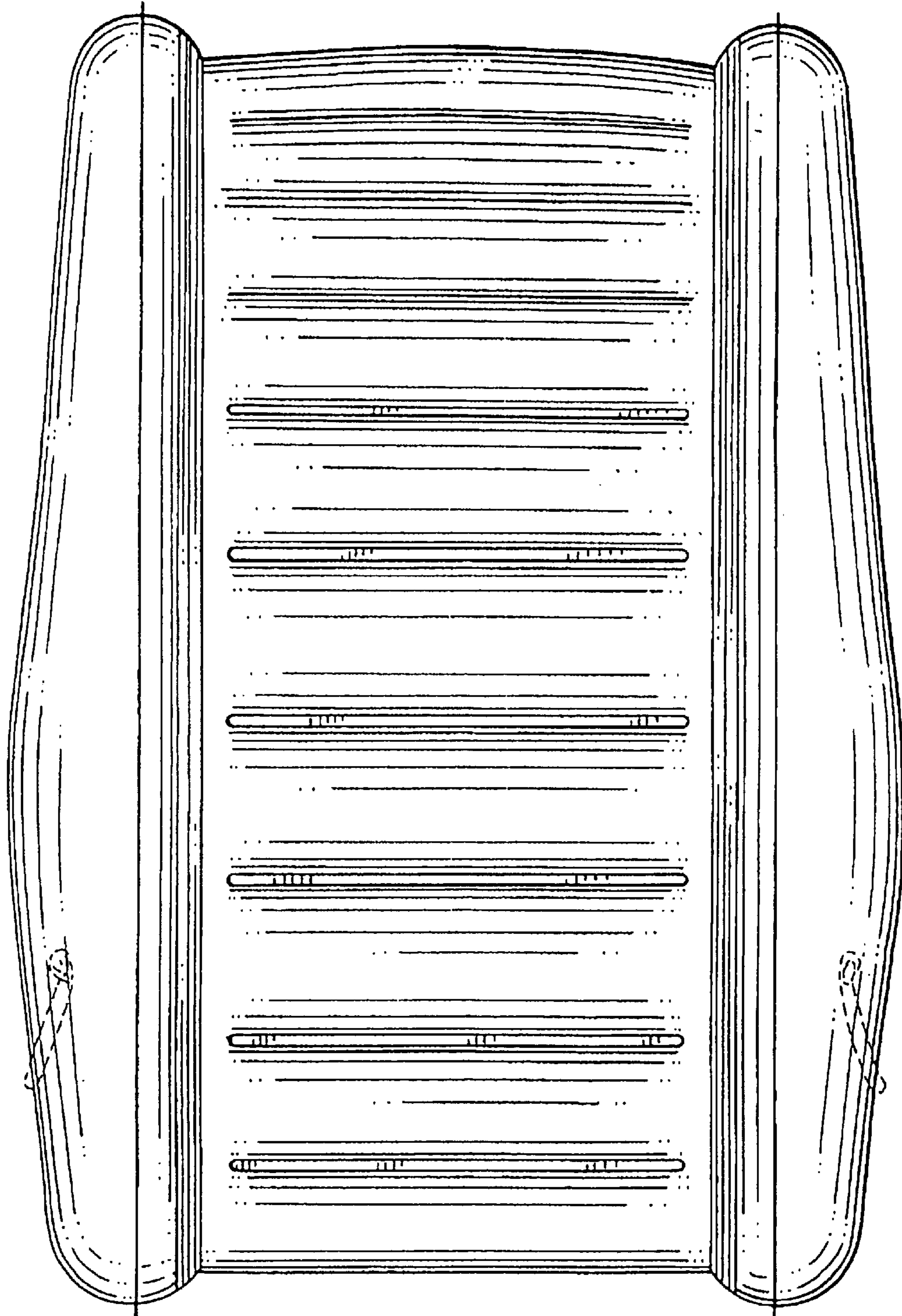


FIG. 7

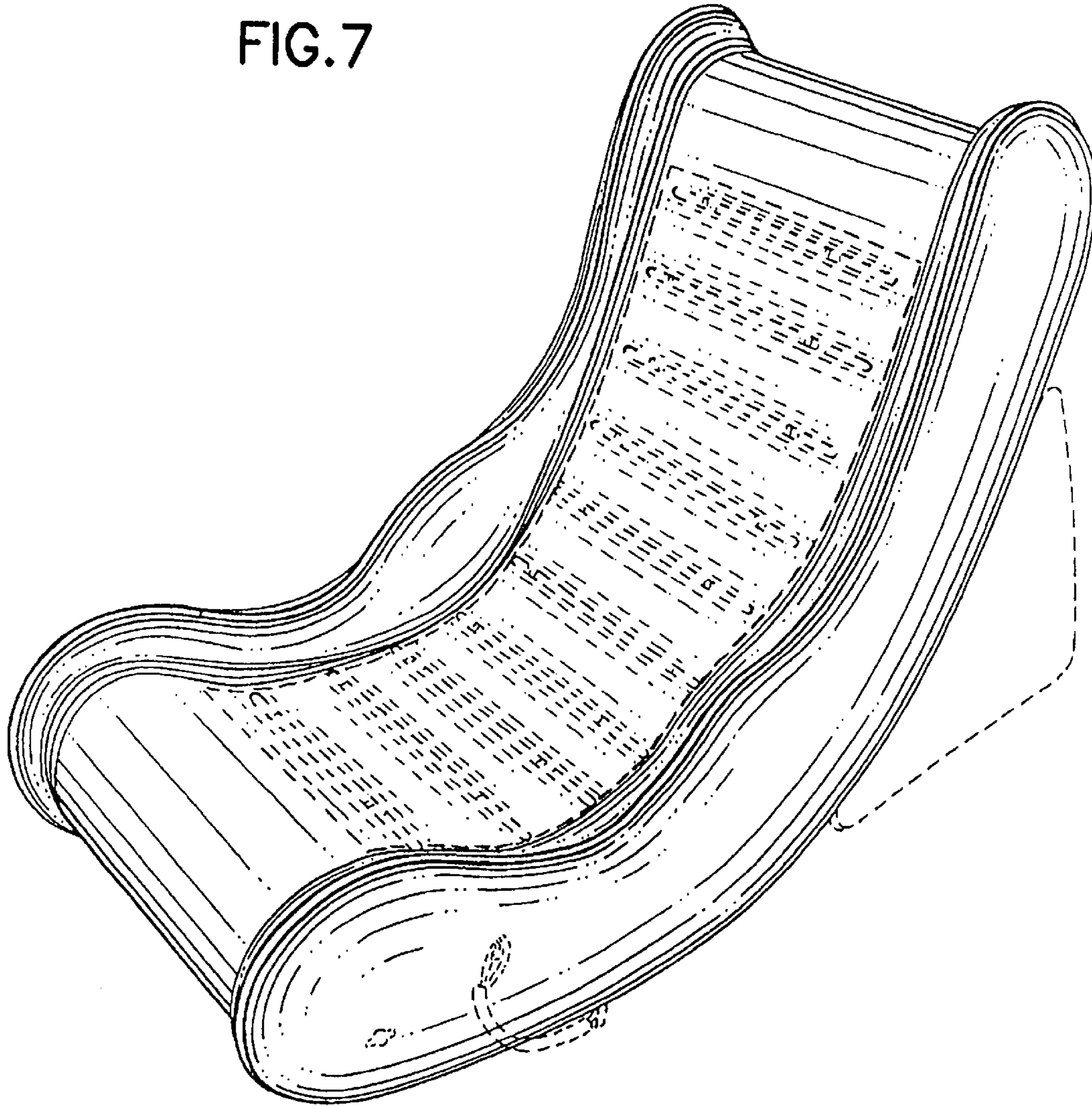
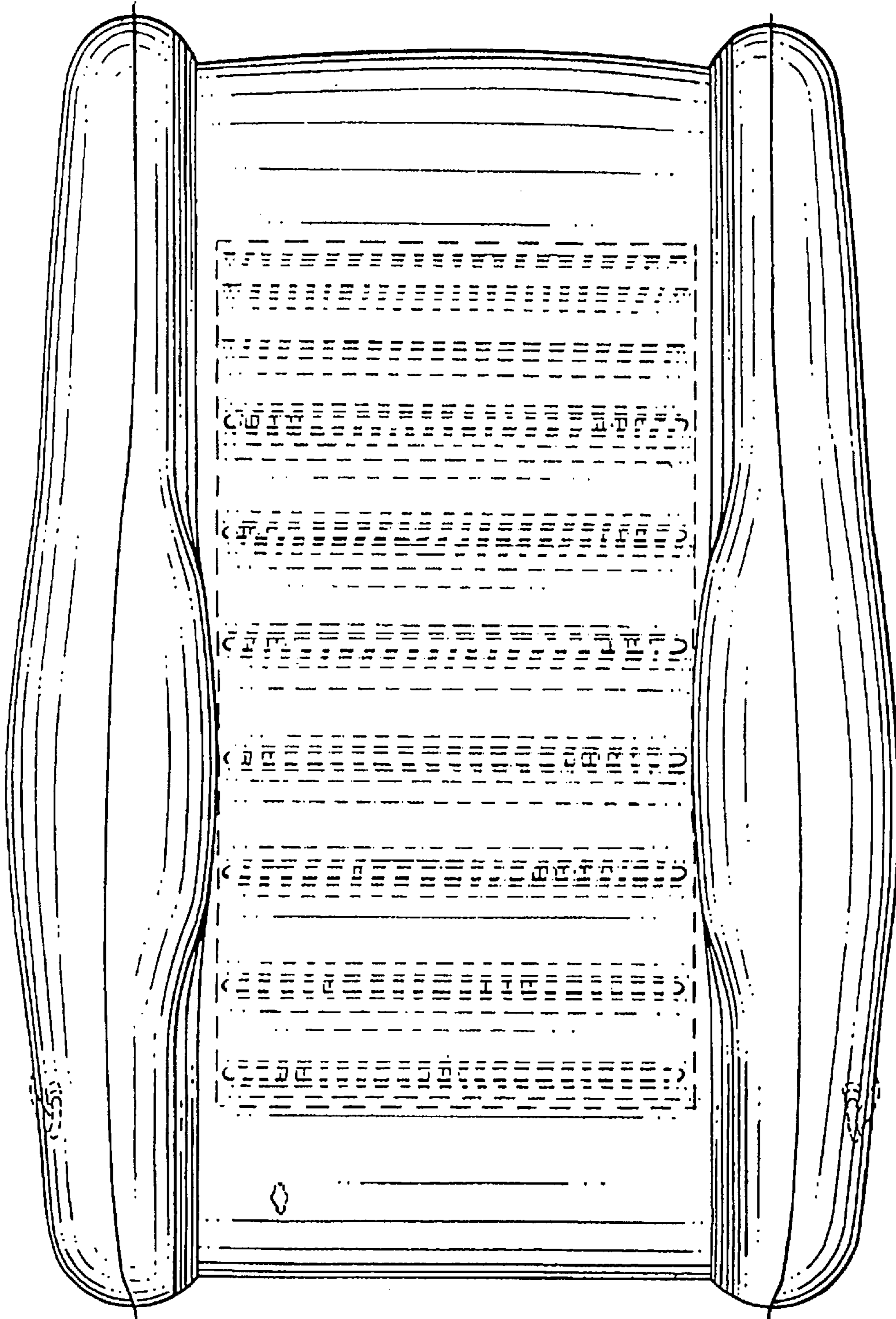


FIG. 8



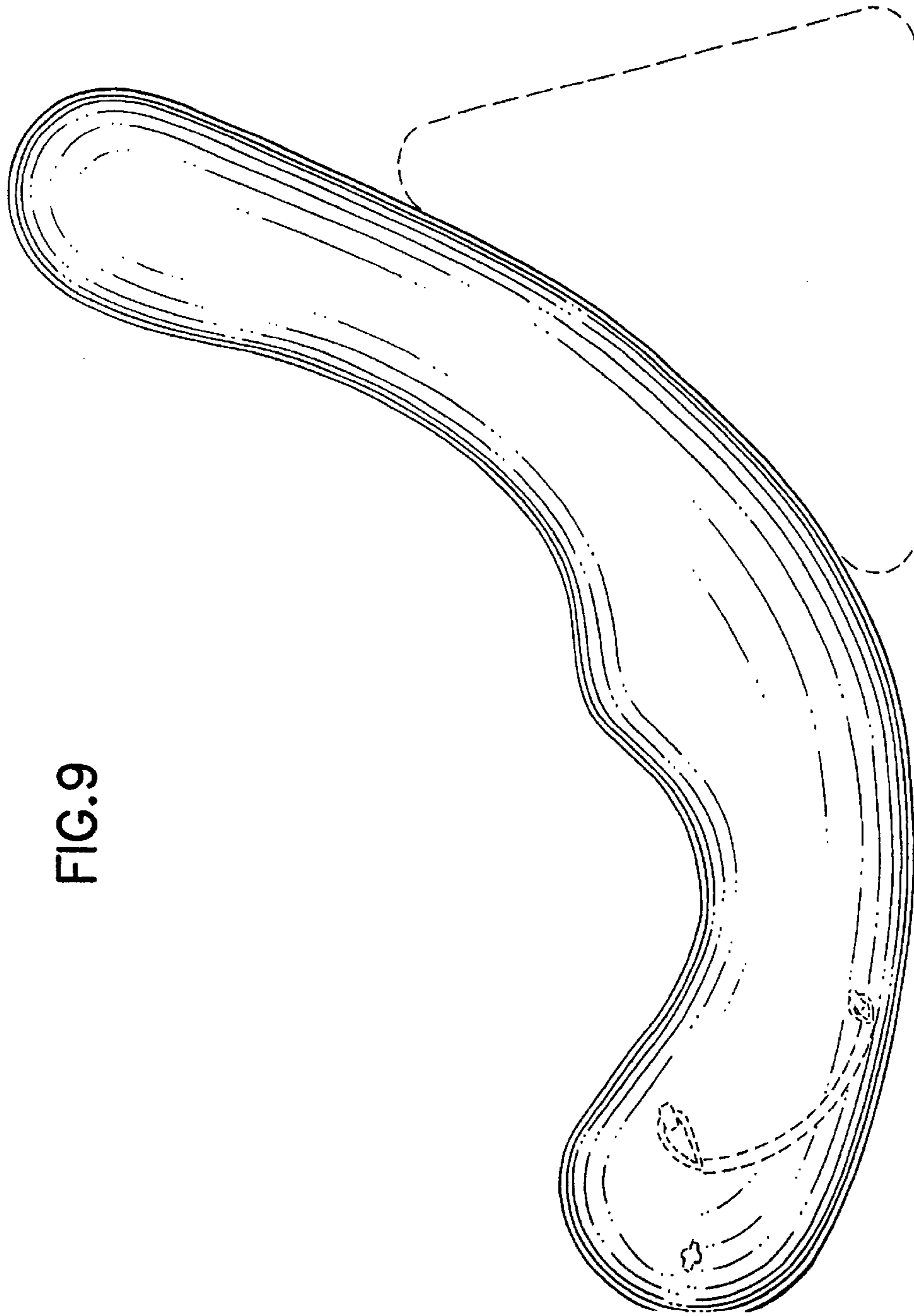


FIG. 9

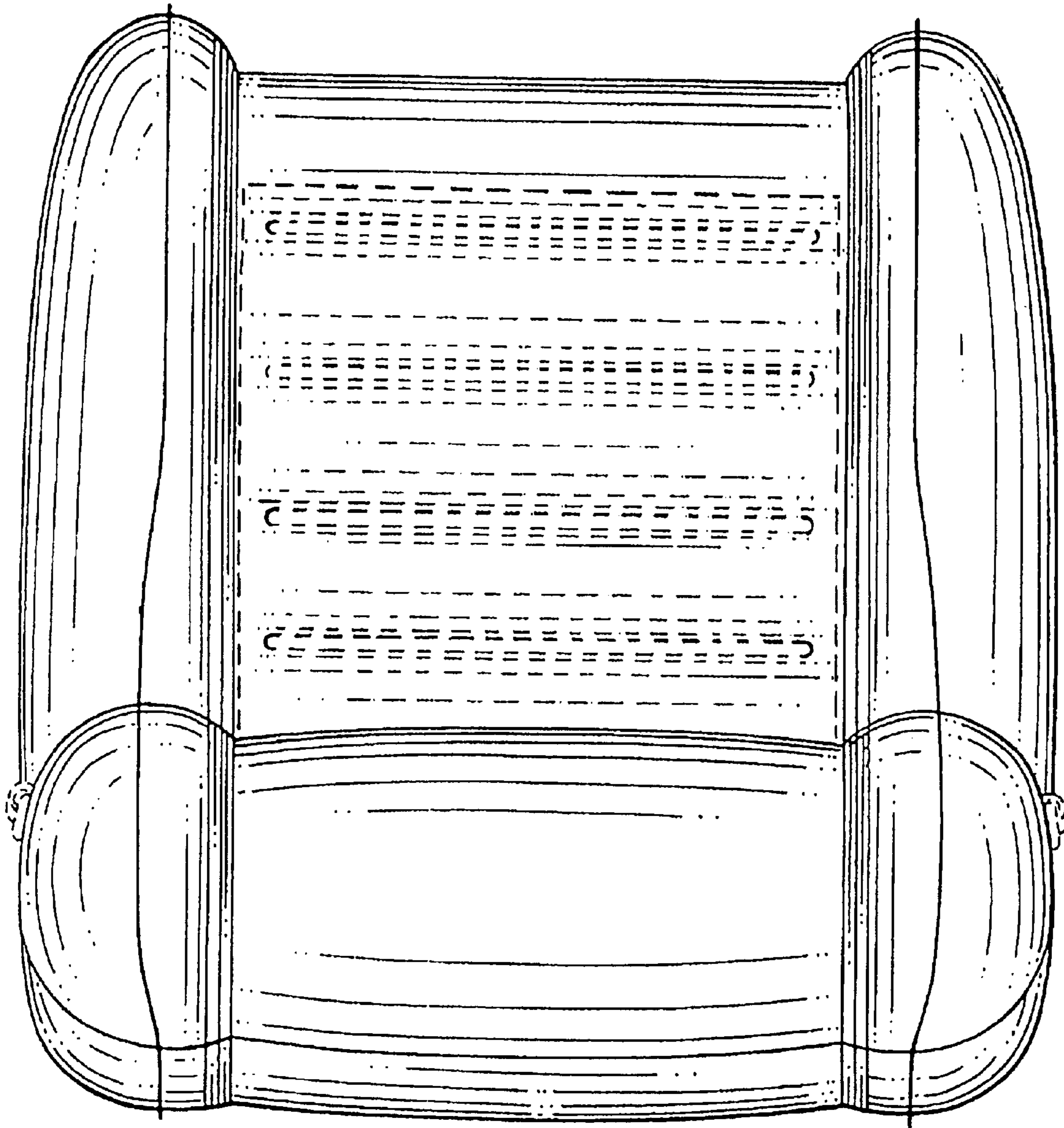


FIG. 10

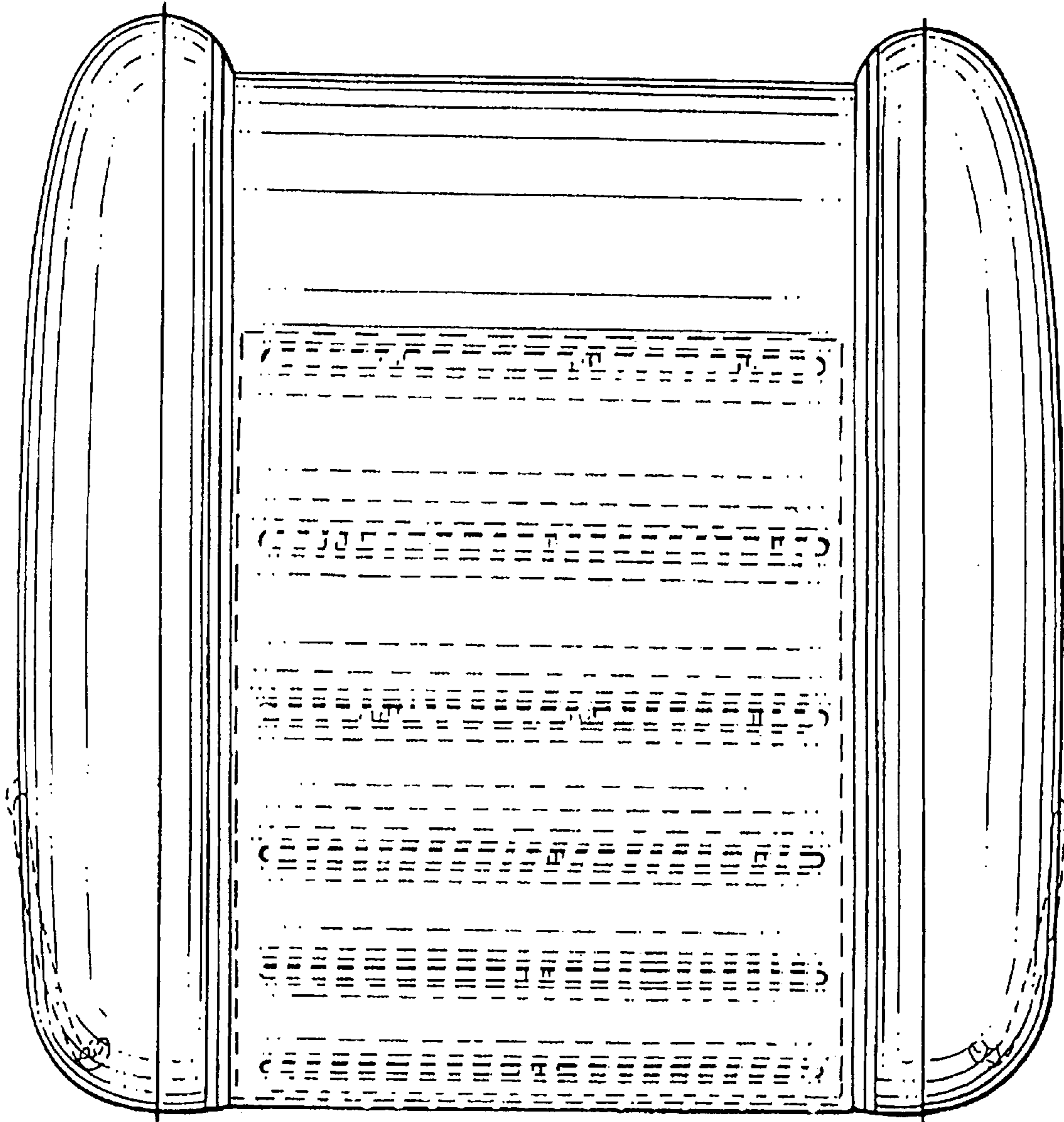


FIG. 11

FIG. 12

