



US00D524377S

(12) **United States Design Patent**
Moskovitz

(10) **Patent No.:** **US D524,377 S**

(45) **Date of Patent:** **** Jul. 4, 2006**

(54) **BASEBALL PAPERWEIGHT**

(76) Inventor: **Mark J. Moskovitz**, 2612 Ashurst Rd.,
University Heights, OH (US) 44118

(**) Term: **14 Years**

(21) Appl. No.: **29/241,791**

(22) Filed: **Nov. 1, 2005**

(51) **LOC (8) Cl.** **19-02**

(52) **U.S. Cl.** **D19/97**

(58) **Field of Classification Search** D11/131,
D11/157; D19/65, 96, 97, 98, 99, 100; 40/358,
40/600; 428/13, 66.5, 542.2, 542.4, 913.3;
D21/713, 714, 780

See application file for complete search history.

(56) **References Cited**

U.S. PATENT DOCUMENTS

732,962	A	*	7/1903	Rogers	473/598
1,502,784	A	*	7/1924	Kennedy	473/598
1,861,157	A	*	5/1932	Grady	473/598
2,062,147	A	*	11/1936	Robinson	29/899
2,358,535	A	*	9/1944	Reymond et al.	264/294
2,684,106	A	*	7/1954	Fegan	156/228

2,956,544	A	*	10/1960	McDonald et al.	211/69.6
4,327,655	A	*	5/1982	Addy et al.	112/222
5,772,544	A	*	6/1998	Yang	473/598
D487,708	S	*	3/2004	Strle	D11/3
D488,742	S	*	4/2004	Gilbert	D11/184
6,878,081	B1	*	4/2005	Chen	473/598
2005/0266943	A1	*	12/2005	Lin	473/598

* cited by examiner

Primary Examiner—Elizabeth A. Albert

(57) **CLAIM**

The ornamental design for a baseball paperweight, as shown and described.

DESCRIPTION

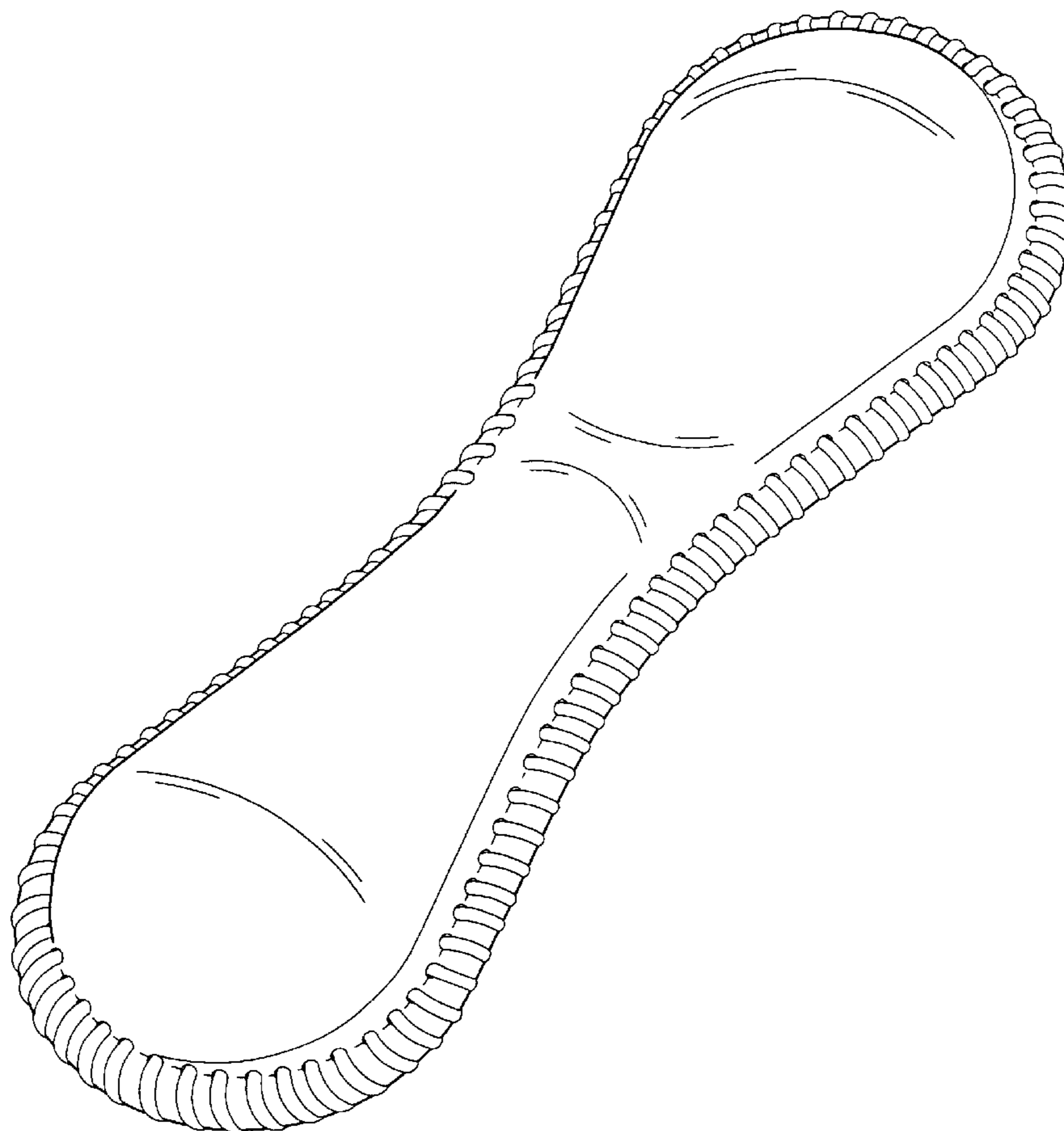
FIG. 1 is a perspective view of the baseball paperweight showing my new design;

FIG. 2 is a front and back view of the design of the present invention.

FIG. 3 is a top and bottom view of the design of the present invention; and,

FIG. 4 is a left and right side view of the design of the present invention.

1 Claim, 2 Drawing Sheets



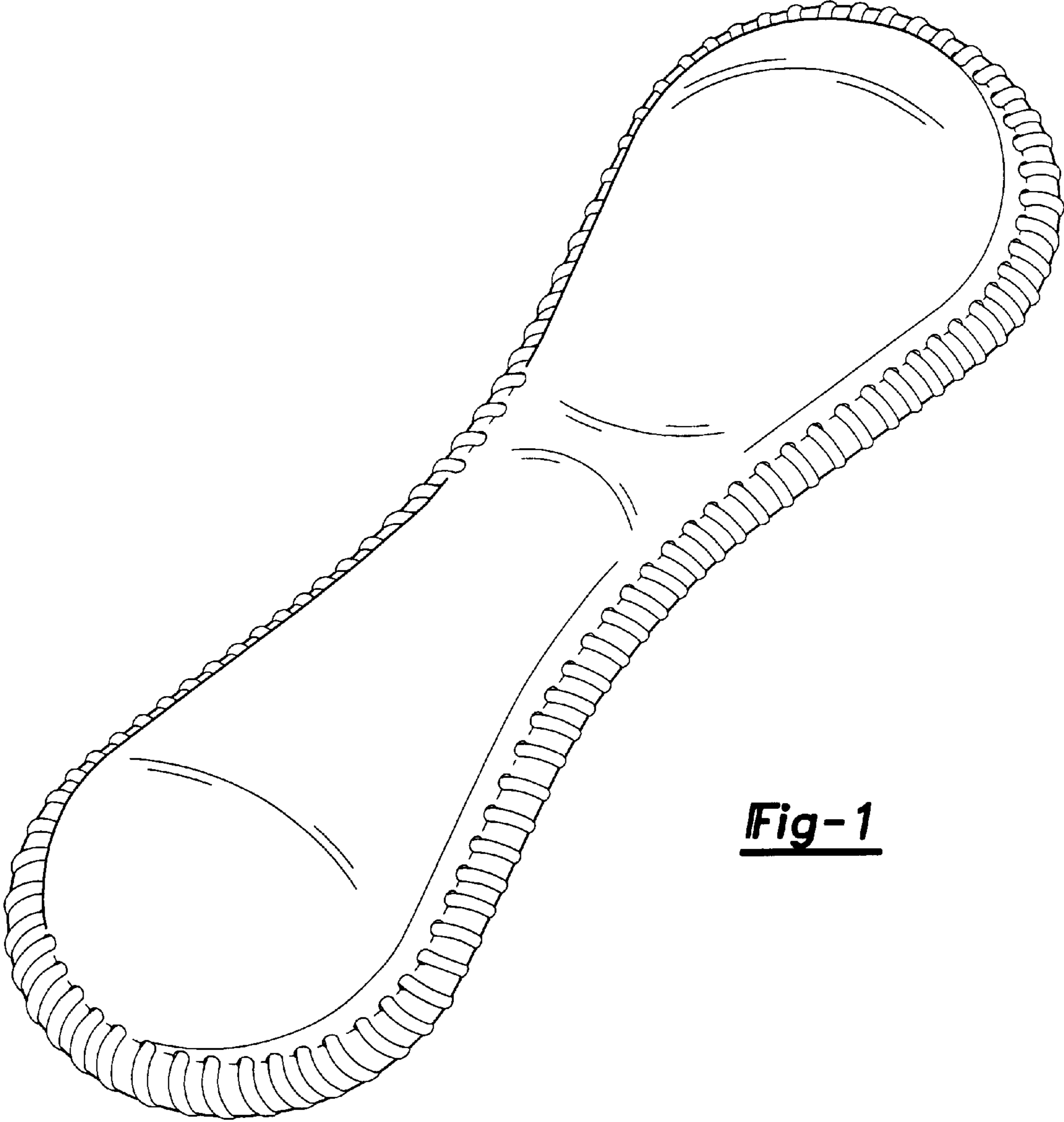


Fig-1

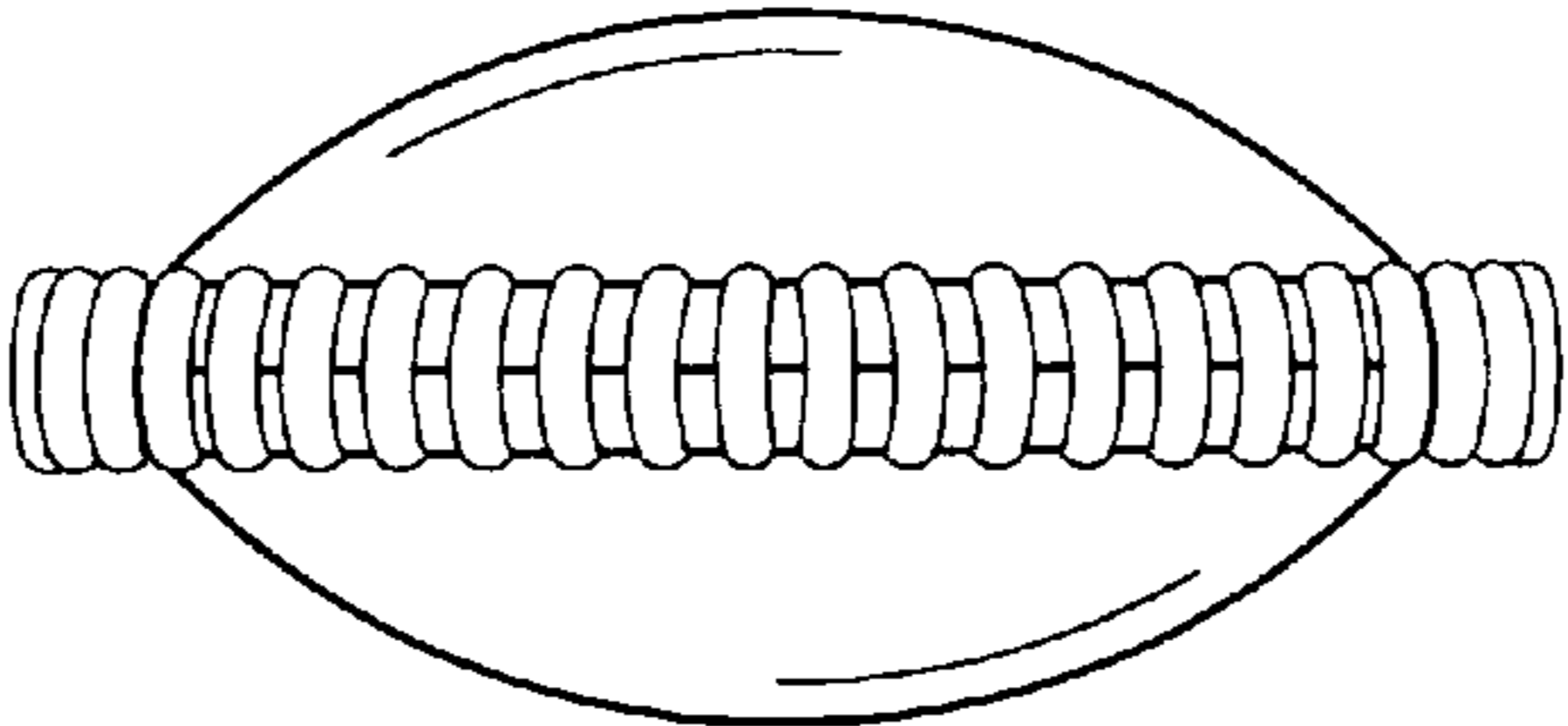


Fig-2

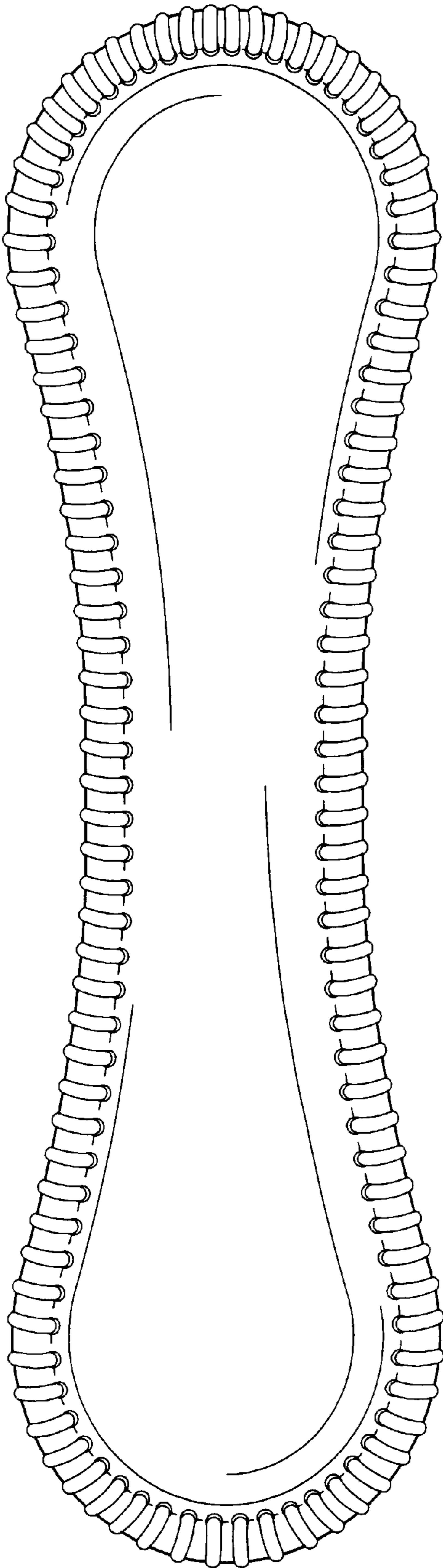


Fig-3

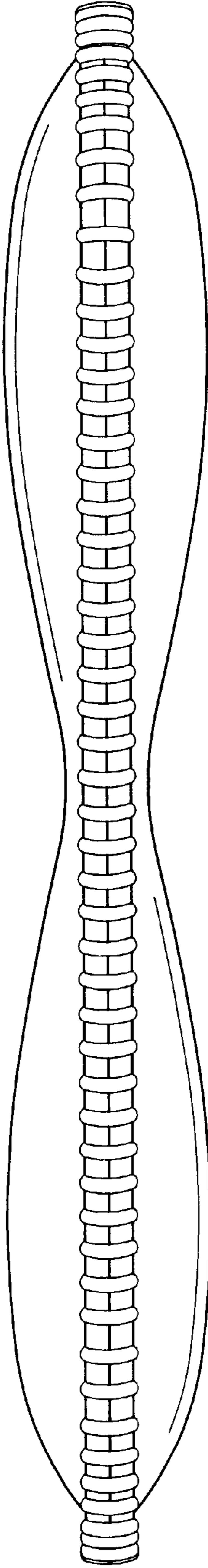


Fig-4