



US00D524322S

(12) **United States Design Patent**  
**Braff**

(10) **Patent No.:** **US D524,322 S**  
(45) **Date of Patent:** **\*\* Jul. 4, 2006**

(54) **ANIMATED IMAGE FOR A PORTION OF A DISPLAY SCREEN**

(75) Inventor: **Eric Neal Braff**, Snohomish, WA (US)

(73) Assignee: **Microsoft Corporation**, Redmond, WA (US)

(\*\*) Term: **14 Years**

(21) Appl. No.: **29/210,534**

(22) Filed: **Aug. 3, 2004**

(51) **LOC (8) Cl.** ..... **14-04**

(52) **U.S. Cl.** ..... **D14/488**

(58) **Field of Classification Search** ..... D14/485-95;  
D18/24-33; D19/6; D20/11; D21/324-33;  
715/700-866

See application file for complete search history.

(56) **References Cited**

U.S. PATENT DOCUMENTS

D299,142 S	*	12/1988	Berg	.....	D14/486
D419,542 S	*	1/2000	Hodgson	.....	D14/489
D421,974 S	*	3/2000	Coleman	.....	D14/485
D423,483 S	*	4/2000	Hodgson	.....	D14/485
D425,498 S	*	5/2000	Wagner et al.	.....	D14/489
D427,575 S	*	7/2000	Coleman	.....	D14/489
D429,734 S		8/2000	Johnson		
D435,561 S		12/2000	Pettigrew et al.		
D444,476 S	*	7/2001	Hodgson	.....	D14/486
D447,751 S	*	9/2001	Hodgson	.....	D14/486
D454,574 S		3/2002	Wasko et al.		
D491,955 S		6/2004	Ording et al.		
D501,212 S	*	1/2005	Lam et al.	.....	D14/486
D501,483 S	*	2/2005	Anthony et al.	.....	D14/485

\* cited by examiner

*Primary Examiner*—M. H. Tung

(74) *Attorney, Agent, or Firm*—Banner & Witcoff, Ltd.

(57) **CLAIM**

The ornamental design for an animated image for a portion of a display screen, as shown and described.

**DESCRIPTION**

FIG. 1 is a front view of the first image in the sequence for a transitional image for a portion of a display screen showing our new design;

FIG. 2 is a front view of the second image thereof;

FIG. 3 is a front view of the third image thereof;

FIG. 4 is a front view of the fourth image thereof;

FIG. 5 is a front view of the fifth image thereof;

FIG. 6 is a front view of the sixth image thereof;

FIG. 7 is a front view of the seventh image thereof;

FIG. 8 is a front view of the eighth image thereof;

FIG. 9 is a front view of the ninth image thereof;

FIG. 10 is a front view of the tenth image thereof;

FIG. 11 is a front view of the eleventh image thereof;

FIG. 12 is a front view of the twelfth image thereof;

FIG. 13 is a front view of the thirteenth image thereof;

FIG. 14 is a front view of the fourteenth image thereof;

FIG. 15 is a front view of the fifteenth image thereof;

FIG. 16 is a front view of the first image thereof, on an enlarged scale, the image is shown separately for clarity of illustration;

FIG. 17 is a front view of the second image thereof, on an enlarged scale, the image is shown separately for clarity of illustration;

FIG. 18 is a front view of the third image thereof, on an enlarged scale, the image is shown separately for clarity of illustration;

FIG. 19 is a front view of the fourth image thereof, on an enlarged scale, the image is shown separately for clarity of illustration;

FIG. 20 is a front view of the fifth image thereof, on an enlarged scale, the image is shown separately for clarity of illustration;

FIG. 21 is a front view of the sixth image thereof, on an enlarged scale, the image is shown separately for clarity of illustration;

FIG. 22 is a front view of the seventh image thereof, on an enlarged scale, the image is shown separately for clarity of illustration;

FIG. 23 is a front view of the eighth image thereof, on an enlarged scale, the image is shown separately for clarity of illustration;




FIG. **24** is a front view of the ninth image thereof, on an enlarged scale, the image is shown separately for clarity of illustration;

FIG. **25** is a front view of the tenth image thereof, on an enlarged scale, the image is shown separately for clarity of illustration;

FIG. **26** is a front view of the eleventh image thereof, on an enlarged scale, the image is shown separately for clarity of illustration;

FIG. **27** is a front view of the twelfth image thereof, on an enlarged scale, the image is shown separately for clarity of illustration;

FIG. **28** is a front view of the thirteenth image thereof, on an enlarged scale, the image is shown separately for clarity of illustration;

FIG. **29** is a front view of the fourteenth image thereof, on an enlarged scale, the image is shown separately for clarity of illustration; and,

FIG. **30** is a front view of the fifteenth image thereof, on an enlarged scale, the image is shown separately for clarity of illustration.

The appearance of the transitional image sequentially transitions between the images shown in FIGS. **1–15**. The process or period in which one image transitions to another forms no part of the claimed design. The broken line showing of a display screen in FIGS. **1–15** is for illustrative purposes only and forms no part of the claimed design.

**1 Claim, 12 Drawing Sheets**




Fig. 1




Fig. 2




Fig. 3




Fig. 4




Fig. 5




Fig. 6




Fig. 7




Fig. 8




Fig. 9




Fig. 10




Fig. 11




Fig. 12






Fig. 13




Fig. 14




Fig. 15




Fig. 16




Fig. 17




Fig. 18




Fig. 19




Fig. 20




Fig. 21




Fig. 22




Fig. 23




Fig. 24




Fig. 25




Fig. 26




Fig. 27




Fig. 28




Fig. 29




Fig. 30

UNITED STATES PATENT AND TRADEMARK OFFICE  
**CERTIFICATE OF CORRECTION**

PATENT NO. : Des. 524,322 S  
APPLICATION NO. : 29/210534  
DATED : July 4, 2006  
INVENTOR(S) : Eric Neal Braff

Page 1 of 14

It is certified that error appears in the above-identified patent and that said Letters Patent is hereby corrected as shown below:

The title page drawing consisting of Fig 1 should be deleted and substituted with Fig 1 on title page attached.

Drawings.

The Drawing Sheets 1-12 have been deleted and substituted with the Drawing Sheets 1-12 shown on the attached pages.

Signed and Sealed this

Sixteenth Day of January, 2007

A handwritten signature in black ink on a light gray dotted background. The signature reads "Jon W. Dudas" in a cursive style.

JON W. DUDAS

*Director of the United States Patent and Trademark Office*

(12) **United States Design Patent** (10) Patent No.: **US D524,322 S**  
**Bruff** (45) Date of Patent: **\*\* Jul. 4, 2006**

(54) **ANIMATED IMAGE FOR A PORTION OF A DISPLAY SCREEN**

**DESCRIPTION**

(75) Inventor: Eric Neal Bruff, Snohomish, WA (US)  
 (73) Assignee: Microsoft Corporation, Redmond, WA (US)  
 (\*\*) Term: 14 Years  
 (21) Appl. No.: 29/210,534  
 (22) Filed: Aug. 3, 2004  
 (51) LOC (8) Cl. .... 14-04  
 (52) U.S. Cl. .... D14/486  
 (58) Field of Classification Search ..... D14/485-95;  
 D18/24-33; D19/6; D20/11; D21/324-33;  
 715/700-866  
 See application file for complete search history.

FIG. 1 is a front view of the first image in the sequence for a transitional image for a portion of a display screen showing our new design;  
 FIG. 2 is a front view of the second image thereof;  
 FIG. 3 is a front view of the third image thereof;  
 FIG. 4 is a front view of the fourth image thereof;  
 FIG. 5 is a front view of the fifth image thereof;  
 FIG. 6 is a front view of the sixth image thereof;  
 FIG. 7 is a front view of the seventh image thereof;  
 FIG. 8 is a front view of the eighth image thereof;  
 FIG. 9 is a front view of the ninth image thereof;  
 FIG. 10 is a front view of the tenth image thereof;  
 FIG. 11 is a front view of the eleventh image thereof;  
 FIG. 12 is a front view of the twelfth image thereof;  
 FIG. 13 is a front view of the thirteenth image thereof;  
 FIG. 14 is a front view of the fourteenth image thereof;  
 FIG. 15 is a front view of the fifteenth image thereof;  
 FIG. 16 is a front view of the first image thereof, on an enlarged scale, the image is shown separately for clarity of illustration;  
 FIG. 17 is a front view of the second image thereof, on an enlarged scale, the image is shown separately for clarity of illustration;  
 FIG. 18 is a front view of the third image thereof, on an enlarged scale, the image is shown separately for clarity of illustration;  
 FIG. 19 is a front view of the fourth image thereof, on an enlarged scale, the image is shown separately for clarity of illustration;  
 FIG. 20 is a front view of the fifth image thereof, on an enlarged scale, the image is shown separately for clarity of illustration;  
 FIG. 21 is a front view of the sixth image thereof, on an enlarged scale, the image is shown separately for clarity of illustration;  
 FIG. 22 is a front view of the seventh image thereof, on an enlarged scale, the image is shown separately for clarity of illustration;  
 FIG. 23 is a front view of the eighth image thereof, on an enlarged scale, the image is shown separately for clarity of illustration;

(56) **References Cited**

**U.S. PATENT DOCUMENTS**


D299,142 S	*	12/1988	Berg	.....	D14/486
D419,542 S	*	1/2000	Hodgson	.....	D14/489
D421,974 S	*	3/2000	Coleman	.....	D14/485
D423,483 S	*	4/2000	Hodgson	.....	D14/485
D425,498 S	*	5/2000	Wagner et al.	.....	D14/489
D427,575 S	*	7/2000	Coleman	.....	D14/489
D429,734 S		8/2000	Johanna		
D435,561 S		12/2000	Pettigrew et al.		
D444,476 S	*	7/2001	Hodgson	.....	D14/486
D447,751 S	*	9/2001	Hodgson	.....	D14/486
D454,574 S		3/2002	Wasko et al.		
D491,955 S		6/2004	Ording et al.		
D501,212 S	*	1/2005	Lam et al.	.....	D14/486
D501,483 S	*	2/2005	Anthony et al.	.....	D14/486

\* cited by examiner

Primary Examiner—M. H. Tung  
 (74) Attorney, Agent, or Firm—Banner & Witcoff, Ltd.

(57) **CLAIM**

The ornamental design for an animated image for a portion of a display screen, as shown and described.








Fig. 1




Fig. 2




Fig. 3




Fig. 4




Fig. 5

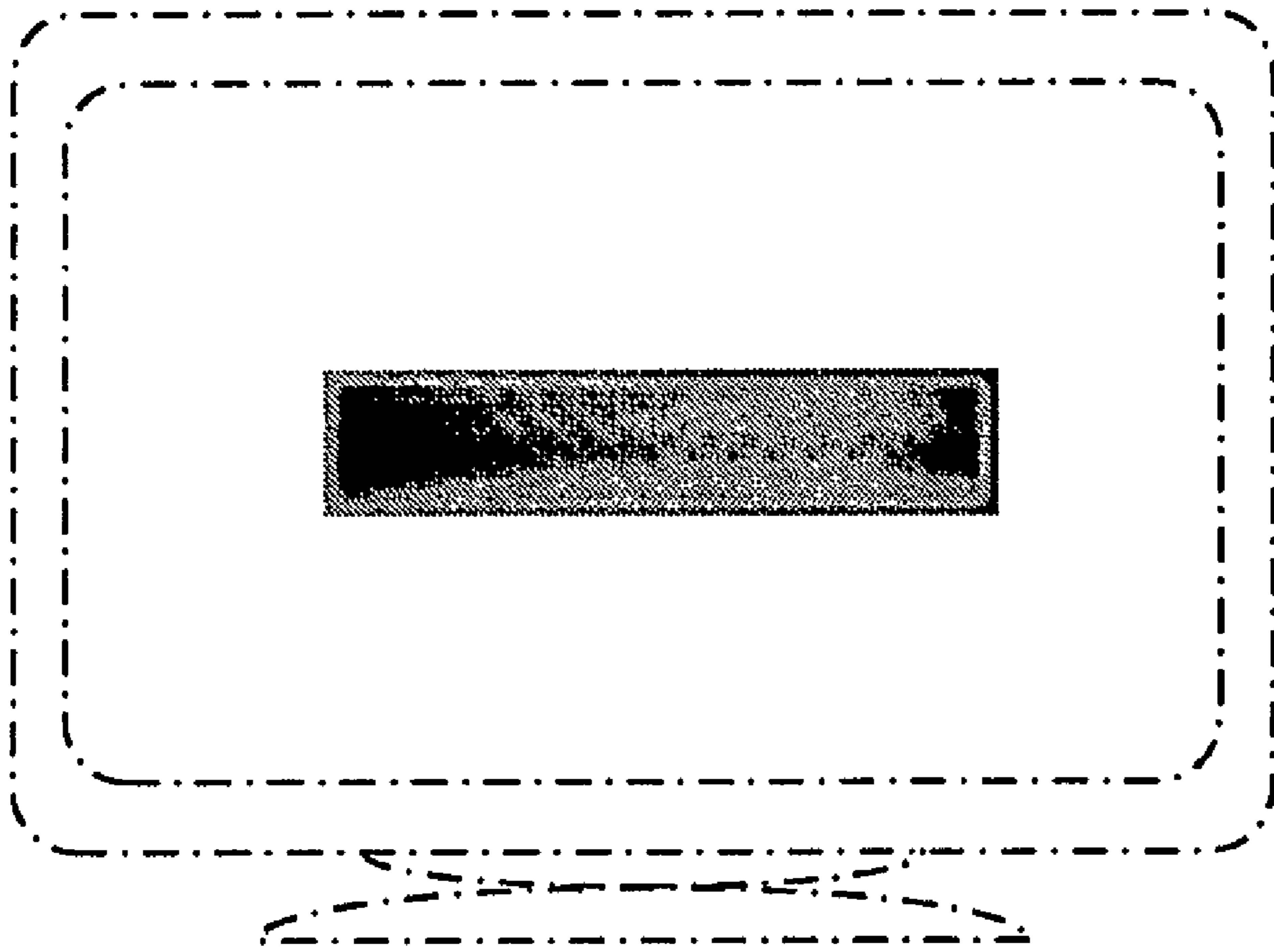


Fig. 6




Fig. 7




Fig. 8




Fig. 9




Fig. 10




Fig. 11




Fig. 12




Fig. 13




Fig. 14




Fig. 15




Fig. 16



Fig. 17






Fig. 18




Fig. 19




Fig. 20




Fig. 21




Fig. 22




Fig. 23




Fig. 24



Fig. 25




Fig. 26



Fig. 27



Fig. 28




Fig. 29



**Fig. 30**