



US00D524319S

(12) **United States Design Patent**  
**Zamanian**

(10) **Patent No.:** **US D524,319 S**

(45) **Date of Patent:** **\*\* Jul. 4, 2006**

(54) **COMPUTER SUPPORT DEVICE**

6,491,278 B1 \* 12/2002 Thomsen ..... 248/460

(75) Inventor: **Hossein Zamanian**, Dallas County, TX  
(US)

\* cited by examiner

(73) Assignee: **PC-Skate, Inc.**, Dallas, TX (US)

*Primary Examiner*—Freda S. Nunn

(\*\*) Term: **14 Years**

(74) *Attorney, Agent, or Firm*—Harry C. Post, III;  
Robinson & Post

(21) Appl. No.: **29/203,678**

(57) **CLAIM**

(22) Filed: **Apr. 16, 2004**

I claim the ornamental design for a computer support device,  
substantially as shown and described.

(51) **LOC (8) Cl.** ..... **14-02**

(52) **U.S. Cl.** ..... **D14/447**

(58) **Field of Classification Search** ..... D14/432,  
D14/455, 457, 447, 451, 458-461; 248/126,  
248/127, 130, 139, 456, 291.1, 346.01, 917-924,  
248/460; 361/680-686; D6/449  
See application file for complete search history.

**DESCRIPTION**

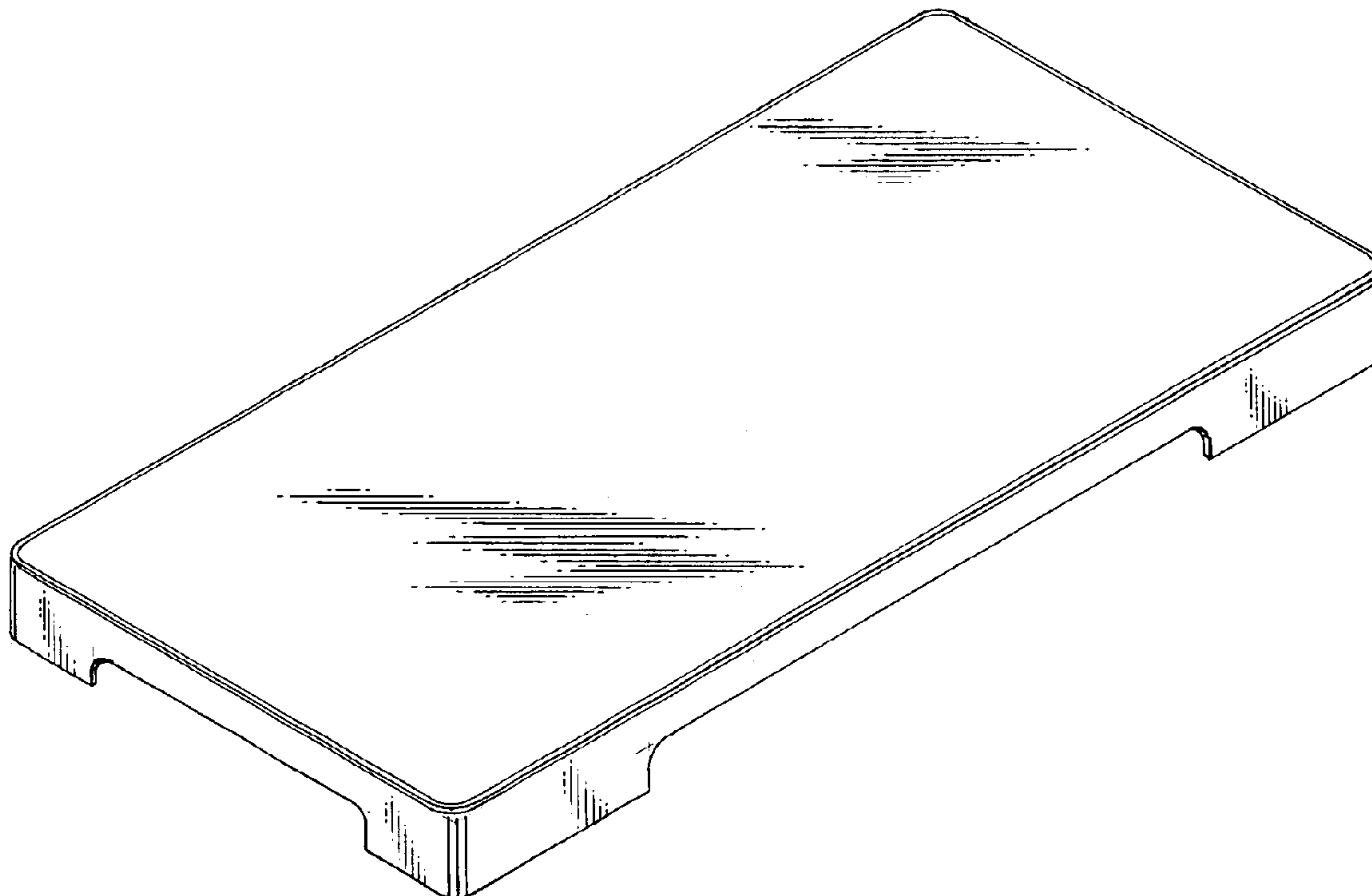
FIG. 1 is a top perspective view directed toward the front left  
of a computer support device;  
FIG. 2 is a front elevational view of the computer support  
device shown in FIG. 1, the back elevational view being a  
mirror image of the front elevational view;  
FIG. 3 is a bottom plan view of the computer support device  
shown in FIG. 1; and,  
FIG. 4 is a left side elevational view of the computer support  
device shown in FIG. 1, the right side elevational view being  
a mirror image of the left side elevational view.

(56) **References Cited**

**U.S. PATENT DOCUMENTS**

D334,304 S \* 3/1993 Gilman ..... D6/449  
D376,787 S \* 12/1996 Calfee ..... D14/451

**1 Claim, 2 Drawing Sheets**



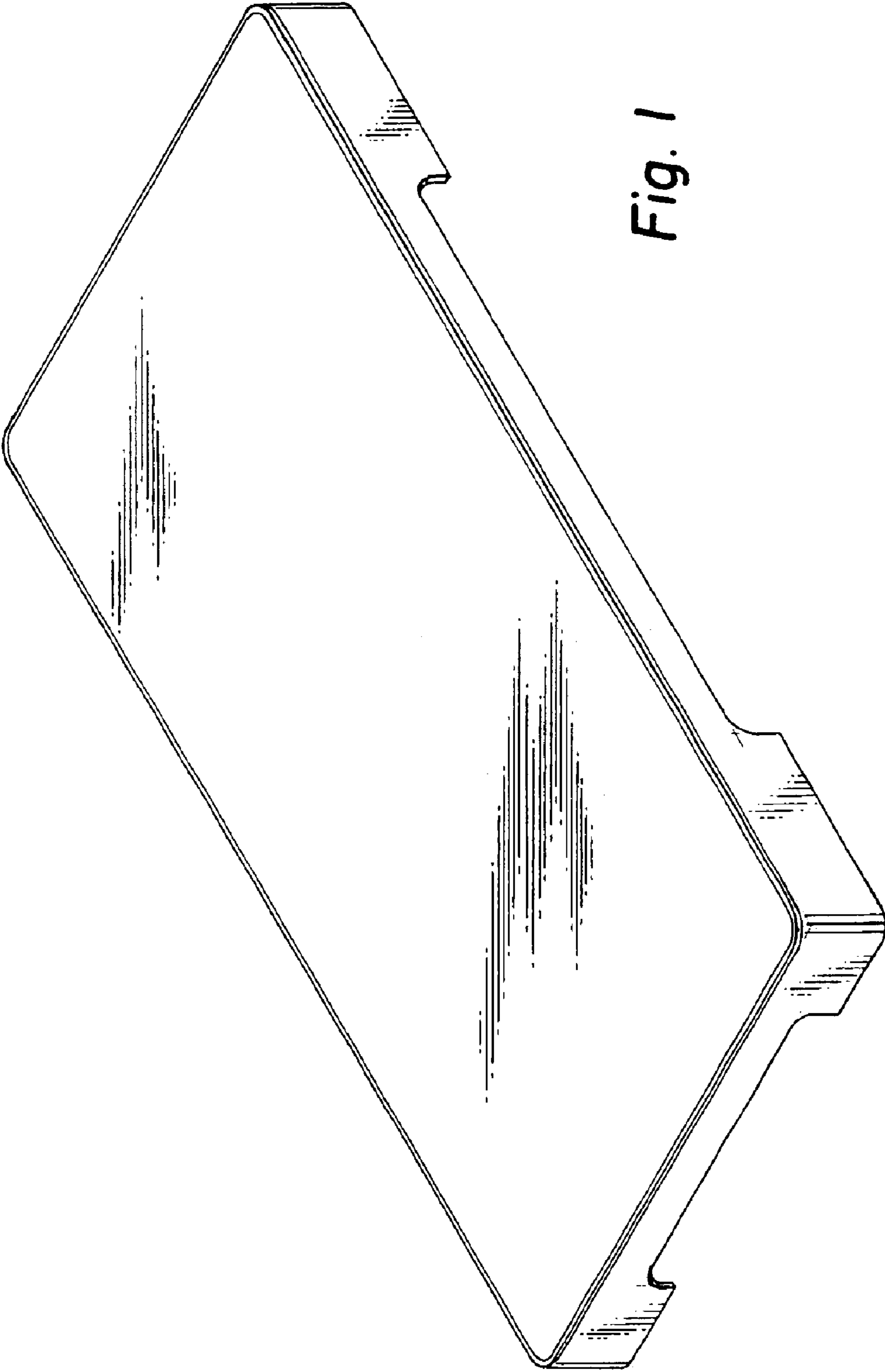


Fig. 1

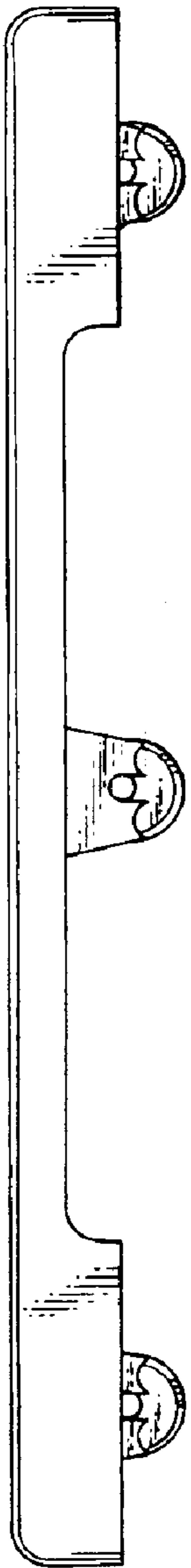


Fig. 2

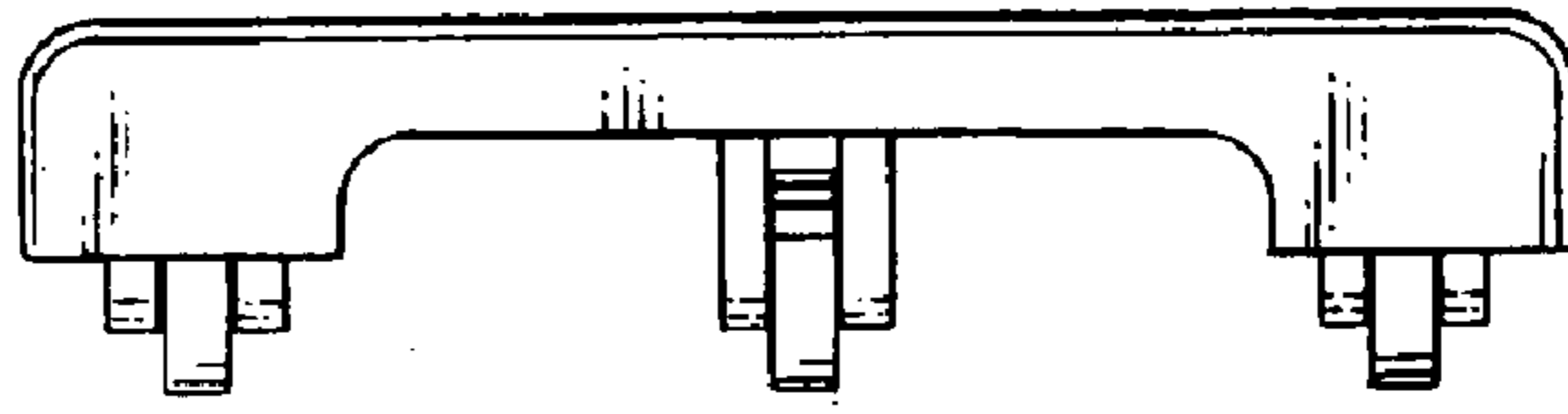


Fig. 4

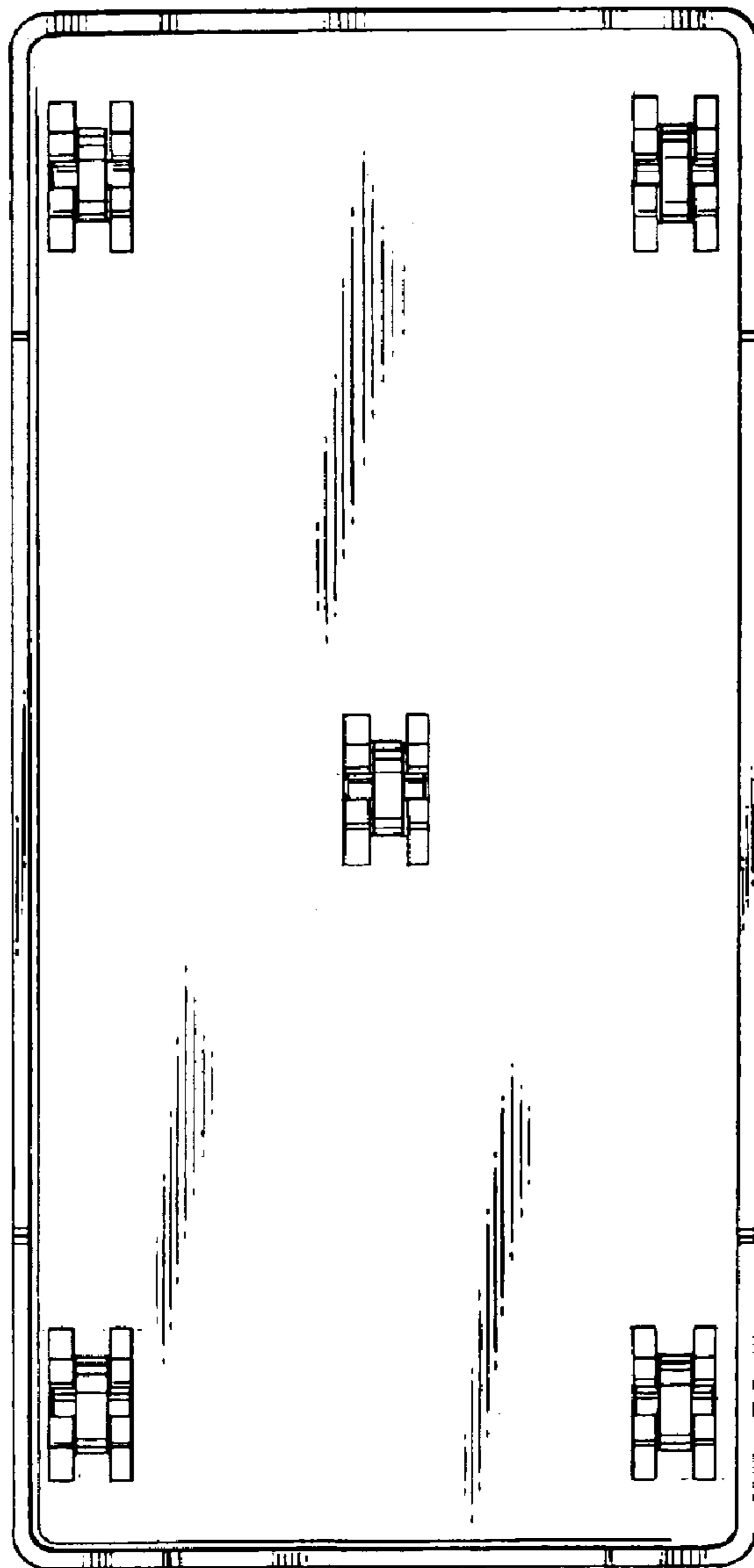


Fig. 3