



US00D524307S

(12) **United States Design Patent**
Kim et al.

(10) **Patent No.: US D524,307 S**

(45) **Date of Patent: ** Jul. 4, 2006**

(54) **NOTEBOOK COMPUTER**

(75) Inventors: **Eun-Young Kim**, Seoul (KR);
Myung-Jung Kim, Seoul (KR)

(73) Assignee: **Samsung Electronics Co., LTD**,
Kyunggi-do (KR)

(**) Term: **14 Years**

(21) Appl. No.: **29/236,252**

(22) Filed: **Aug. 12, 2005**

(51) **LOC (8) Cl.** **14-02**

(52) **U.S. Cl.** **D14/327**

(58) **Field of Classification Search** D14/315-328;
D18/1, 2, 7, 11; 235/145 A, 145 R; 341/22,
341/23; 345/104, 156, 168, 169, 173, 87,
345/901-905; 361/680-686; 400/486, 489

See application file for complete search history.

(56) **References Cited**

U.S. PATENT DOCUMENTS

D335,870 S	5/1993	Yun	
D336,465 S	6/1993	Kim	
D338,457 S	8/1993	Kim	
D348,442 S	7/1994	Yoon	
D384,043 S	* 9/1997	Tamaki D14/318
D425,874 S	* 5/2000	Tanimura D14/318
D431,821 S	* 10/2000	Mizuno D14/318
D466,498 S	* 12/2002	Wang D14/318
D492,678 S	7/2004	Kim et al.	
6,876,546 B1	* 4/2005	Tsao 361/683
D504,683 S	* 5/2005	Kim et al. D14/315

OTHER PUBLICATIONS

U.S. Appl. No. 29/231,249, Applicant: Seung-Hyun Paek, et al., filed Jun. 2, 2005 entitled Notebook Computer.

U.S. Appl. No. 29/235,000, Applicant: Yeo-Wan Yun, et al., filed Jul. 26, 2005 entitled Notebook Computer.

U.S. Appl. No. 29/236,251, Applicant: Seung-Wook Jeong, et al., filed Aug. 12, 2005 entitled Notebook Computer.

U.S. Appl. No. 29/236,253, Applicant: Sang-Won Yoon, filed Aug. 12, 2005 entitled Notebook Computer.

U.S. Appl. No. 29/236,254, Applicant: Tae-Woo Kim, et al., filed Aug. 12, 2005 entitled Notebook Computer.

* cited by examiner

Primary Examiner—Freda S. Nunn

(74) *Attorney, Agent, or Firm*—Fynn, Thiel Boutell & Tanis, P.C.

(57) **CLAIM**

The ornamental design for a notebook computer, as shown and described.

DESCRIPTION

FIG. 1. is a top front perspective view of a notebook computer showing our new design.

FIG. 2. is a front elevational view thereof.

FIG. 3. is a rear elevational view thereof.

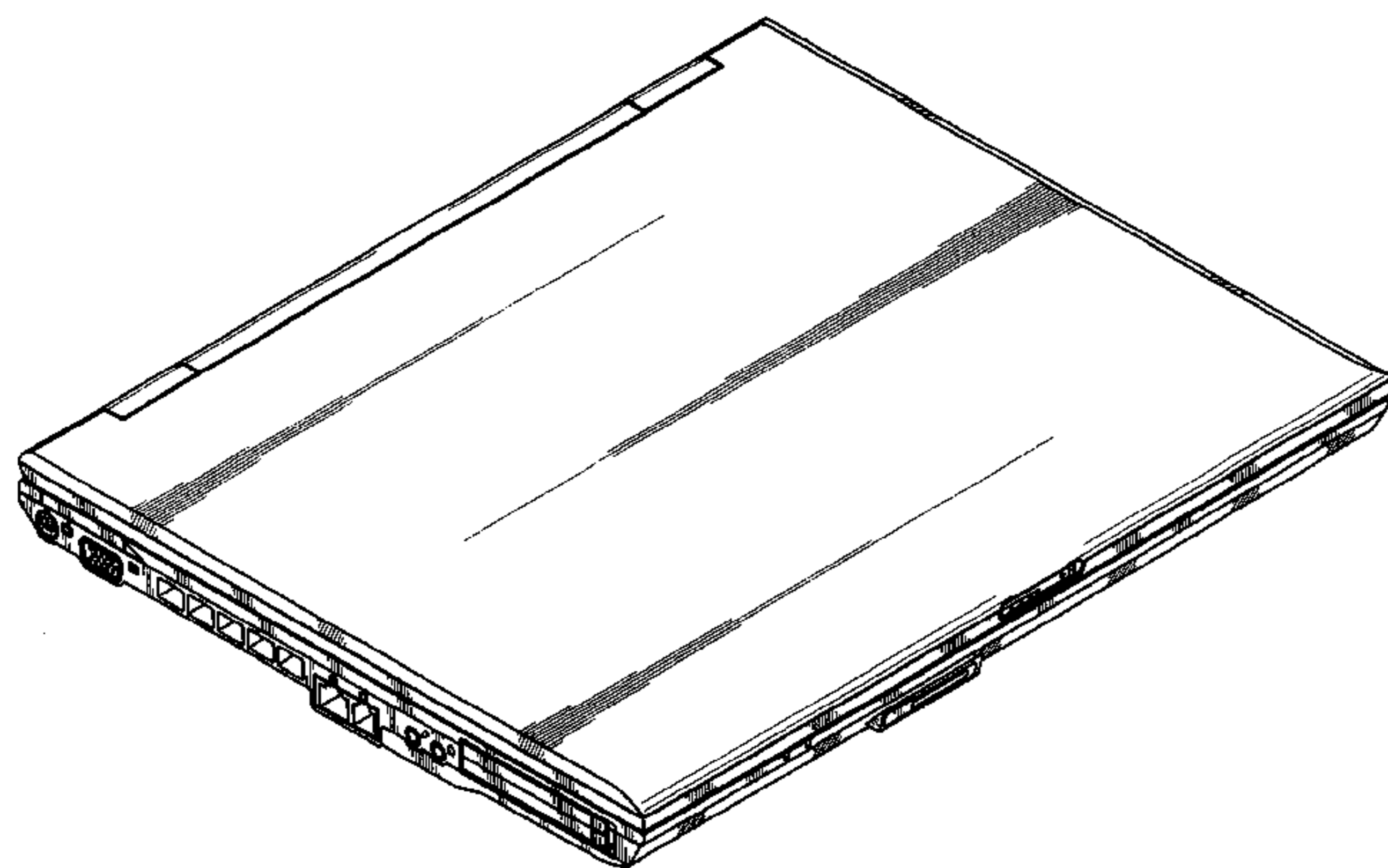
FIG. 4. is a left side elevational view thereof.

FIG. 5. is a right side elevational view thereof.

FIG. 6. is a top plan view thereof; and,

FIG. 7. is a bottom plan view thereof.

1 Claim, 4 Drawing Sheets



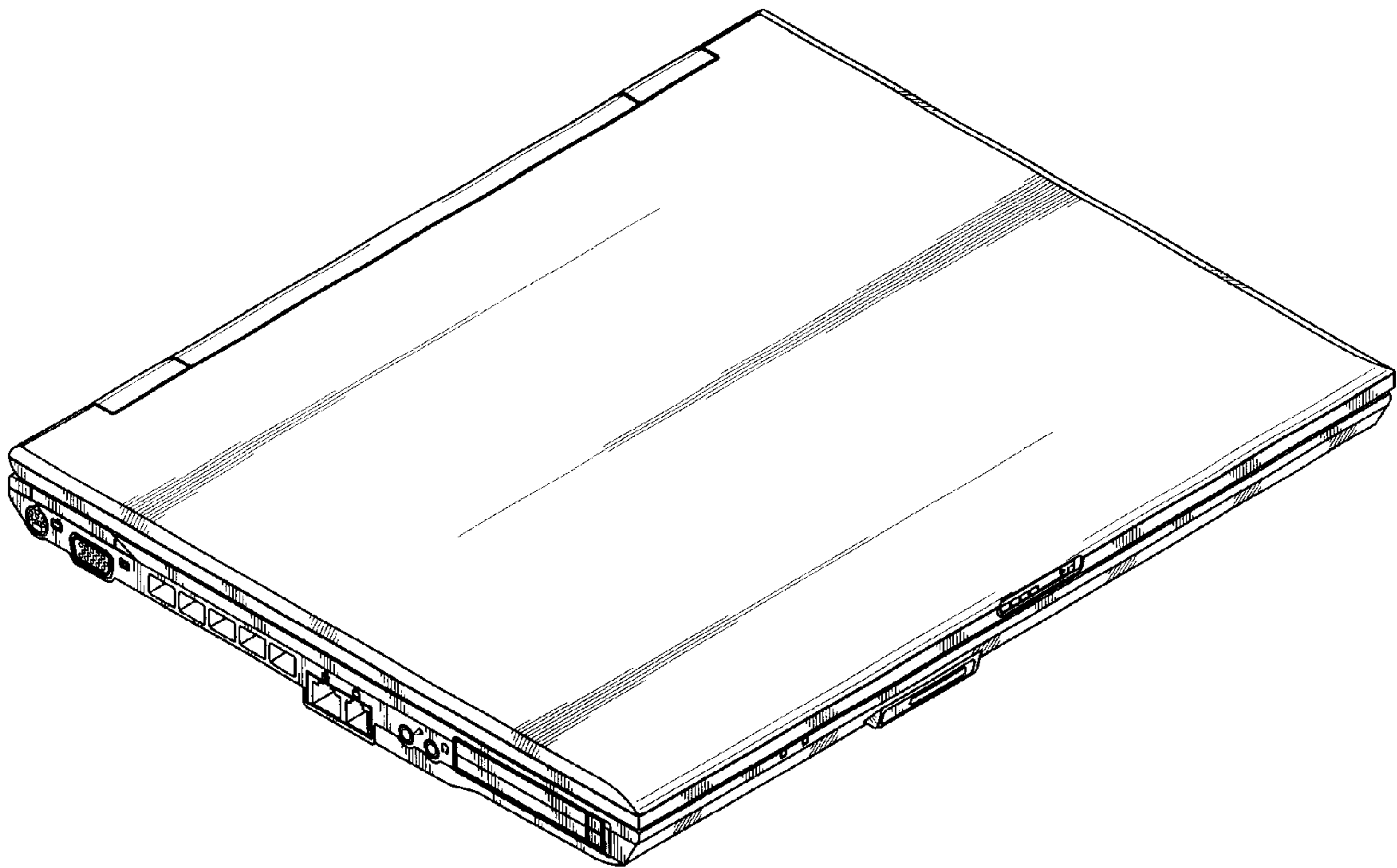


FIG. 1

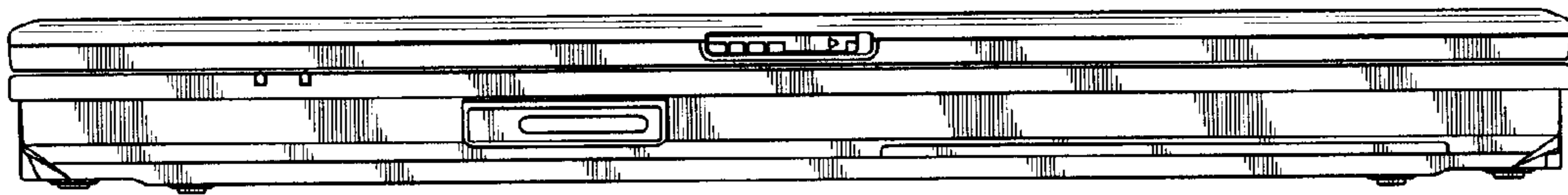


FIG. 2



FIG. 3

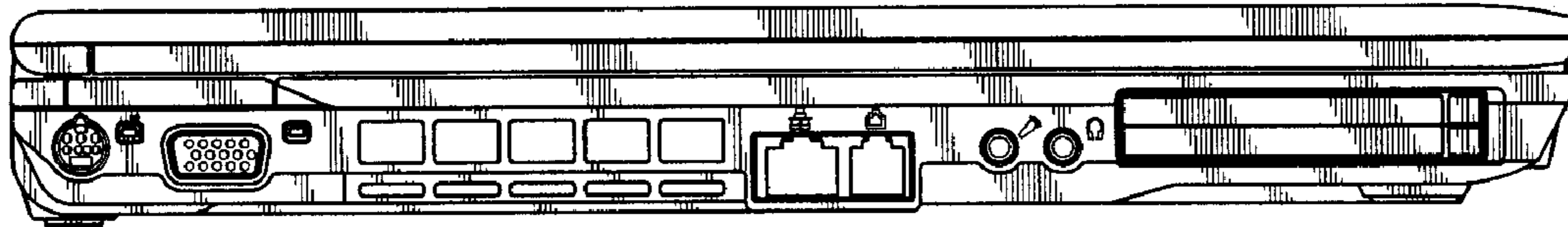


FIG. 4




FIG. 5




FIG. 6

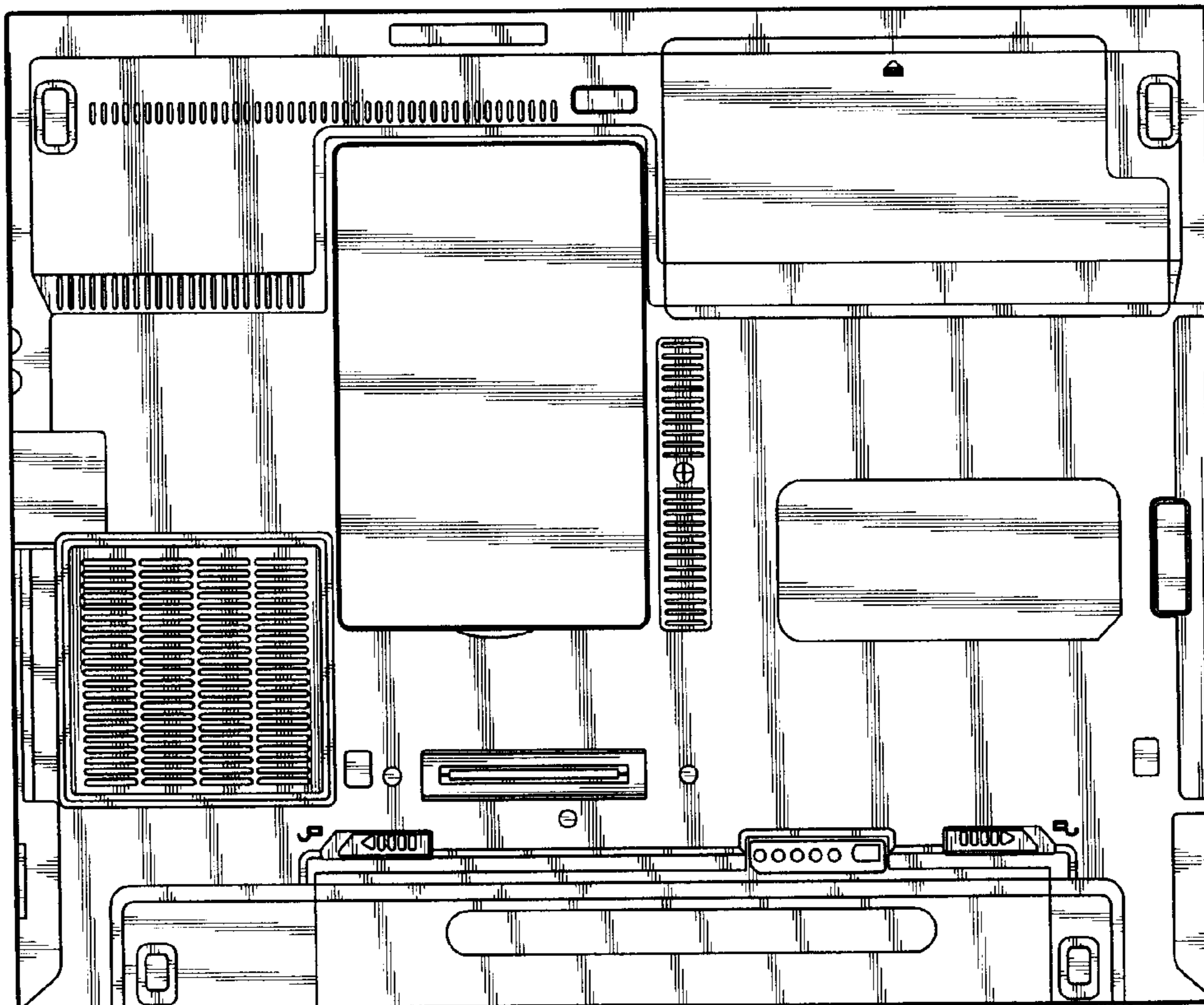


FIG. 7