



US00D524296S

(12) **United States Design Patent**
Kita

(10) **Patent No.:** **US D524,296 S**
(45) **Date of Patent:** **** Jul. 4, 2006**

(54) **REMOTE CONTROLLER FOR TELEVISION SET**

(75) Inventor: **Toshiyuki Kita**, Osaka (JP)

(73) Assignee: **Sharp Kabushiki Kaisha**, Osaka (JP)

(**) Term: **14 Years**

(21) Appl. No.: **29/207,325**

(22) Filed: **Jun. 14, 2004**

(30) **Foreign Application Priority Data**

Dec. 11, 2003 (JP) 2003-036698

(51) **LOC (8) Cl.** **14-03**

(52) **U.S. Cl.** **D14/218**

(58) **Field of Classification Search** D14/174,
D14/217, 218, 137-139, 151, 191-193, 299,
D14/167, 168; D13/168, 162-164; D21/512-517,
D21/566; D10/104, 106; 455/352-355, 151.1-151.4,
455/128, 347, 90.3; 348/114, 734
See application file for complete search history.

(56) **References Cited**

U.S. PATENT DOCUMENTS

- D342,258 S 12/1993 Saito et al.
- D342,260 S 12/1993 Sakata
- D367,648 S * 3/1996 Smith et al. D14/343

- D380,473 S 7/1997 Otani
- D394,264 S 5/1998 Sakamoto et al.
- D398,903 S * 9/1998 Chacon et al. D14/343
- D400,189 S * 10/1998 Yotukura D14/343
- D430,556 S * 9/2000 Takahashi et al. D14/218
- D440,951 S * 4/2001 Kolinen D14/138
- D458,920 S 6/2002 Kita
- D459,341 S 6/2002 Sacki et al.
- D463,405 S * 9/2002 Masujima et al. D14/218

* cited by examiner

Primary Examiner—Louis S. Zarfaz

Assistant Examiner—John Windmuller

(74) *Attorney, Agent, or Firm*—Nixon & Vanderhye P.C.

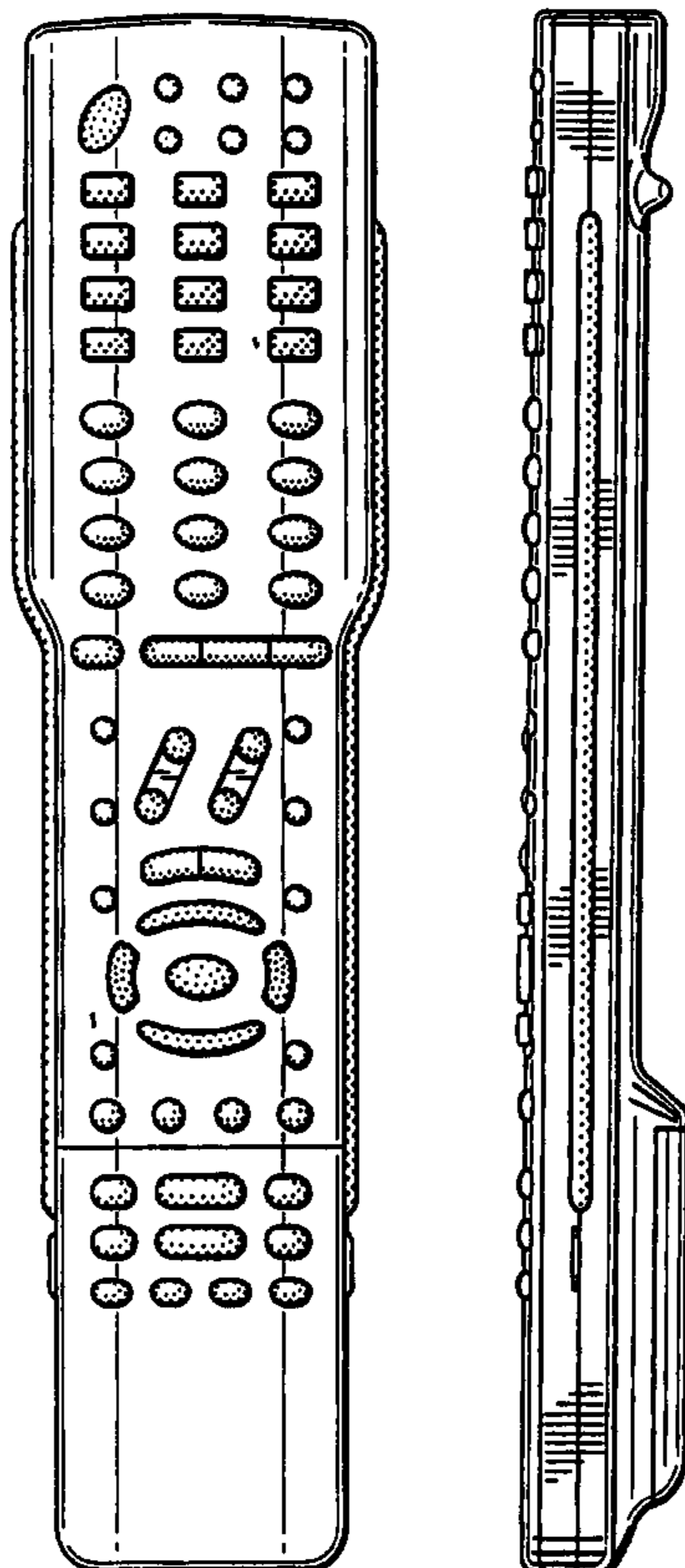
(57) **CLAIM**

The ornamental design for a “remote controller for television set,” as shown and described.

DESCRIPTION

FIG. 1 is a top, front and right side perspective view of a remote controller for television set according to my design; FIG. 2 is a front elevational view thereof; FIG. 3 is a rear elevational view thereof; FIG. 4 is a top plan view thereof; FIG. 5 is a bottom plan view thereof; FIG. 6 is a right side elevational view thereof; and, FIG. 7 is a left side elevational view thereof.

1 Claim, 3 Drawing Sheets



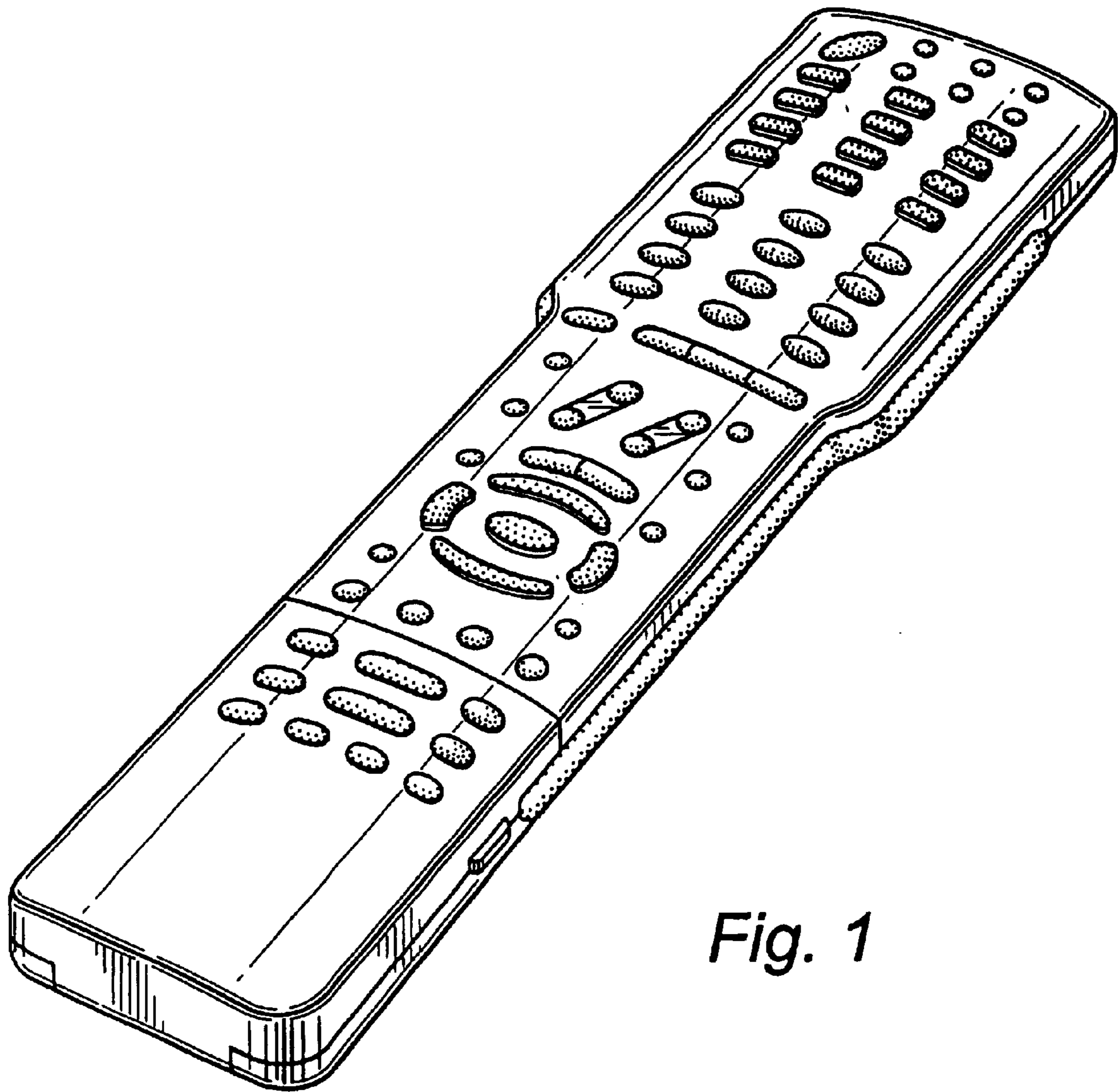


Fig. 1

Fig. 2

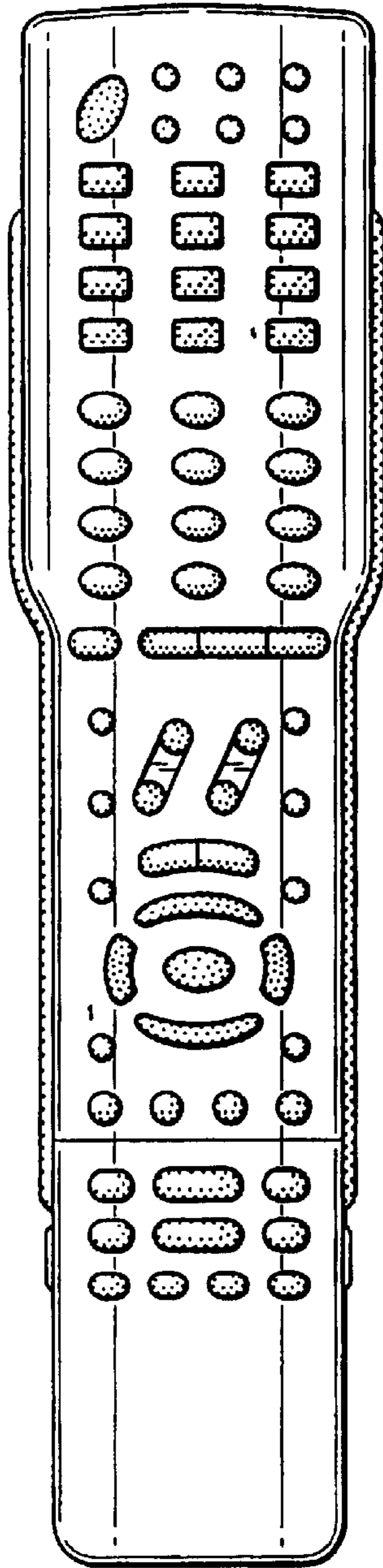


Fig. 3





Fig. 4

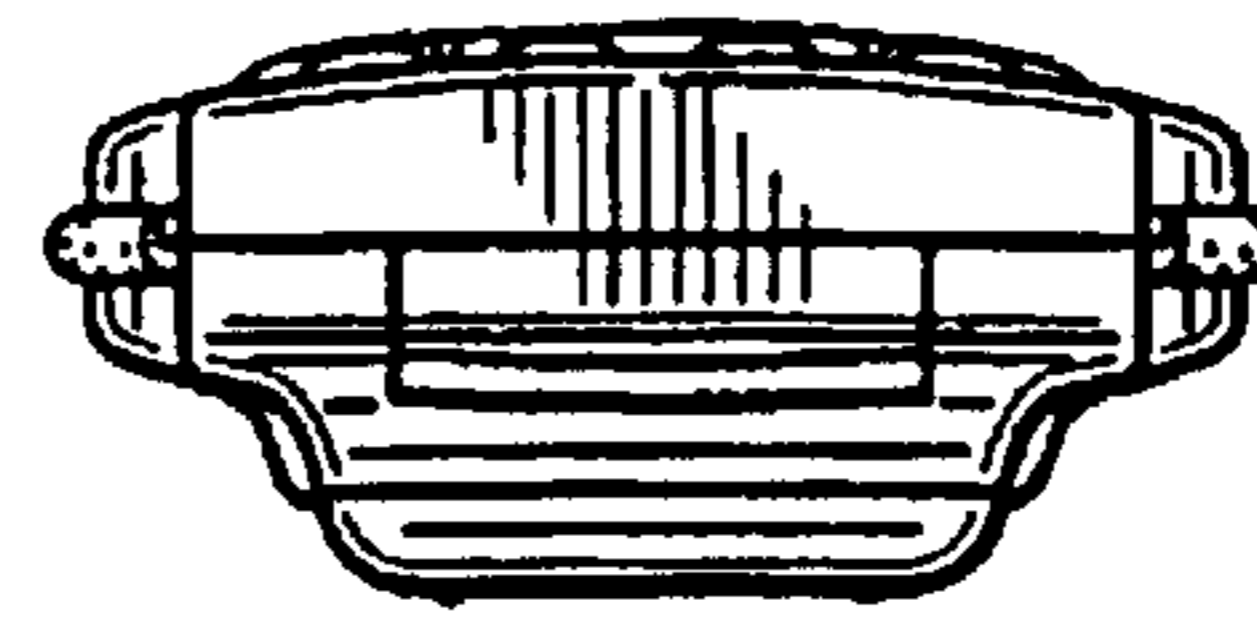


Fig. 5

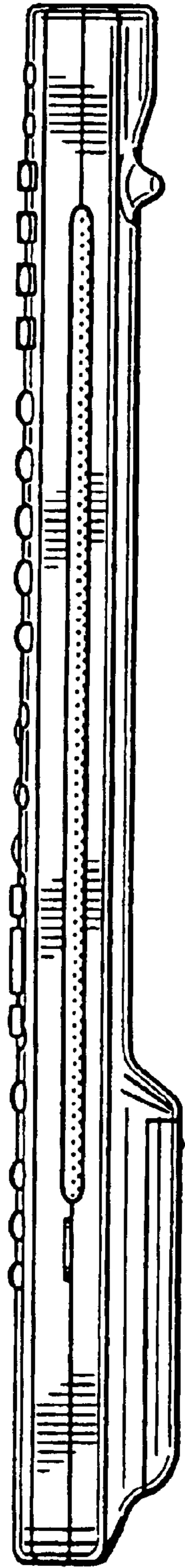


Fig. 6

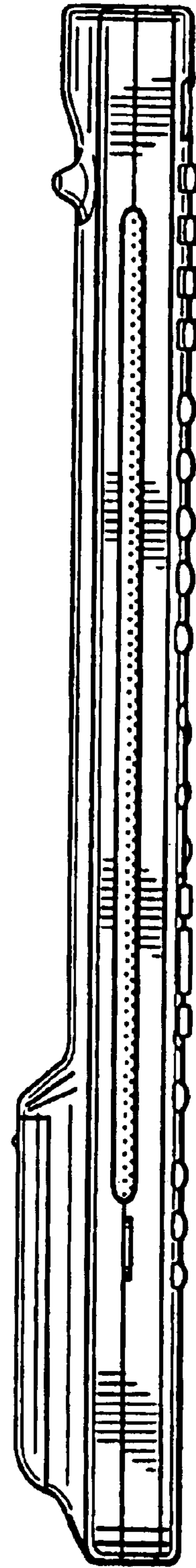


Fig. 7