

US00D524284S

(12) **United States Design Patent** (10) **Patent No.:** **US D524,284 S**
Beasley et al. (45) **Date of Patent:** **** Jul. 4, 2006**

(54) **BASE FOR CORDLESS TELEPHONE**
(75) Inventors: **Jeffrey R. Beasley**, Suwanee, GA (US);
Christopher G. Franck, Decatur, GA
(US); **Matthew M. Julian**, Sunrise, FL
(US)

(73) Assignee: **General Instrument Corporation**,
Horsham, PA (US)

(**) Term: **14 Years**

(21) Appl. No.: **29/224,512**

(22) Filed: **Mar. 3, 2005**

(51) **LOC (8) Cl.** **14-03**

(52) **U.S. Cl.** **D14/151**

(58) **Field of Classification Search** D14/130,
D14/138, 140, 142-144, 147-151, 243, 251,
D14/253, 329-330, 434; D13/107-108; D21/405,
D21/517; 379/419, 428.01-428.04, 433.01-433.13,
379/434, 440; 455/90.3, 556.1, 556.2, 566,
455/575.1; 320/107-108, 114-115

See application file for complete search history.

(56) **References Cited**

U.S. PATENT DOCUMENTS

D257,772 S * 1/1981 Fukutani D14/151
D286,042 S * 10/1986 Fukutani D14/151
D294,253 S * 2/1988 Read D14/150
D296,783 S * 7/1988 Asaki et al. D14/151
D299,228 S * 1/1989 Kurosu et al. D14/151
D302,689 S * 8/1989 Murakami et al. D14/138
D306,295 S * 2/1990 Nagele D14/149
D307,427 S * 4/1990 Polhemus D14/151
4,979,205 A * 12/1990 Haraguchi et al. 455/411
D316,548 S * 4/1991 Yeung D14/144
D316,857 S * 5/1991 Park D14/138
D317,449 S * 6/1991 Kanatani et al. D14/138
D318,051 S * 7/1991 Danielson et al. D14/142
D319,826 S * 9/1991 Hung D14/142
D320,982 S * 10/1991 Siddoway D14/137
D321,511 S * 11/1991 Swarthout et al. D14/151
D322,436 S * 12/1991 Myoga D14/138
D328,295 S * 7/1992 Gagnon et al. D14/142
D339,133 S * 9/1993 Roegner D14/151

D347,633 S * 6/1994 Keung D14/151
D349,899 S * 8/1994 Siddoway et al. D14/151
D356,087 S * 3/1995 Jarrett et al. D14/151
D363,286 S * 10/1995 Solomita D14/151
D364,622 S * 11/1995 Hillenmayer D14/151
D375,935 S * 11/1996 Nagele et al. D13/108
D405,447 S * 2/1999 Landry et al. D14/151
5,952,814 A * 9/1999 Van Lerberghe 320/108
D415,153 S * 10/1999 Fitzgerald D14/150
D438,524 S * 3/2001 Batson et al. D14/151
D456,795 S * 5/2002 Hughes et al. D14/149
D489,348 S * 5/2004 Robertson et al. D14/151
D511,510 S * 11/2005 Beasley et al. D14/149
D513,411 S * 1/2006 Beasley et al. D14/149

FOREIGN PATENT DOCUMENTS

WO DM/046695 * 2/1999
WO DM/051580 * 6/1999
WO DM/050606 * 11/1999
WO DM/055666 * 5/2000
WO DM/064090 * 3/2002
WO DM/060792 * 6/2002
WO DM/061041 * 6/2002

* cited by examiner

Primary Examiner—Jeffrey D. Asch

Assistant Examiner—C. J. Wright

(74) *Attorney, Agent, or Firm*—Benjamin D Drisco, II

(57) **CLAIM**

The ornamental design for a base for a cordless telephone,
as shown and described.

DESCRIPTION

FIG. 1 is a front perspective view of a base for cordless
telephone;

FIG. 2 is a top view of the base of FIG. 1;

FIG. 3 is a bottom view of the base of FIG. 1;

FIG. 4 is a side end view of the base of FIG. 1;


FIG. 5 is an opposite side end view of the base of FIG. 1;

FIG. 6 is a front view of the base of FIG. 1; and,

FIG. 7 is a back view of the base of FIG. 1.

The portions drawn in broken lines are shown for illustrative
purposes only and do not form part of the claimed design.

1 Claim, 4 Drawing Sheets






FIG. 1

FIG. 2

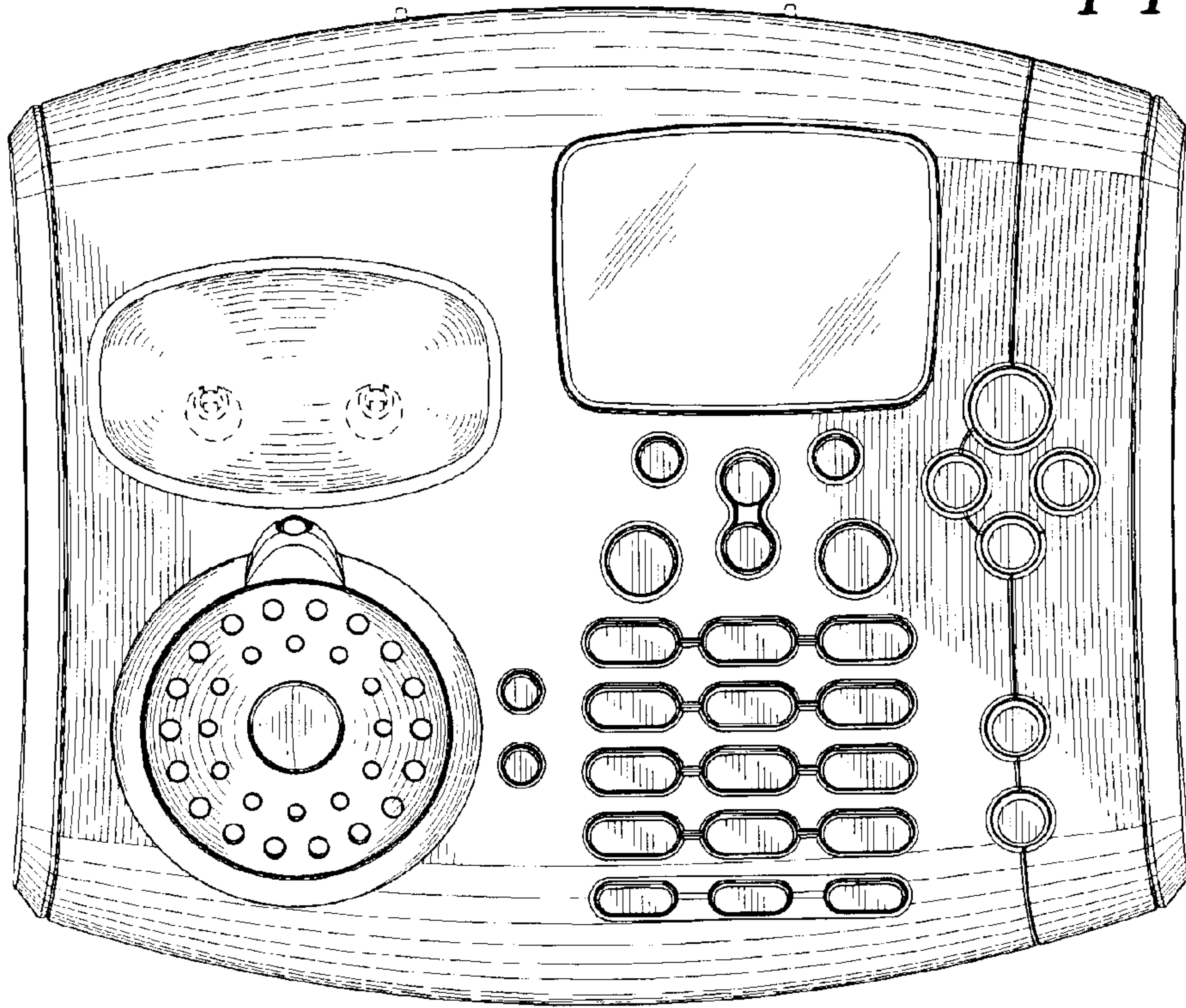
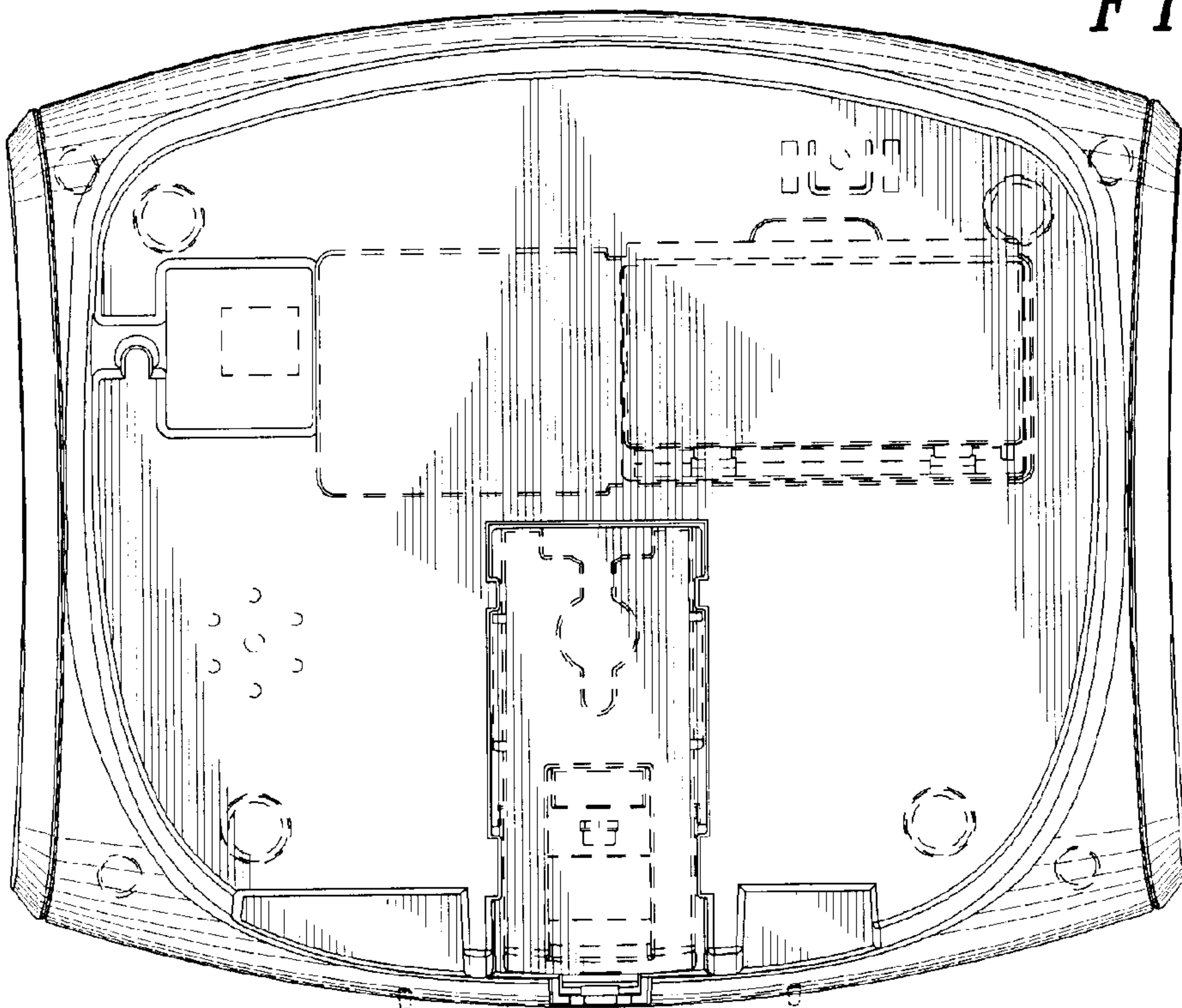


FIG. 3



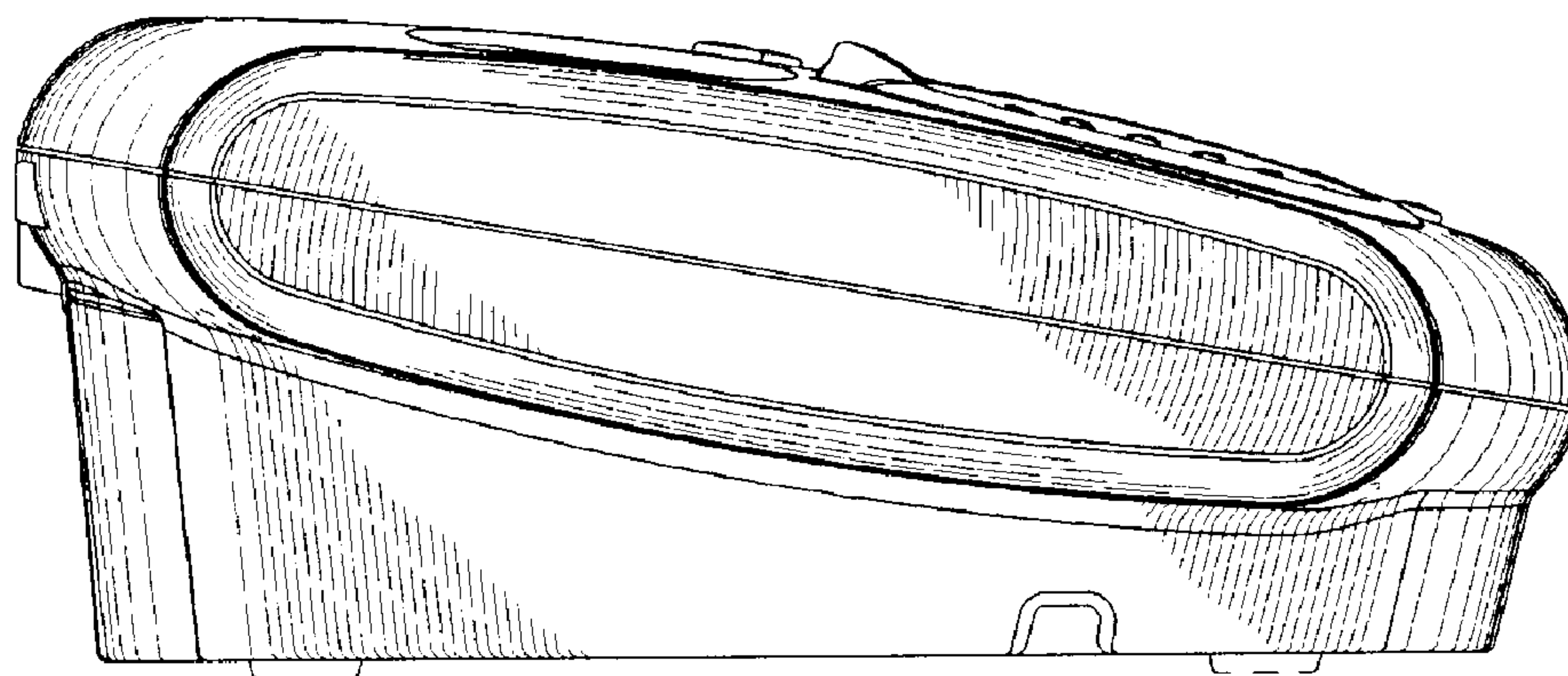


FIG. 4

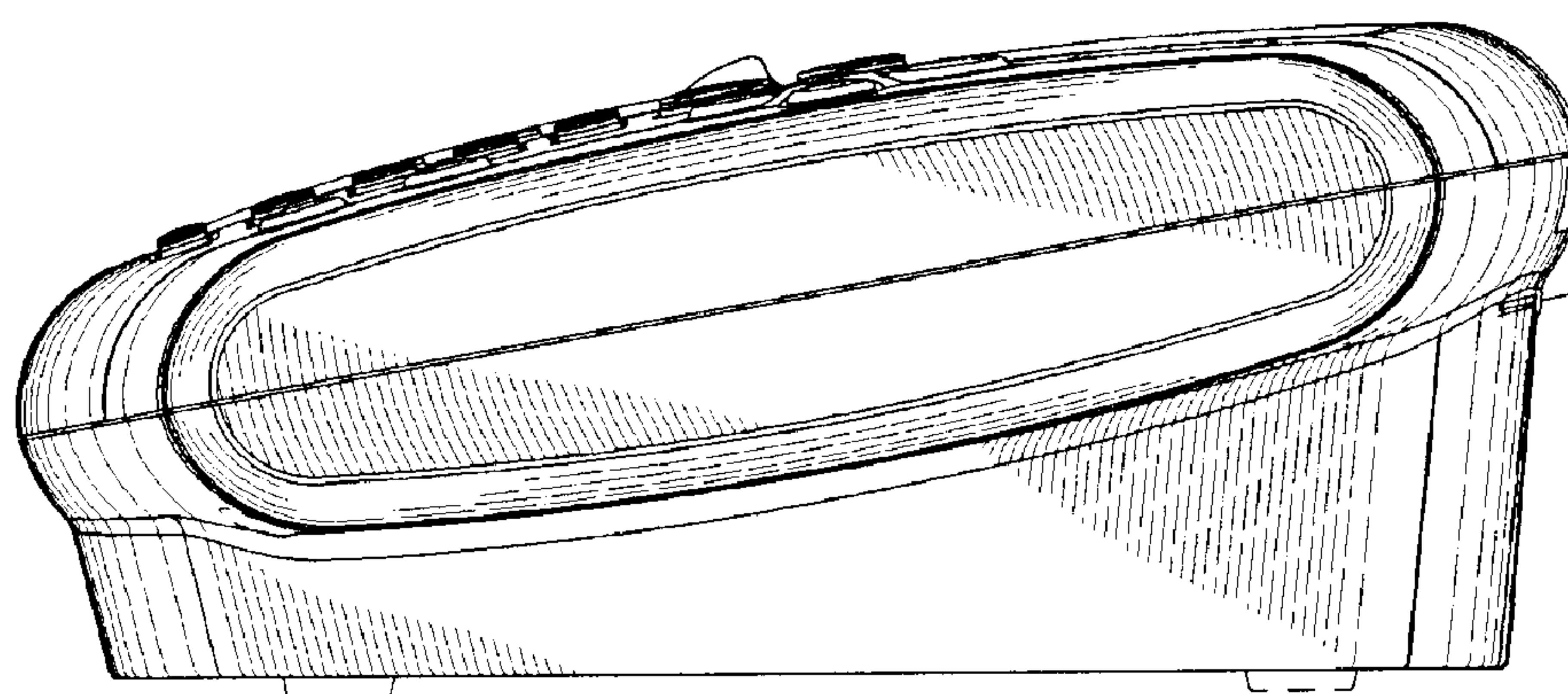


FIG. 5

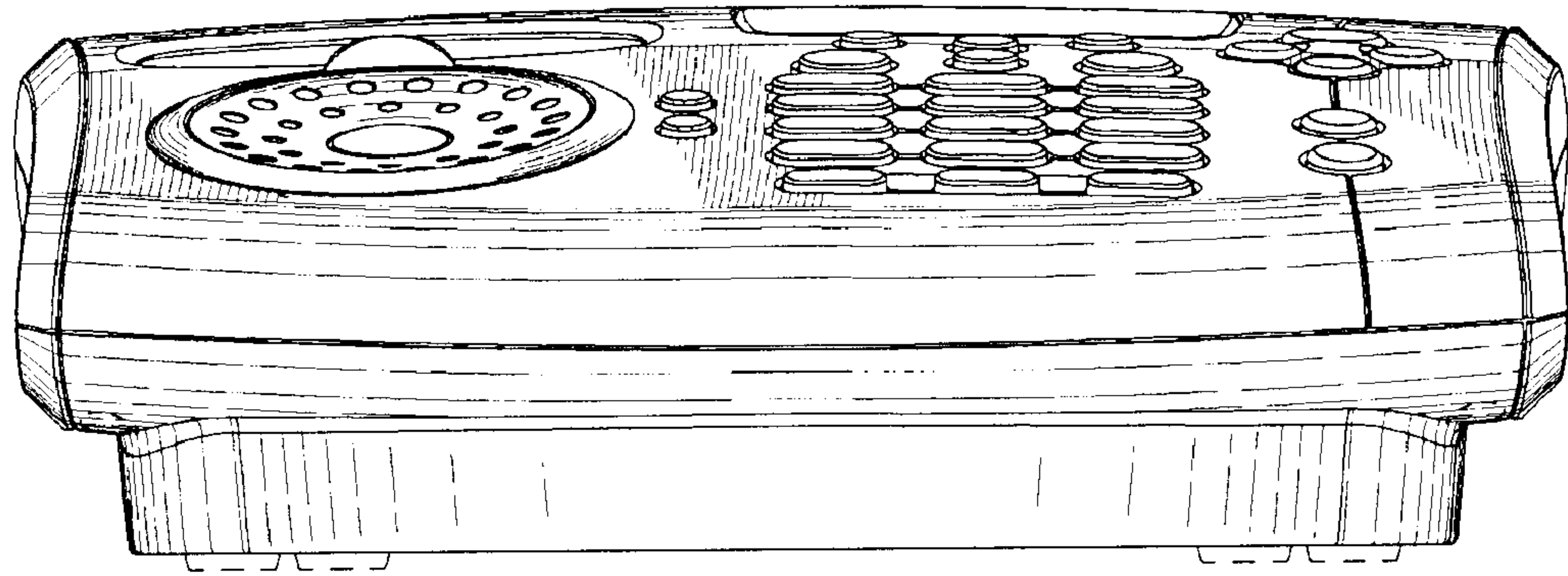


FIG. 6

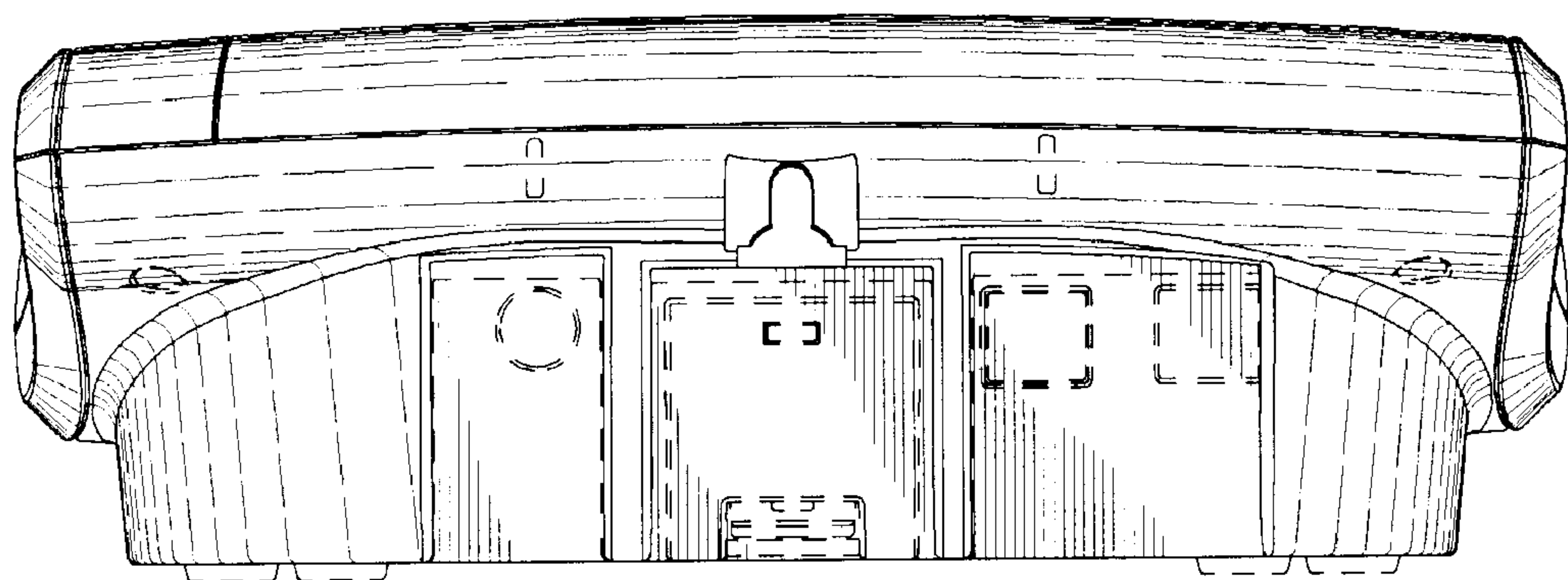


FIG. 7