



US00D524281S

(12) **United States Design Patent**
Franck et al.

(10) **Patent No.:** **US D524,281 S**
(45) **Date of Patent:** **** Jul. 4, 2006**

(54) **TELEPHONE HEADSET**
(75) Inventors: **Christopher G. Franck**, Decatur, GA
(US); **Jeffery R. Beasley**, Suwanee, GA
(US); **Matthew M. Julian**, Sunrise, FL
(US)

(73) Assignee: **General Instrument Corporation**,
Horsham, PA (US)

(**) Term: **14 Years**

(21) Appl. No.: **29/224,518**

(22) Filed: **Mar. 3, 2005**

(51) **LOC (8) Cl.** **14-03**
(52) **U.S. Cl.** **D14/147**
(58) **Field of Classification Search** D14/137,
D14/138, 147-148, 247-248, 144, 218, 341-347;
379/433.01-433.13, 434; D13/168; D21/517;
455/556.1, 556.2, 566, 575.1, 90.3
See application file for complete search history.

(56) **References Cited**

U.S. PATENT DOCUMENTS

4,672,685 A * 6/1987 Phillips et al. 455/575.7
D322,435 S * 12/1991 Nakamachi et al. D14/138
D334,187 S * 3/1993 Matsuda D14/138
D353,807 S * 12/1994 White D14/138
D356,561 S * 3/1995 Berry D14/138
D366,872 S * 2/1996 Nagele et al. D14/138
D377,171 S * 1/1997 Yokouchi D14/138
D383,748 S * 9/1997 Harris et al. D14/138
D384,079 S * 9/1997 Hung D14/248
D388,430 S * 12/1997 Harris et al. D14/138
D398,005 S * 9/1998 Lee D14/138
D406,133 S * 2/1999 Hackbarth D14/138
D408,032 S * 4/1999 Nagano et al. D14/138
D410,002 S * 5/1999 Collins D14/138
D412,169 S * 7/1999 Schnell D14/138
D412,170 S * 7/1999 Chan D14/147
D412,502 S * 8/1999 Fuke et al. D14/148
D436,090 S * 1/2001 Nagano et al. D14/138

D437,838 S * 2/2001 Ko D14/147
D442,157 S * 5/2001 Muenscher et al. D14/138
6,473,621 B1 * 10/2002 Heie 455/466
D469,069 S * 1/2003 Ng et al. D14/138
D477,582 S * 7/2003 Muenscher et al. D14/147
D477,583 S * 7/2003 Muenscher et al. D14/147
D477,817 S * 7/2003 Luminosu et al. D14/138
D479,711 S * 9/2003 Chen et al. D14/138
D480,375 S * 10/2003 Cebe et al. D14/147
D480,699 S * 10/2003 Robertson D14/147
D484,475 S * 12/2003 Sheu D14/138
D488,455 S * 4/2004 Robertson et al. D14/147
D492,657 S * 7/2004 Jensfelt D14/138
D507,250 S * 7/2005 Santos et al. D14/138
2004/0072544 A1 * 4/2004 Alexis 455/74.1

FOREIGN PATENT DOCUMENTS

WO DM/057523 * 7/2001
WO DM/059367 * 3/2002
WO DM/064090 * 3/2002
WO DM/060792 * 6/2002
WO DM/065064 * 2/2004

* cited by examiner

Primary Examiner—Jeffrey Asch

(74) *Attorney, Agent, or Firm*—Benjamin D. Driscoll

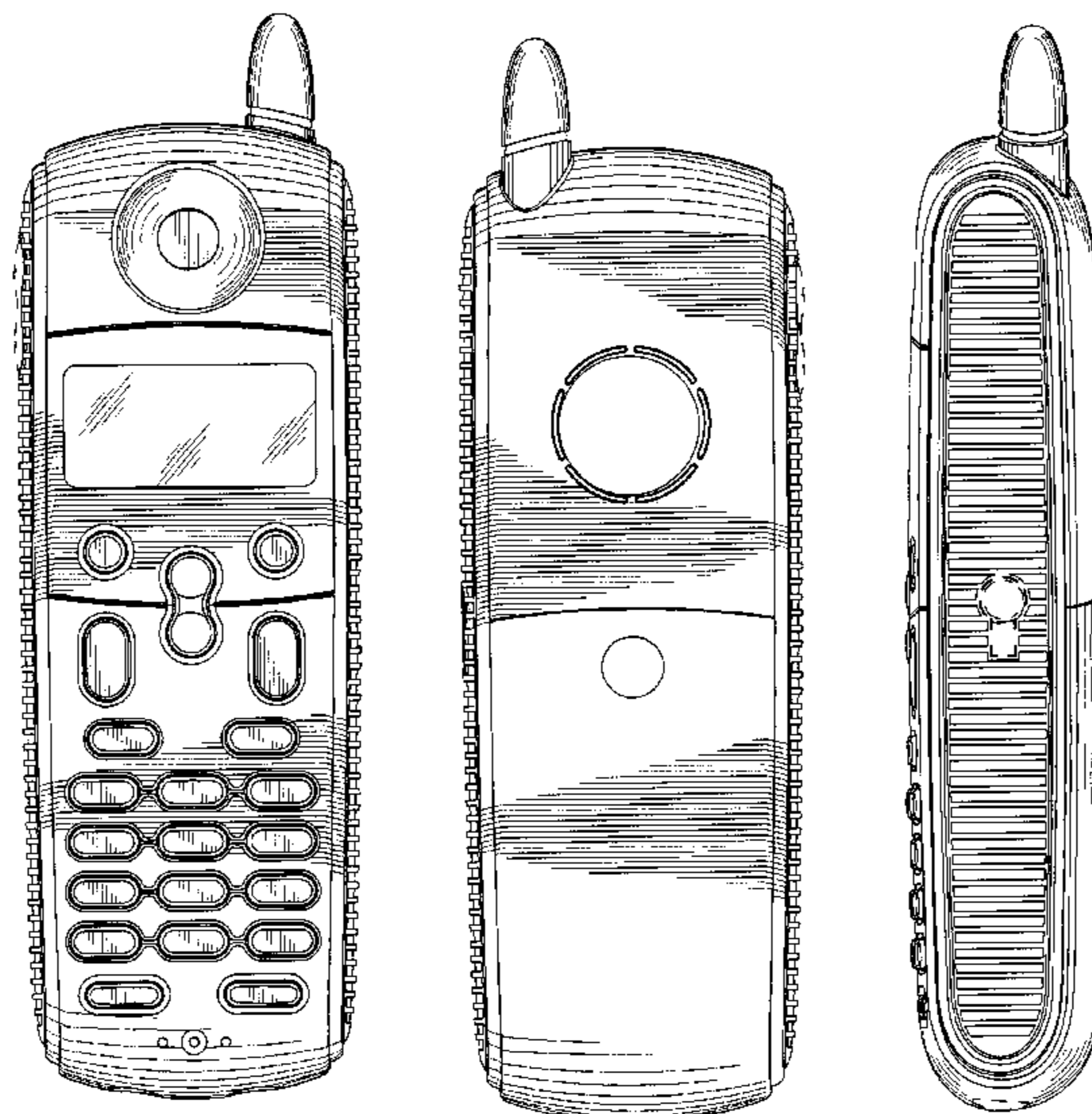
(57) **CLAIM**

The ornamental design for a telephone handset, as shown and described.

DESCRIPTION

FIG. 1 is a front perspective view of a telephone handset; FIG. 2 is a front view of the telephone handset of FIG. 1; FIG. 3 is a back view of the telephone handset of FIG. 1; FIG. 4 is a side view of the telephone handset of FIG. 1; FIG. 5 is an opposite side view of the telephone handset of FIG. 1; FIG. 6 is a top view of the telephone handset of FIG. 1; and, FIG. 7 is a bottom view of the telephone handset of FIG. 1. The portions drawn in broken lines are shown for illustrative purposes only and do not form part of the claimed design.

1 Claim, 3 Drawing Sheets



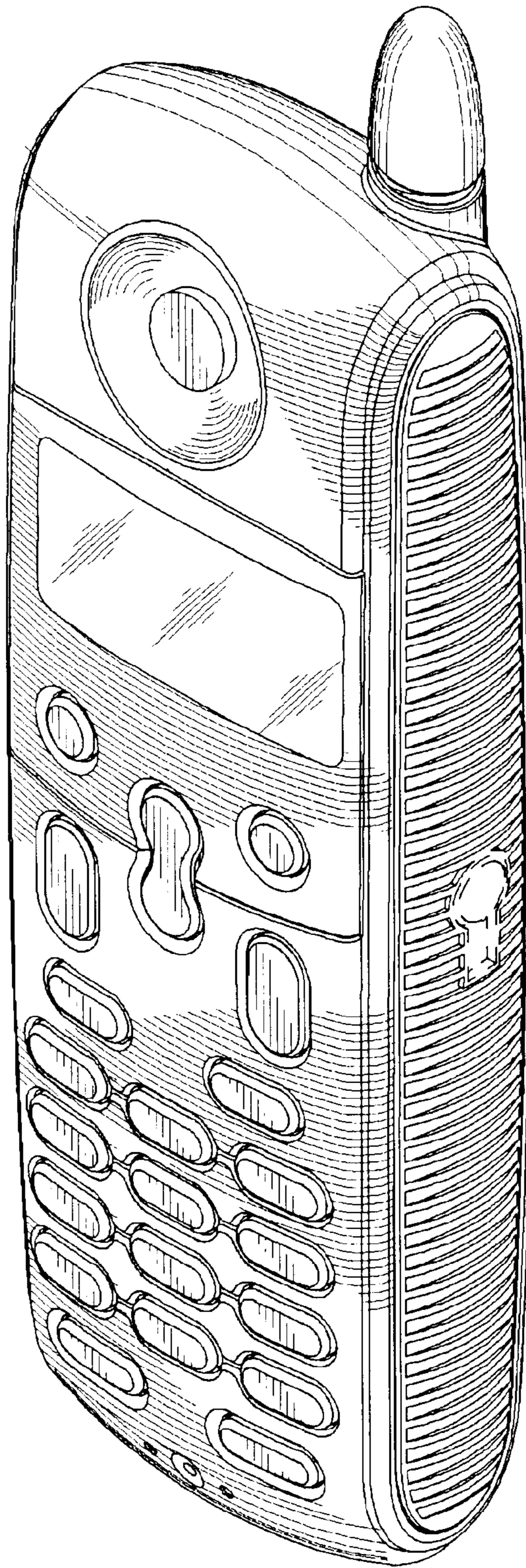


FIG. 1

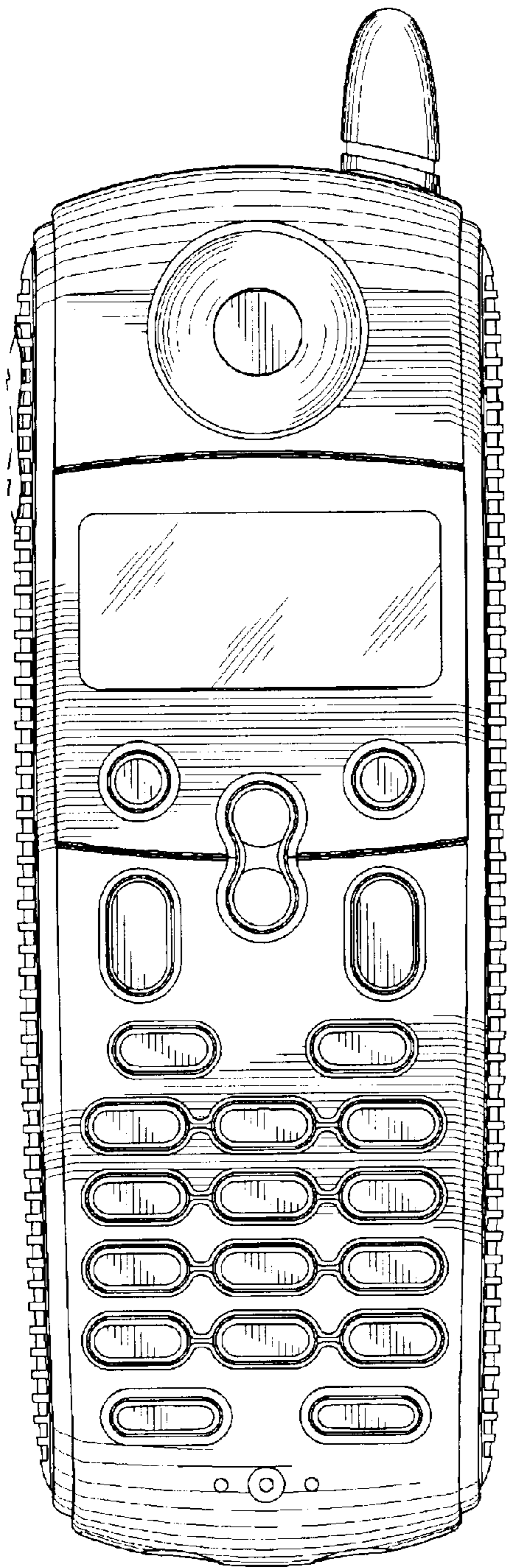


FIG. 2

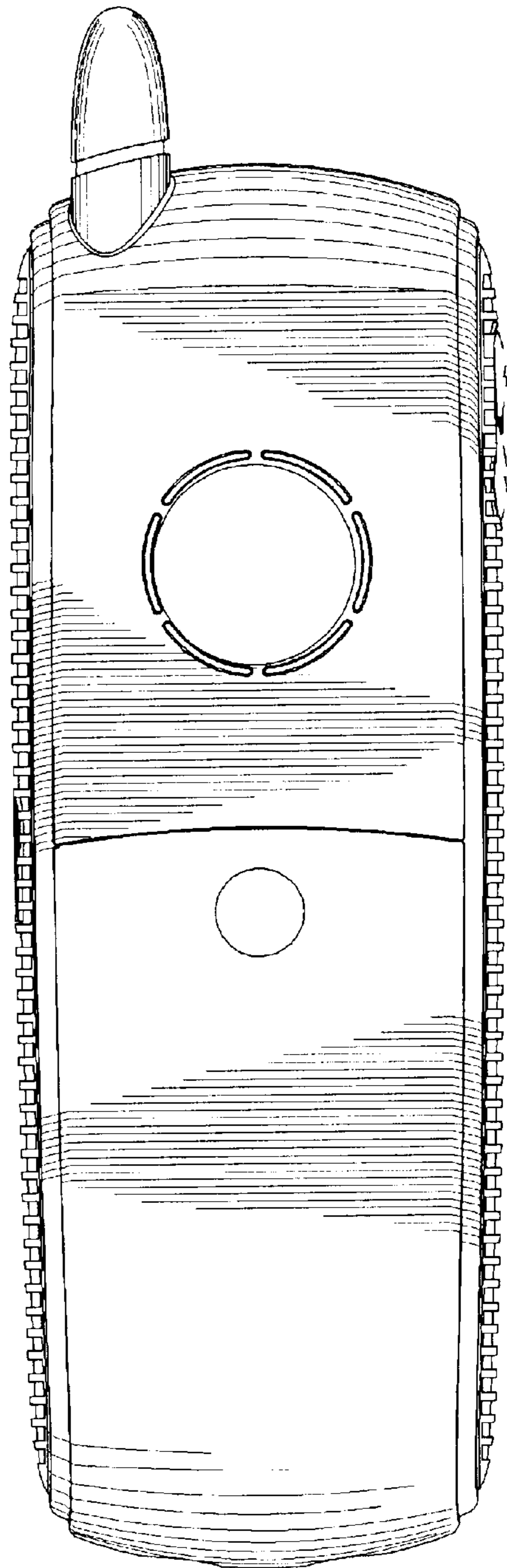


FIG. 3




FIG. 4




FIG. 5

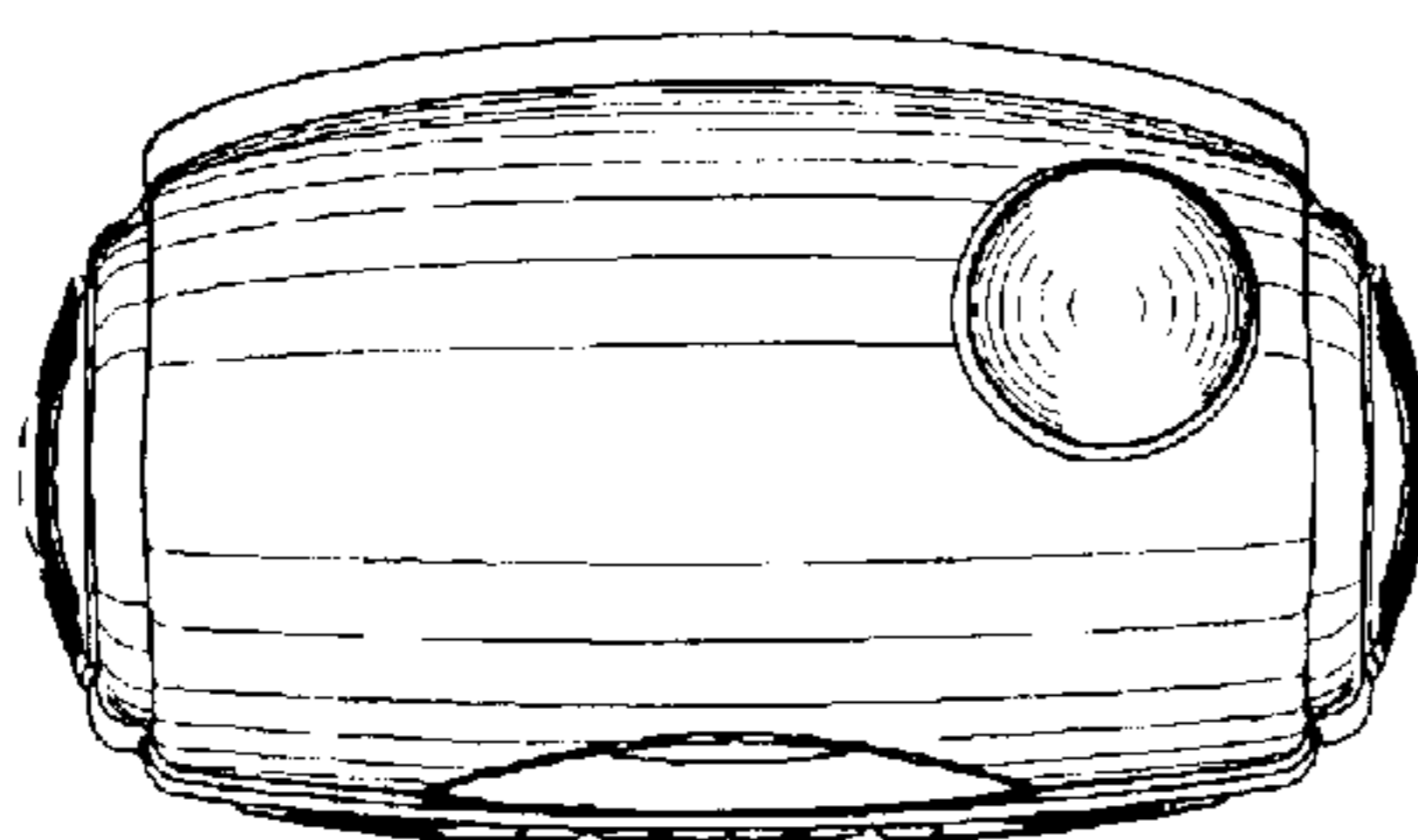


FIG. 6

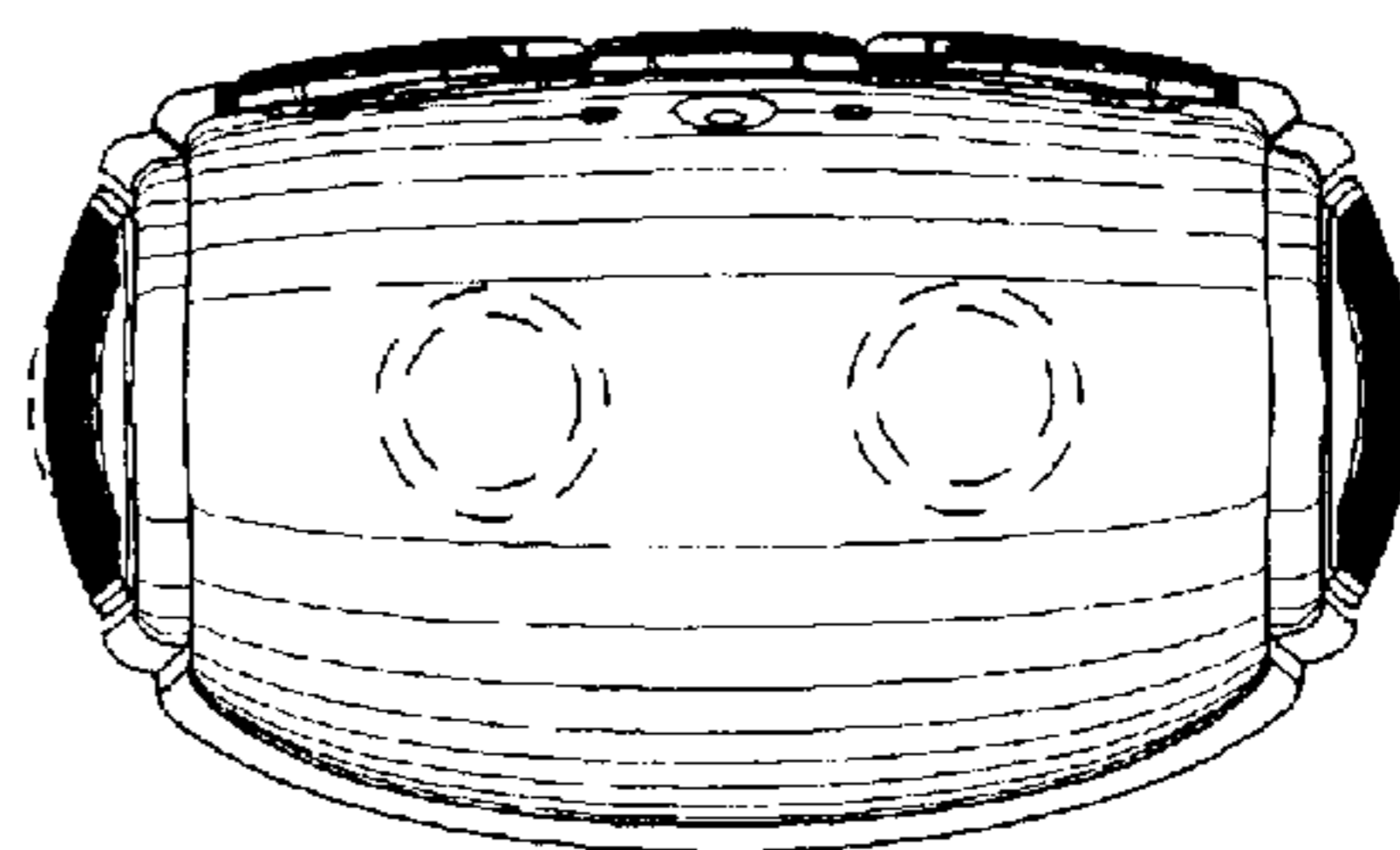


FIG. 7