



US00D524280S

(12) **United States Design Patent**  
**Julian**

(10) **Patent No.:** **US D524,280 S**  
(45) **Date of Patent:** **\*\* Jul. 4, 2006**

(54) **TELEPHONE HANDSET**  
(75) Inventor: **Matthew M. Julian**, Sunrise, FL (US)  
(73) Assignee: **General Instrument Corporation**,  
Horsham, PA (US)  
(\*\*) Term: **14 Years**  
(21) Appl. No.: **29/224,510**  
(22) Filed: **Mar. 3, 2005**

D480,699 S \* 10/2003 Robertson et al. .... D14/147  
D484,475 S \* 12/2003 Sheu ..... D14/138  
D488,455 S \* 4/2004 Robertson et al. .... D14/147  
D492,276 S \* 6/2004 Walliser et al. .... D14/138  
D492,660 S \* 7/2004 Kim et al. .... D14/138  
D496,641 S \* 9/2004 Seo ..... D14/138  
D496,918 S \* 10/2004 Seyberth ..... D14/138  
D502,157 S \* 2/2005 Kim et al. .... D14/138  
D503,163 S \* 3/2005 Chan et al. .... D14/138  
D506,190 S \* 6/2005 Mehandjiysky ..... D14/138  
D507,250 S \* 7/2005 Santos et al. .... D14/138  
2004/0072596 A1 \* 4/2004 Yamamoto et al. .... 455/566

(51) **LOC (8) Cl.** ..... **14-03**  
(52) **U.S. Cl.** ..... **D14/147**  
(58) **Field of Classification Search** ..... D14/137,  
D14/138, 147-148, 247-248, 144, 218, 341-347;  
379/433.01-433.13, 434; D13/168; D21/517;  
455/556.1, 556.2, 566, 575.1, 90.3  
See application file for complete search history.

**FOREIGN PATENT DOCUMENTS**

WO DM/057523 \* 7/2001  
WO DM/059367 \* 3/2002  
WO DM/064090 \* 3/2002  
WO DM/060792 \* 6/2002  
WO DM/065064 \* 2/2004

\* cited by examiner

(56) **References Cited**  
U.S. PATENT DOCUMENTS

4,672,685 A \* 6/1987 Phillips et al. .... 455/575.7  
D322,435 S \* 12/1991 Nakamachi et al. .... D14/138  
D366,872 S \* 2/1996 Nagele et al. .... D14/138  
D376,142 S \* 12/1996 Matsumoto ..... D14/138  
D383,748 S \* 9/1997 Harris et al. .... D14/138  
D384,079 S \* 9/1997 Hung ..... D14/248  
D388,430 S \* 12/1997 Harris et al. .... D14/138  
D408,032 S \* 4/1999 Nagano et al. .... D14/138  
D410,002 S \* 5/1999 Collins ..... D14/138  
D412,169 S \* 7/1999 Schnell et al. .... D14/138  
D412,502 S \* 8/1999 Fuke et al. .... D14/148  
D437,838 S \* 2/2001 Ko ..... D14/147  
D442,157 S \* 5/2001 Muenscher et al. .... D14/138  
D451,484 S \* 12/2001 Page et al. .... D14/137  
D469,069 S \* 1/2003 Ng et al. .... D14/138  
D477,582 S \* 7/2003 Muenscher et al. .... D14/147  
D477,583 S \* 7/2003 Muenscher et al. .... D14/147  
D477,817 S \* 7/2003 Luminosu et al. .... D14/138  
D480,375 S \* 10/2003 Cebe et al. .... D14/147

*Primary Examiner*—Jeffrey Asch  
(74) *Attorney, Agent, or Firm*—Benjamin D. Driscoll

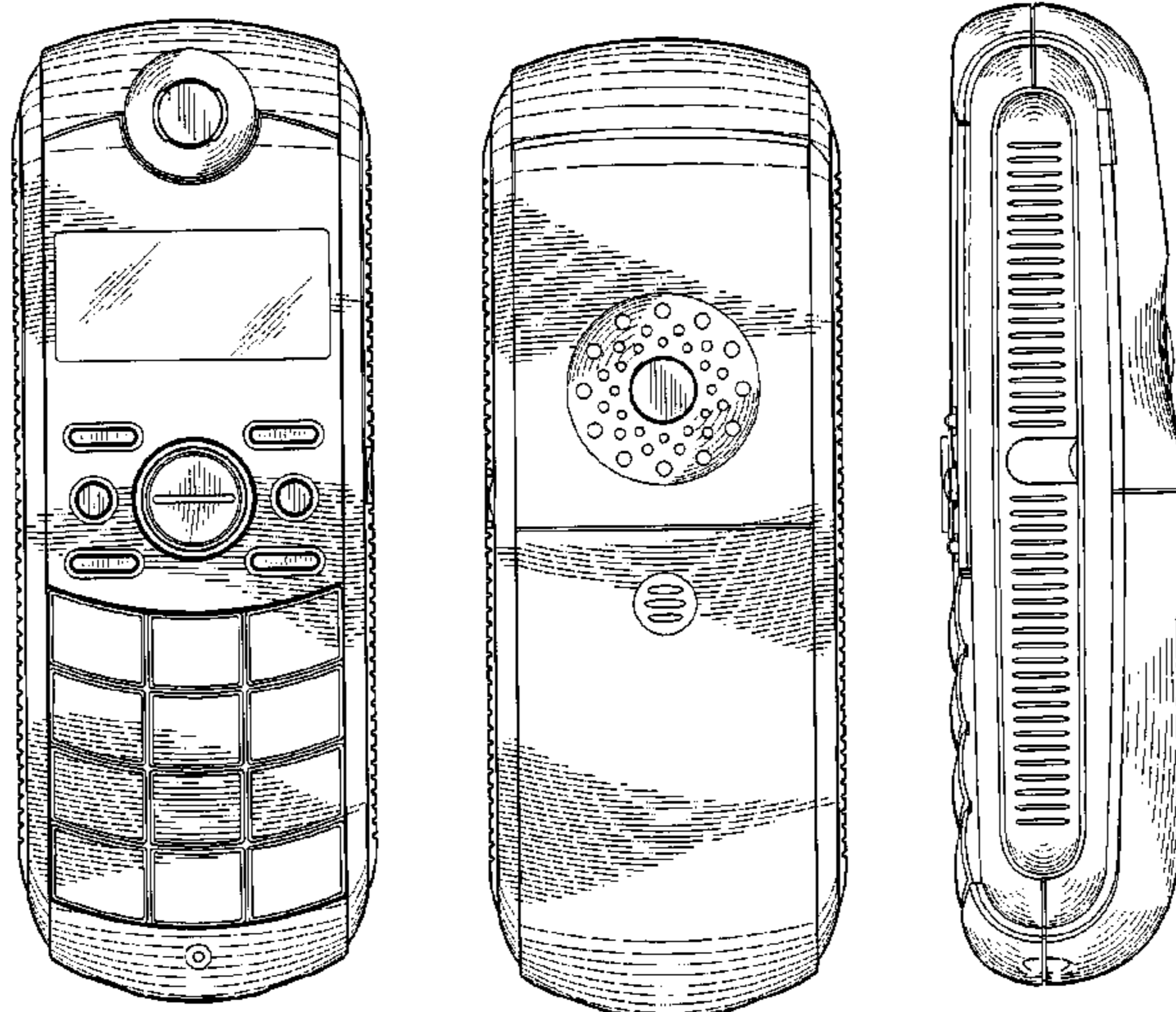
(57) **CLAIM**

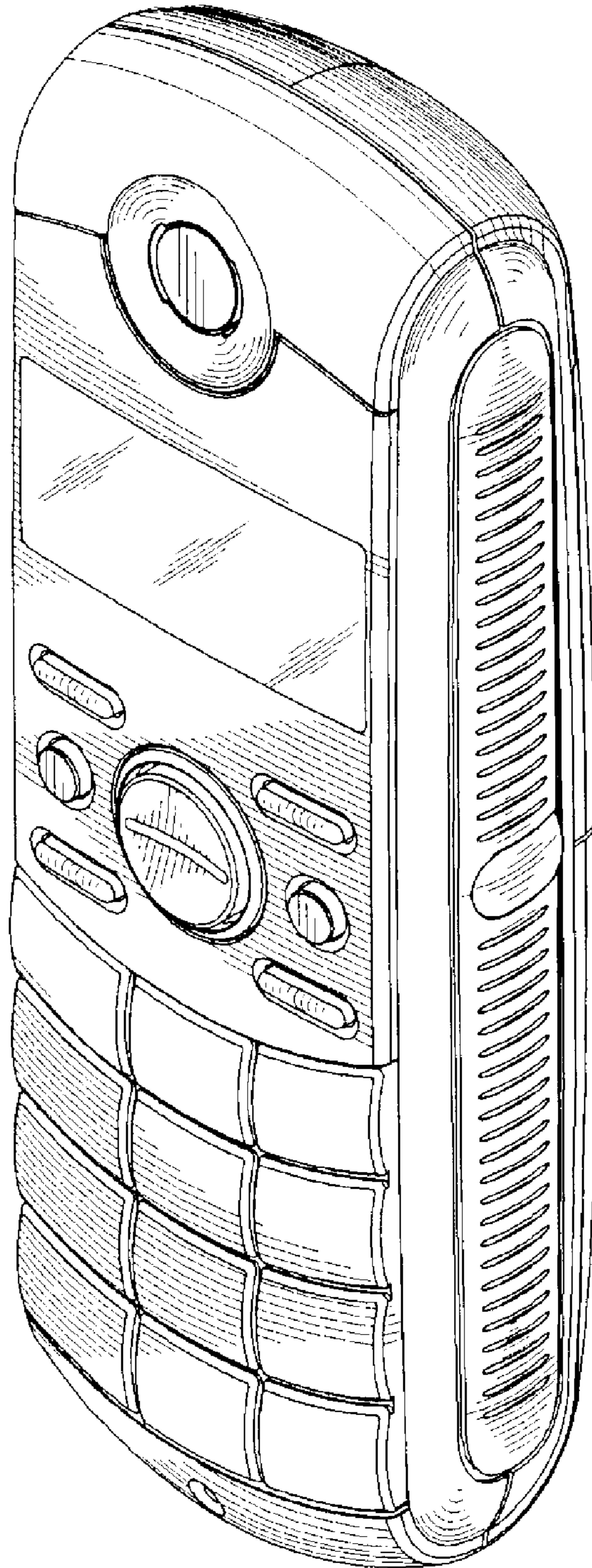
The ornamental design for a telephone handset, as shown and described.

**DESCRIPTION**

FIG. 1 is a front perspective view of a telephone handset; FIG. 2 is a front view of the handset of FIG. 1; FIG. 3 is a back view of the handset of FIG. 1; FIG. 4 is a side view of the handset of FIG. 1; FIG. 5 is an opposite side view of the handset of FIG. 1; FIG. 6 is a top view of the handset of FIG. 1; and, FIG. 7 is a bottom view of the handset of FIG. 1. The portions drawn in broken lines are shown for illustrative purposes only and do not form part of the claimed design.

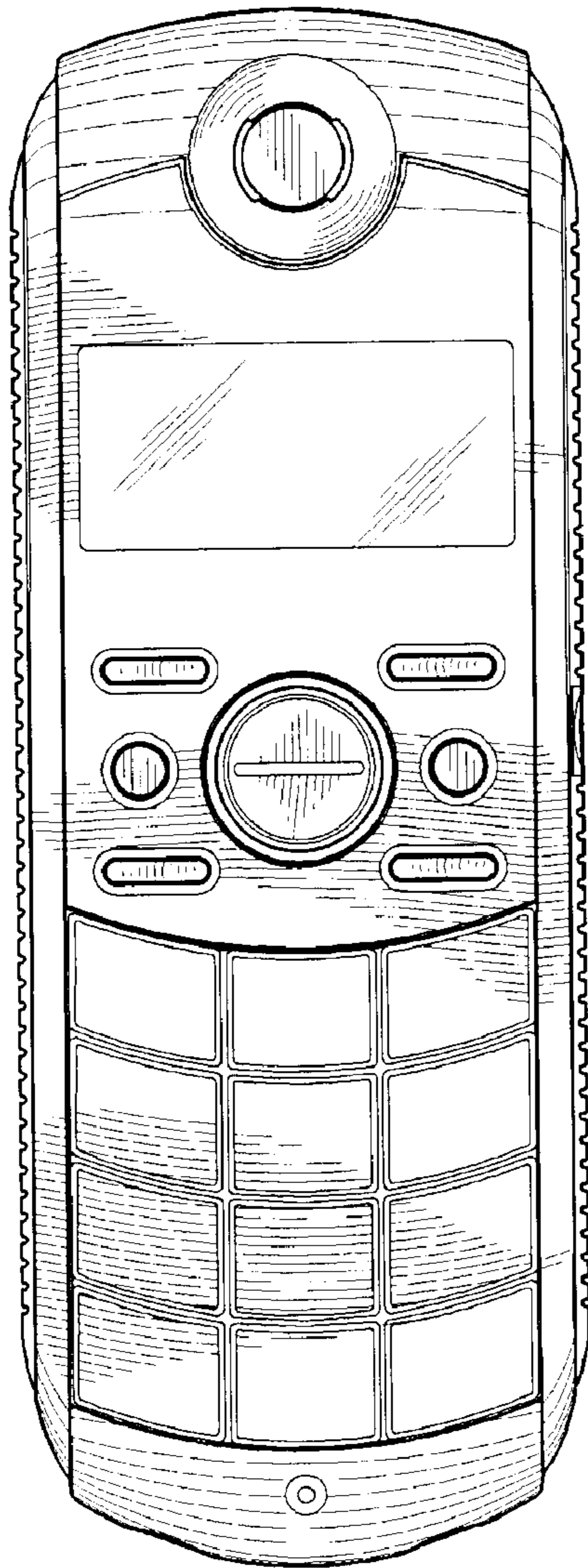
**1 Claim, 3 Drawing Sheets**



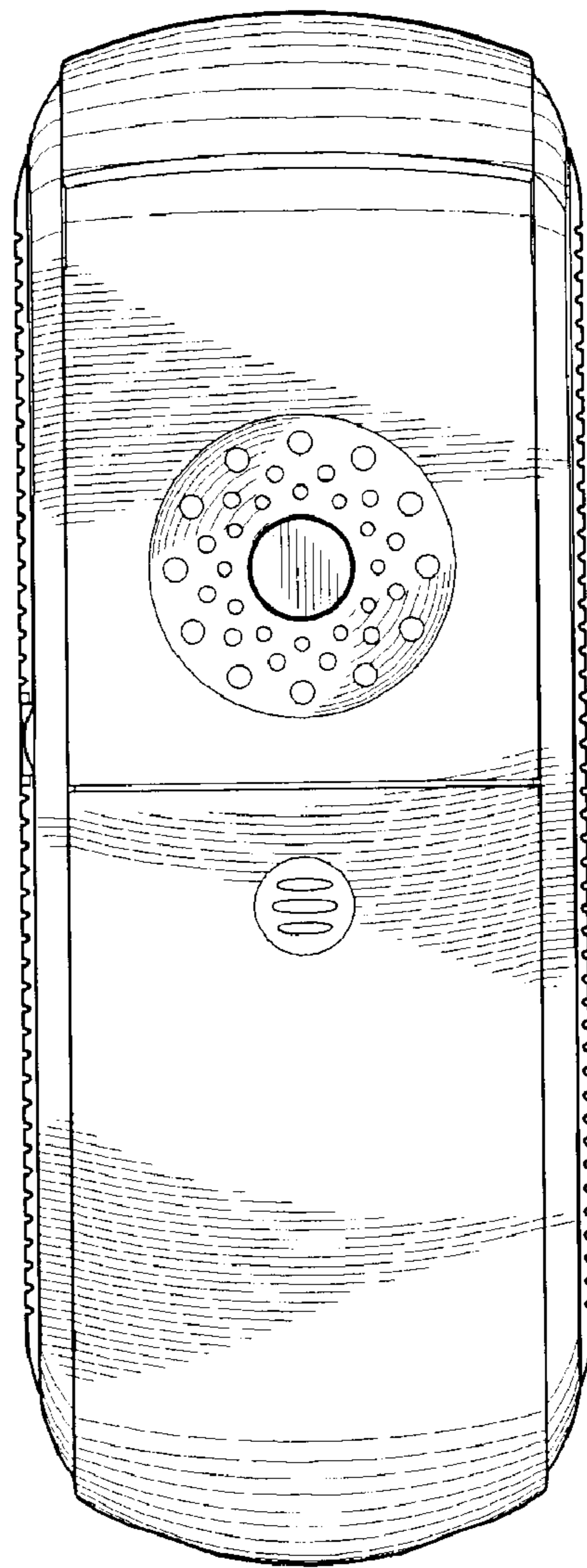


*FIG. 1*

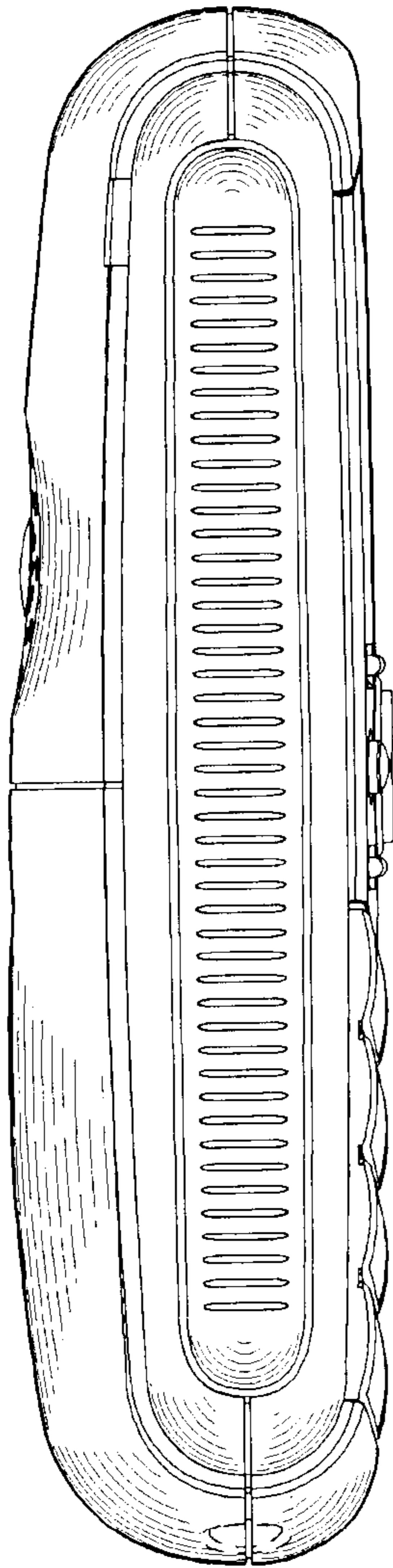




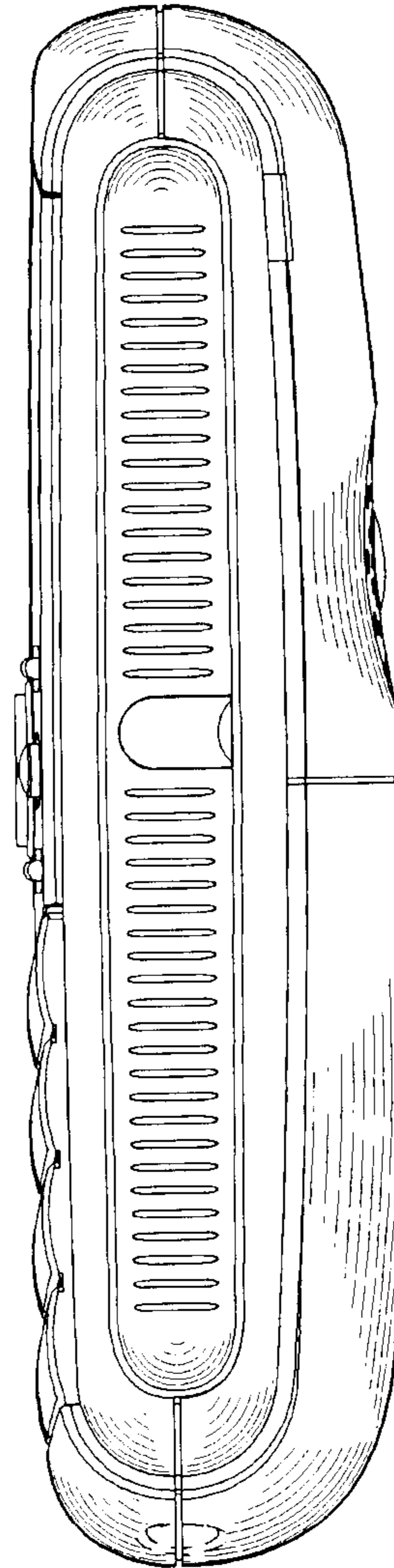
*FIG. 2*



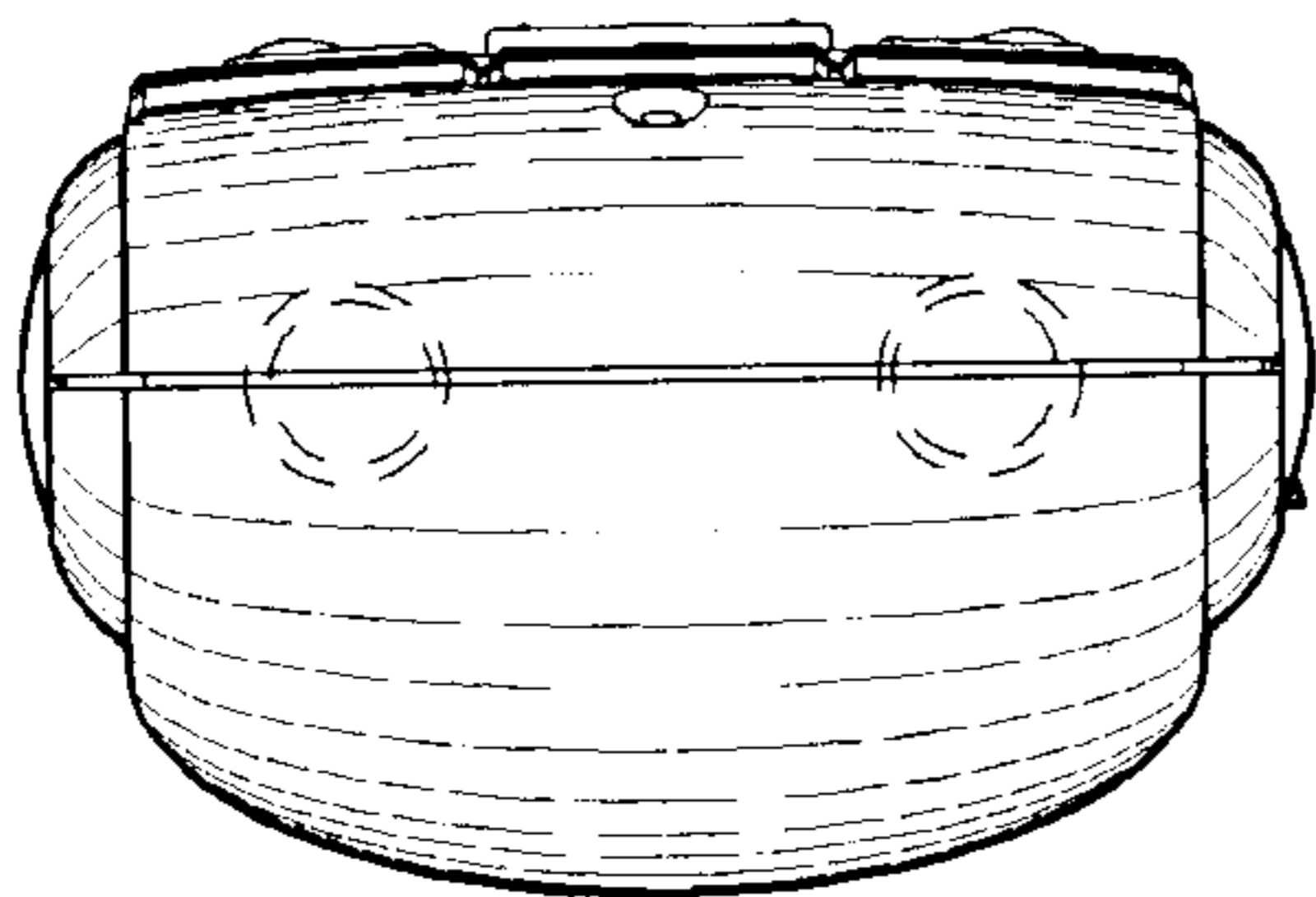
*FIG. 3*



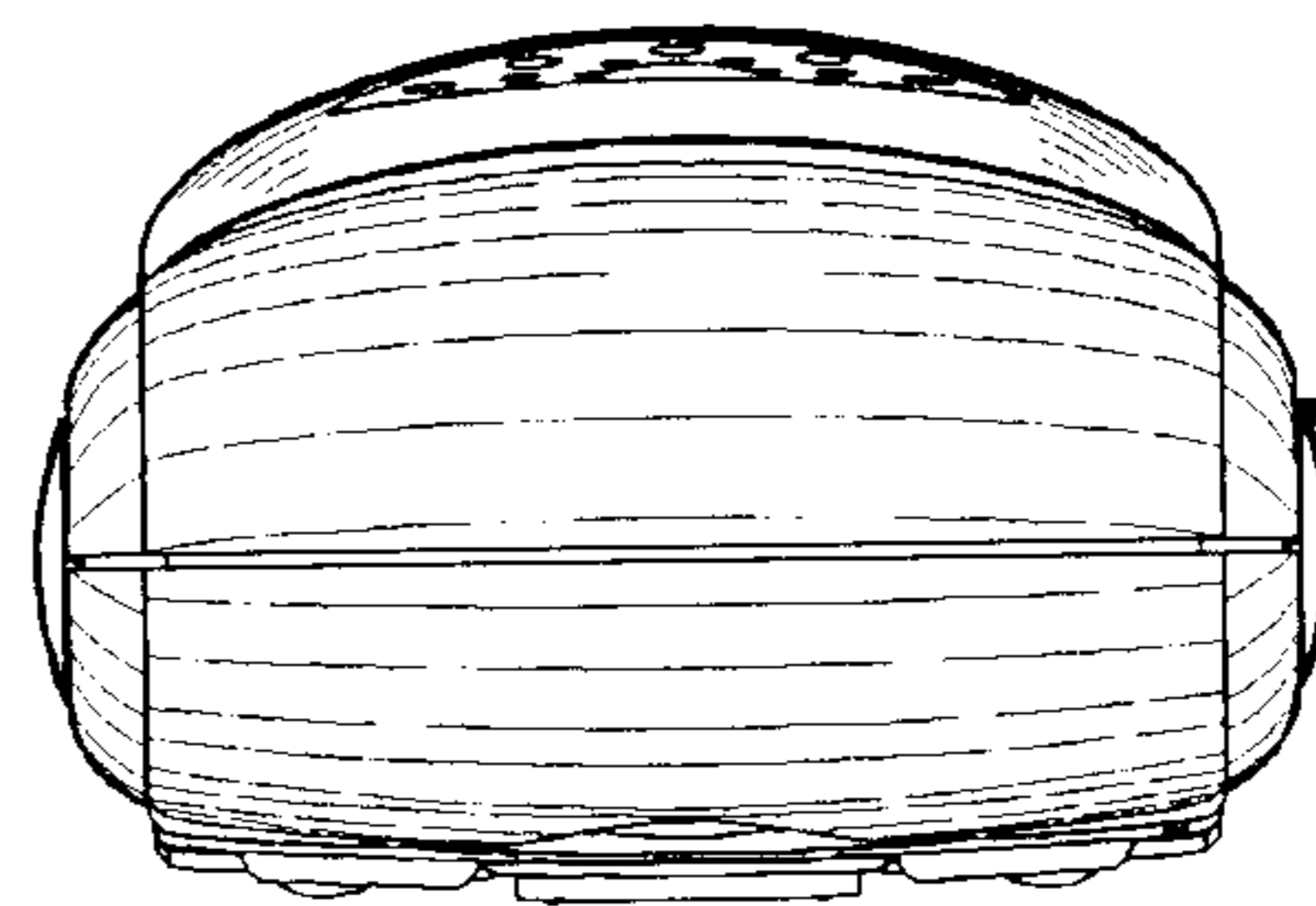
*FIG. 4*



*FIG. 5*



*FIG. 7*



*FIG. 6*