



US00D524273S

(12) **United States Design Patent** (10) **Patent No.:** **US D524,273 S**  
**Oe et al.** (45) **Date of Patent:** **\*\* Jul. 4, 2006**

(54) **CELL PHONE**

(75) Inventors: **Yutaka Oe**, Tokyo (JP); **Nobuyuki Enomoto**, Kyoto (JP); **Fuuji Asada**, Kyoto (JP); **Shigetaka Kanai**, Kyoto (JP)

(73) Assignee: **Vodafone K.K.**, Tokyo (JP)

(\*\*) Term: **14 Years**

(21) Appl. No.: **29/193,877**

(22) Filed: **Nov. 13, 2003**

(51) **LOC (8) Cl.** ..... **14-03**

(52) **U.S. Cl.** ..... **D14/138; D14/248**

(58) **Field of Classification Search** ..... D14/137, D14/138, 147-148, 247-248, 144, 341-347; 379/433.01-433.13, 434; 455/550.1-90.3, 455/575.3, 566, 575.1; D21/517; 345/169; 348/373-376; D16/208

See application file for complete search history.

(56) **References Cited**

**U.S. PATENT DOCUMENTS**

5,442,814	A	*	8/1995	Seo	.....	455/575.3
5,548,824	A	*	8/1996	Inubushi et al.	.....	455/575.1
5,706,332	A	*	1/1998	Nagai	.....	455/575.3
D405,081	S	*	2/1999	Nagele et al.	.....	D14/138
D459,329	S	*	6/2002	Suzuki et al.	.....	D14/138
D464,632	S	*	10/2002	Nagai et al.	.....	D14/138
6,466,202	B1	*	10/2002	Suso et al.	.....	345/169
D473,580	S	*	4/2003	Nakahara et al.	.....	D16/208
6,665,550	B1	*	12/2003	Muller	.....	455/575.1
D486,461	S	*	2/2004	Seo et al.	.....	D14/138
D488,454	S	*	4/2004	Lee	.....	D14/138
D495,674	S	*	9/2004	Yoo et al.	.....	D14/138
D496,643	S	*	9/2004	Yoo et al.	.....	D14/138
D500,750	S	*	1/2005	Arnholt et al.	.....	D14/138
2001/0016508	A1	*	8/2001	Kido et al.	.....	455/575
2002/0022503	A1	*	2/2002	Lee	.....	455/566
2002/0077145	A1	*	6/2002	Kamiya et al.	.....	455/550
2002/0128053	A1	*	9/2002	Jung	.....	455/575
2003/0040346	A1	*	2/2003	Fukuda et al.	.....	455/575
2003/0092401	A1	*	5/2003	Ikeuchi	.....	455/90
2003/0125081	A1	*	7/2003	Boesen	.....	455/556
2003/0216157	A1	*	11/2003	Wang et al.	.....	455/575.1

2003/0228847	A1	*	12/2003	Matsumoto	.....	455/90.3
2004/0009789	A1	*	1/2004	Park et al.	.....	455/556.1
2004/0014490	A1	*	1/2004	Muramatsu et al.	.....	455/550.1
2004/0038703	A1	*	2/2004	Noto et al.	.....	455/550.1
2004/0048633	A1	*	3/2004	Sato et al.	.....	455/556.1
2004/0097277	A1	*	5/2004	Shimamura	.....	455/575.3
2004/0116166	A1	*	6/2004	Makishima	.....	455/575.1
2004/0132512	A1	*	7/2004	Yajima	.....	455/575.3
2004/0162122	A1	*	8/2004	Lee	.....	455/575.7
2004/0166907	A1	*	8/2004	Yajima	.....	455/575.3
2004/0180705	A1	*	9/2004	Komiyama	.....	455/575.3
2004/0235540	A1	*	11/2004	Yajima	.....	455/575.3
2005/0107117	A1	*	5/2005	Makino	.....	455/556.1

**FOREIGN PATENT DOCUMENTS**

WO	DM/058624	*	12/2001
WO	DM/066166	*	12/2004

\* cited by examiner

*Primary Examiner*—Jeffrey Asch  
(74) *Attorney, Agent, or Firm*—Pitney Hardin LLP

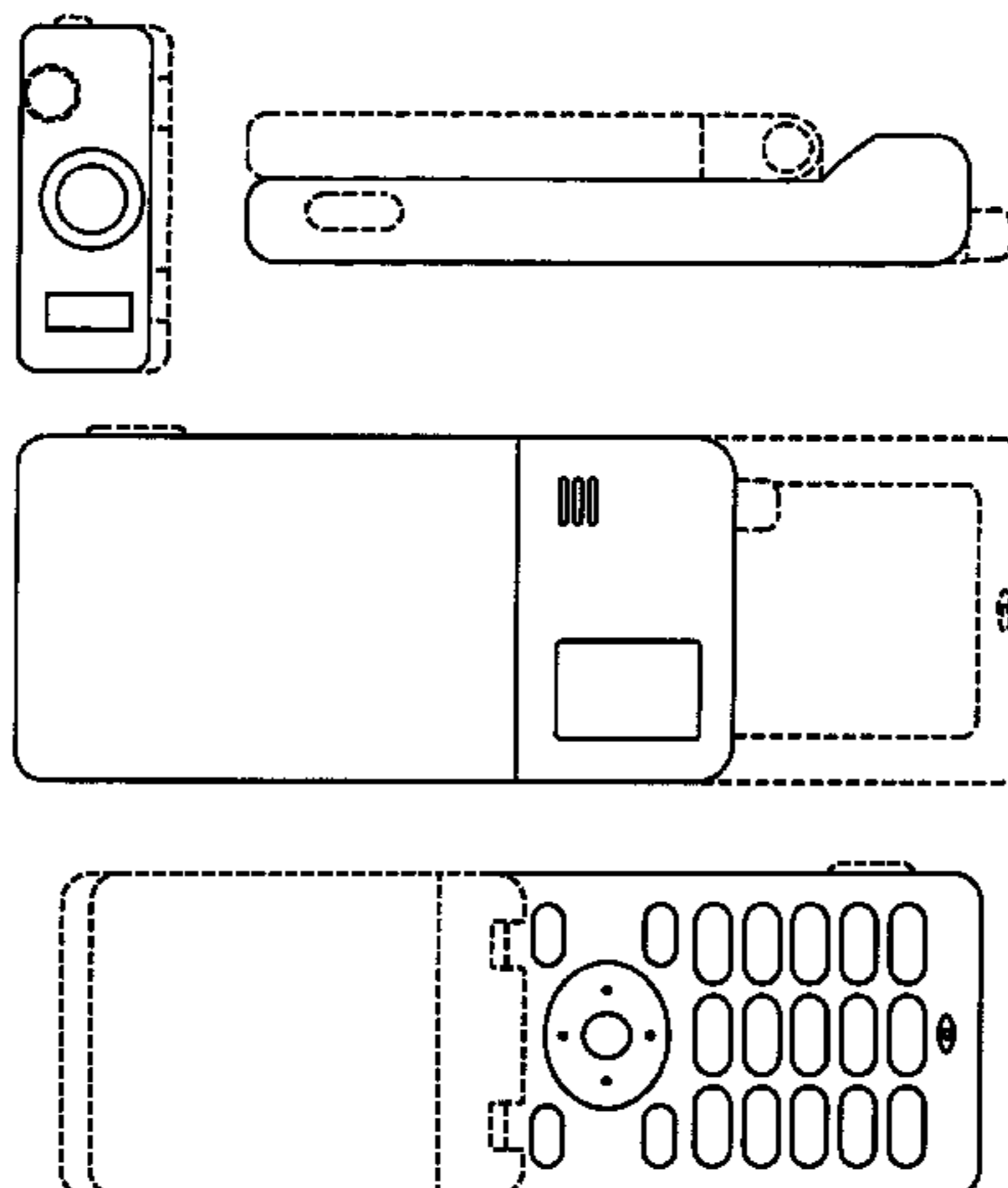
(57) **CLAIM**

The ornamental design for a cell phone, as shown and described.

**DESCRIPTION**

FIG. 1 is a front view depicting our ornamental design when closed;  
FIG. 2 is a rear view thereof;  
FIG. 3 is a right side view thereof;  
FIG. 4 is a left side view thereof;  
FIG. 5 is a top plan view thereof;  
FIG. 6 is a bottom view thereof;  
FIG. 7 is a front view depicting our ornamental design when opened;  
FIG. 8 is a rear view when opened;  
FIG. 9 is a right side view when opened;  
FIG. 10 is a left side view when opened;  
FIG. 11 is a top plan view when opened; and,  
FIG. 12 is a bottom plan view when opened.  
The broken line showing of portions of the cell phone throughout the views are for illustrative purposes only and form no part of the claimed design.

**1 Claim, 12 Drawing Sheets**






Fig. 1

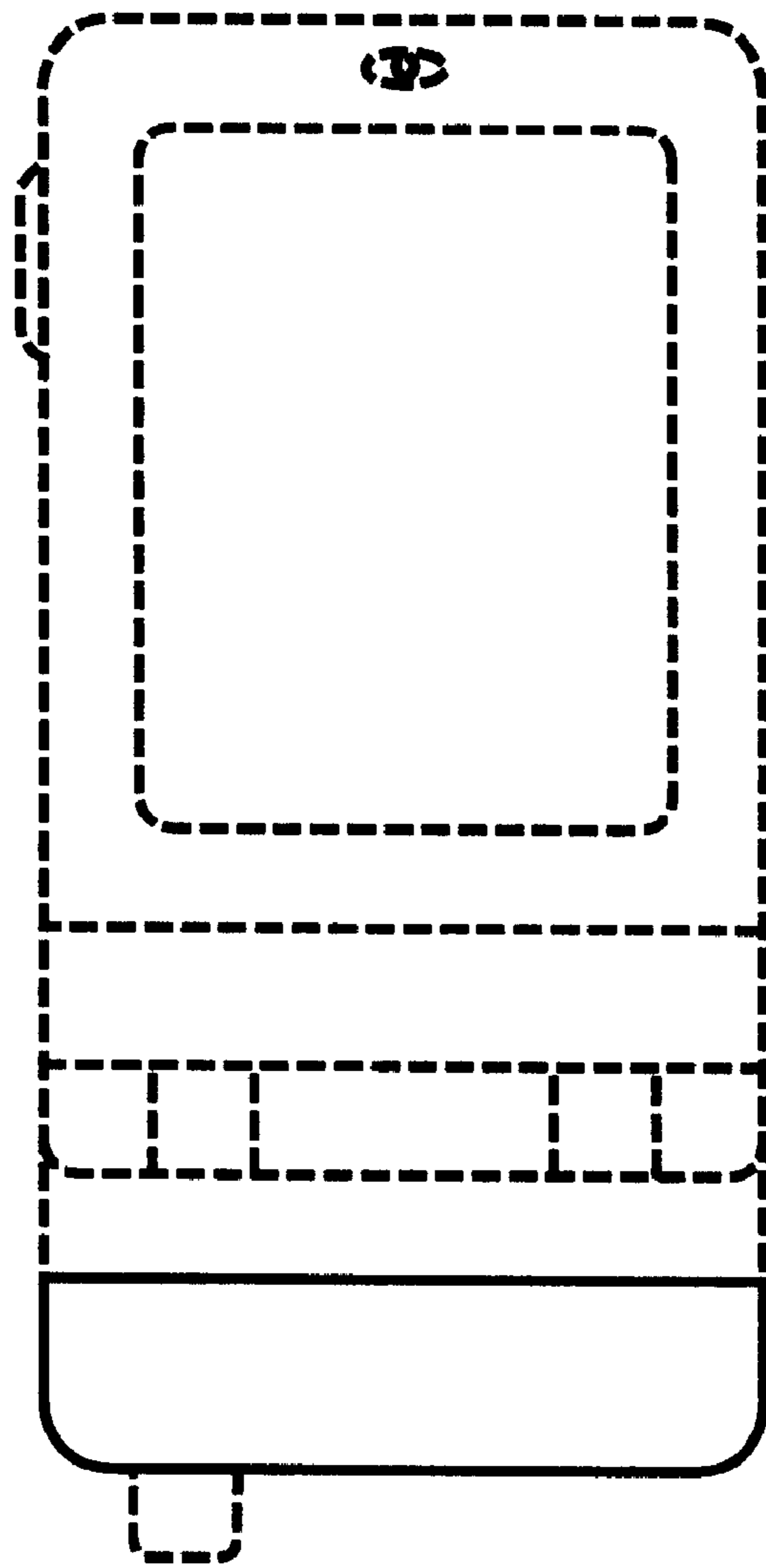


Fig. 2

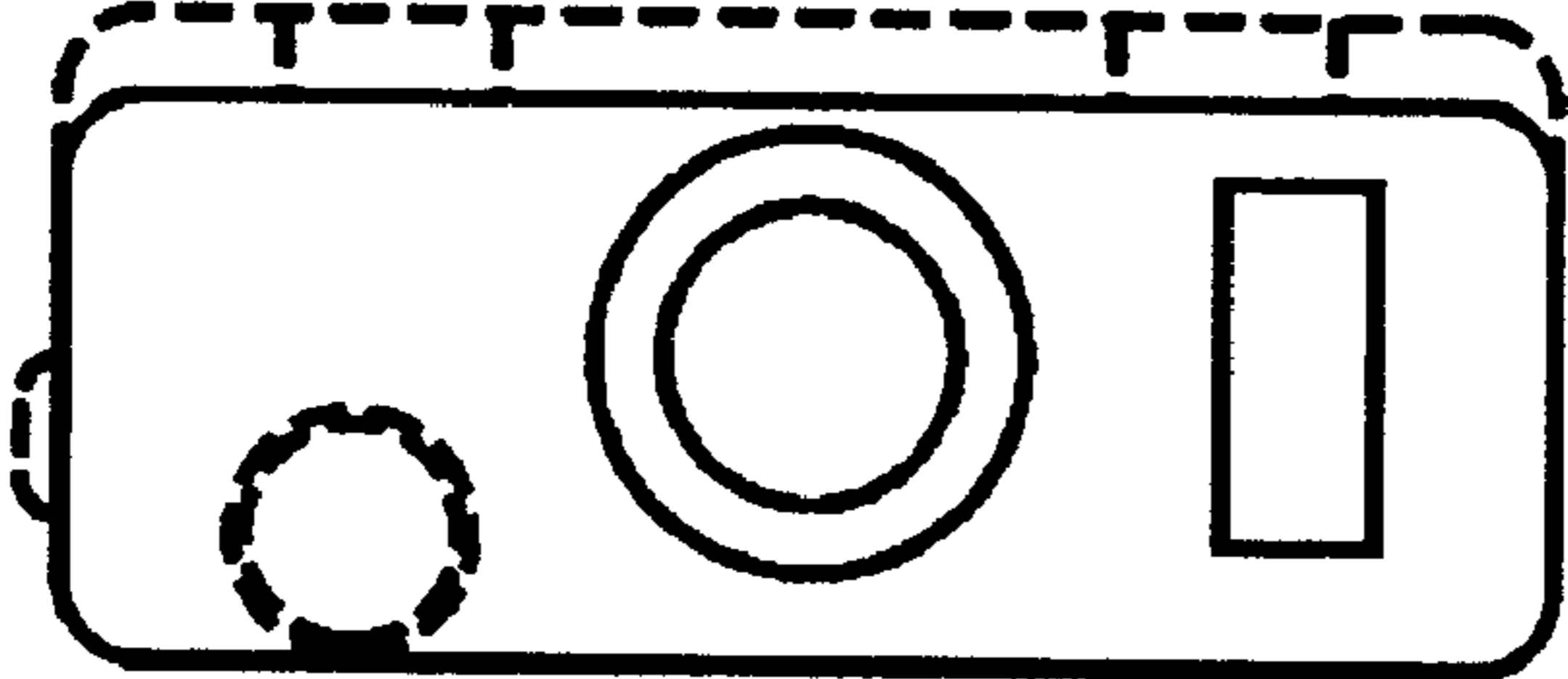




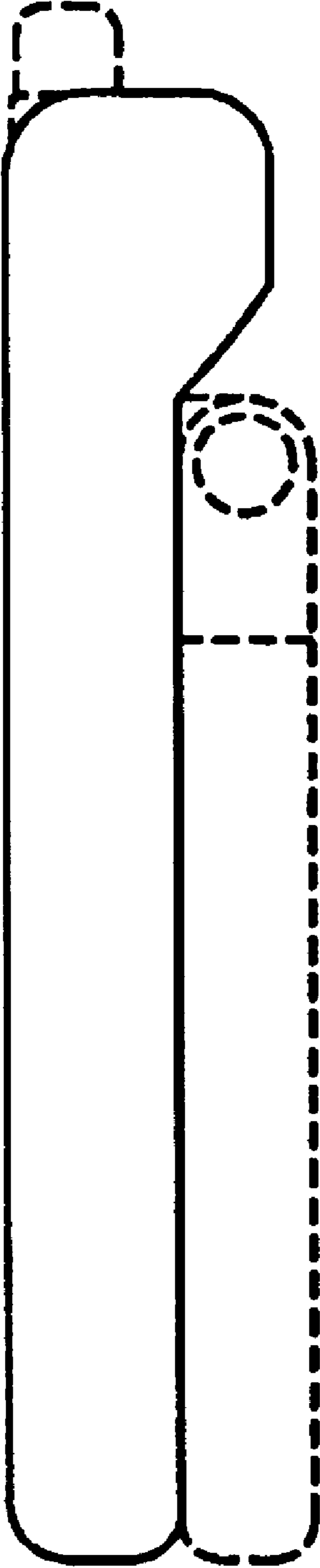
Fig. 3



**Fig. 4**



**Fig. 5**



**Fig. 6**

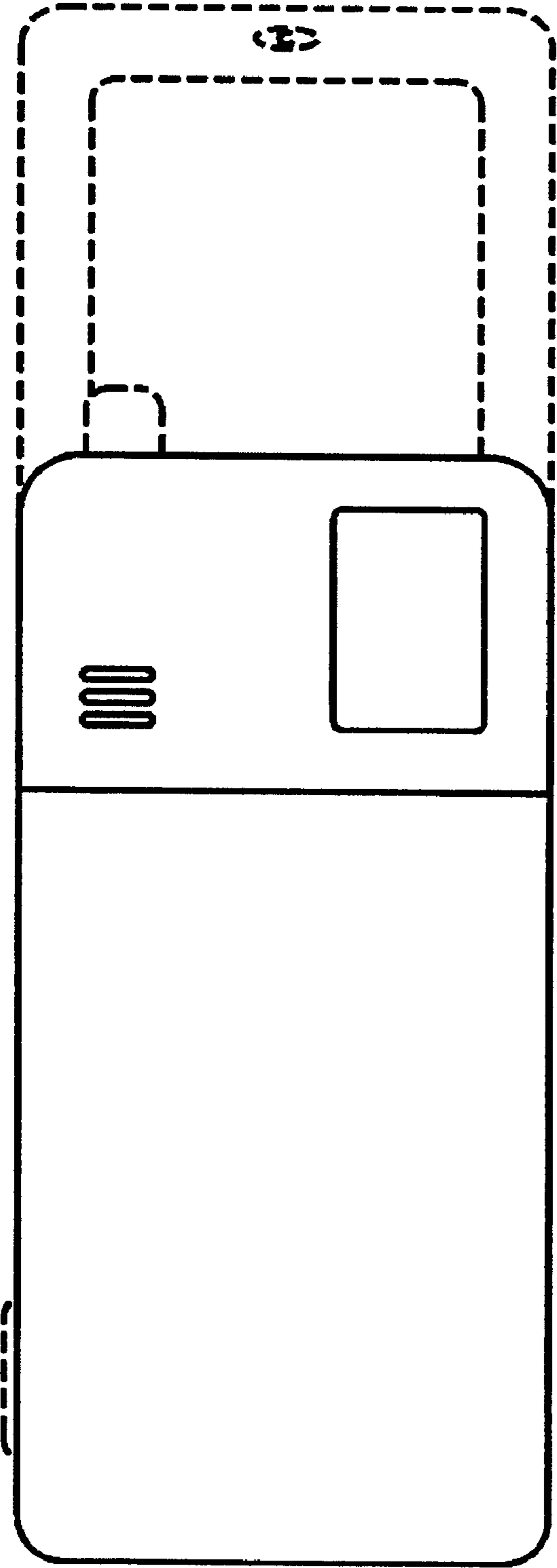


Fig. 7



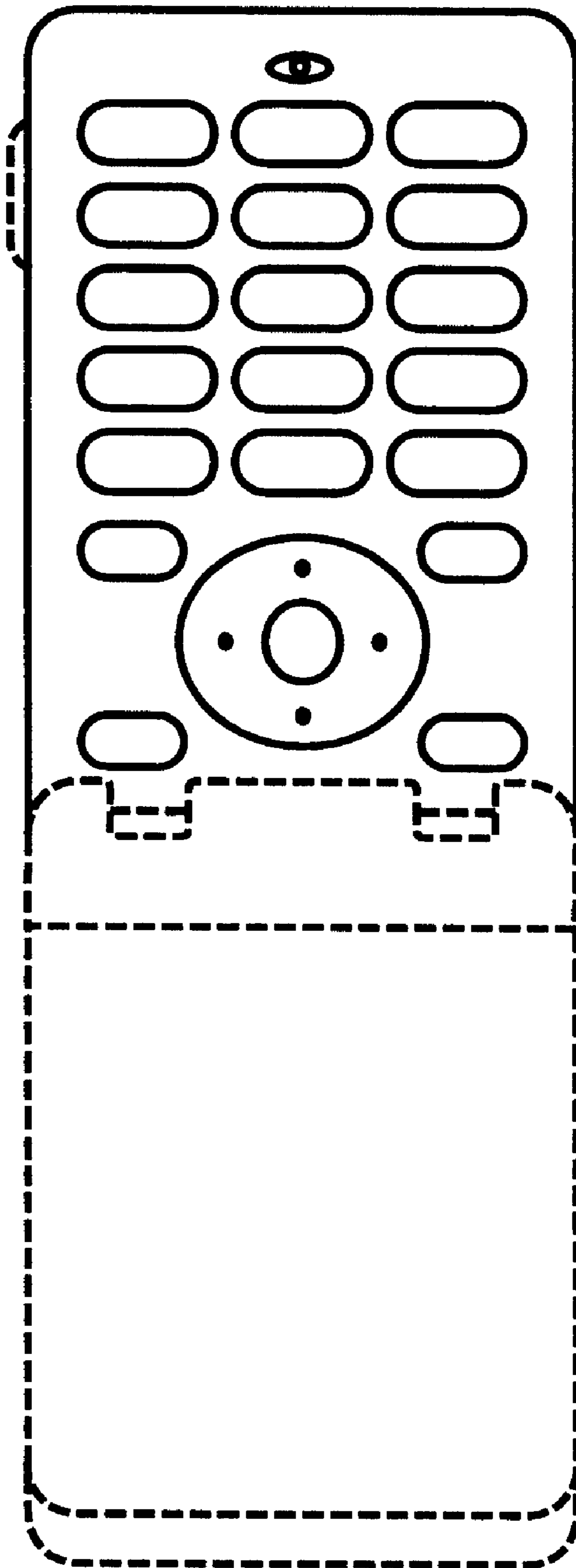


Fig. 8

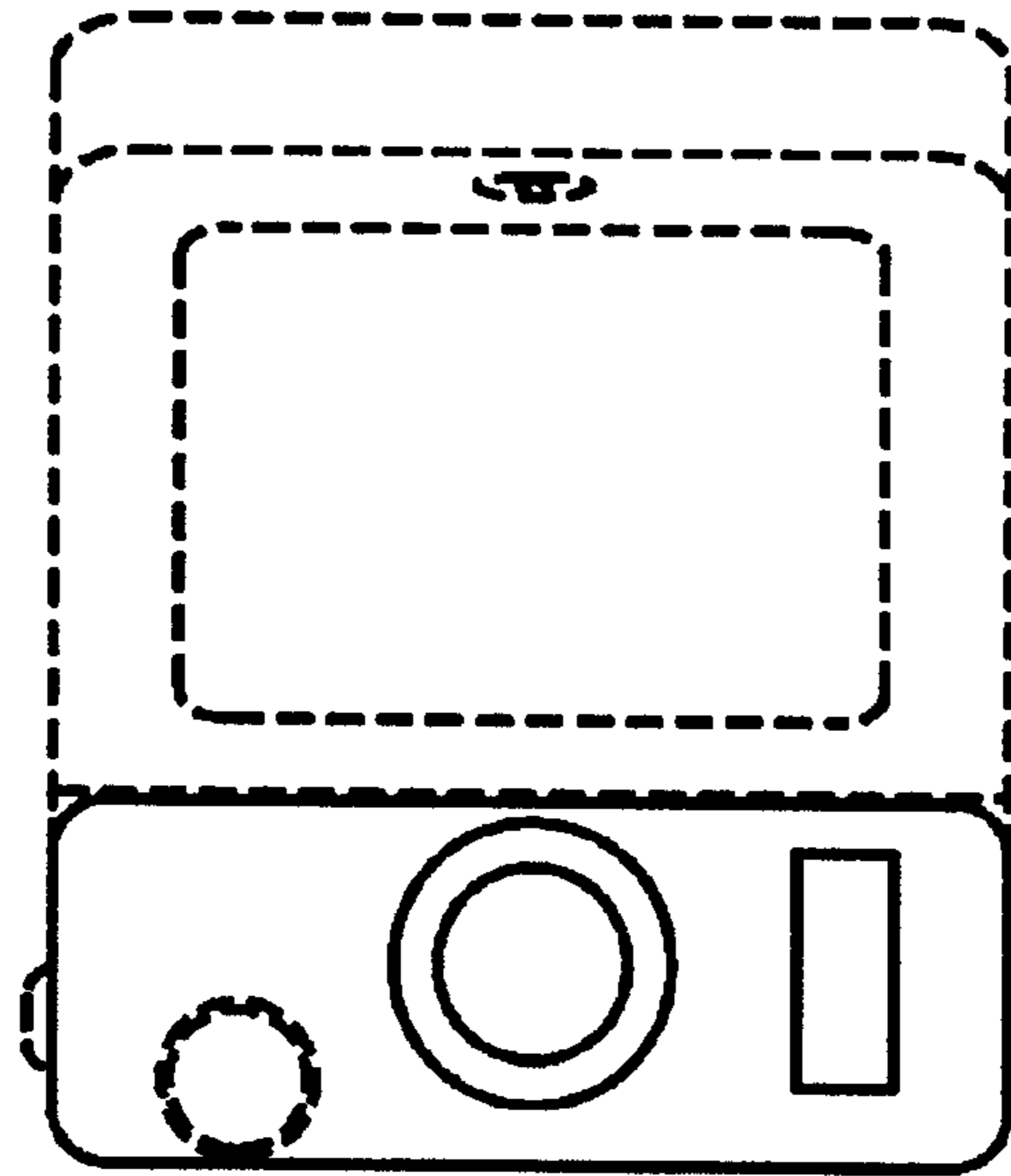


Fig. 9

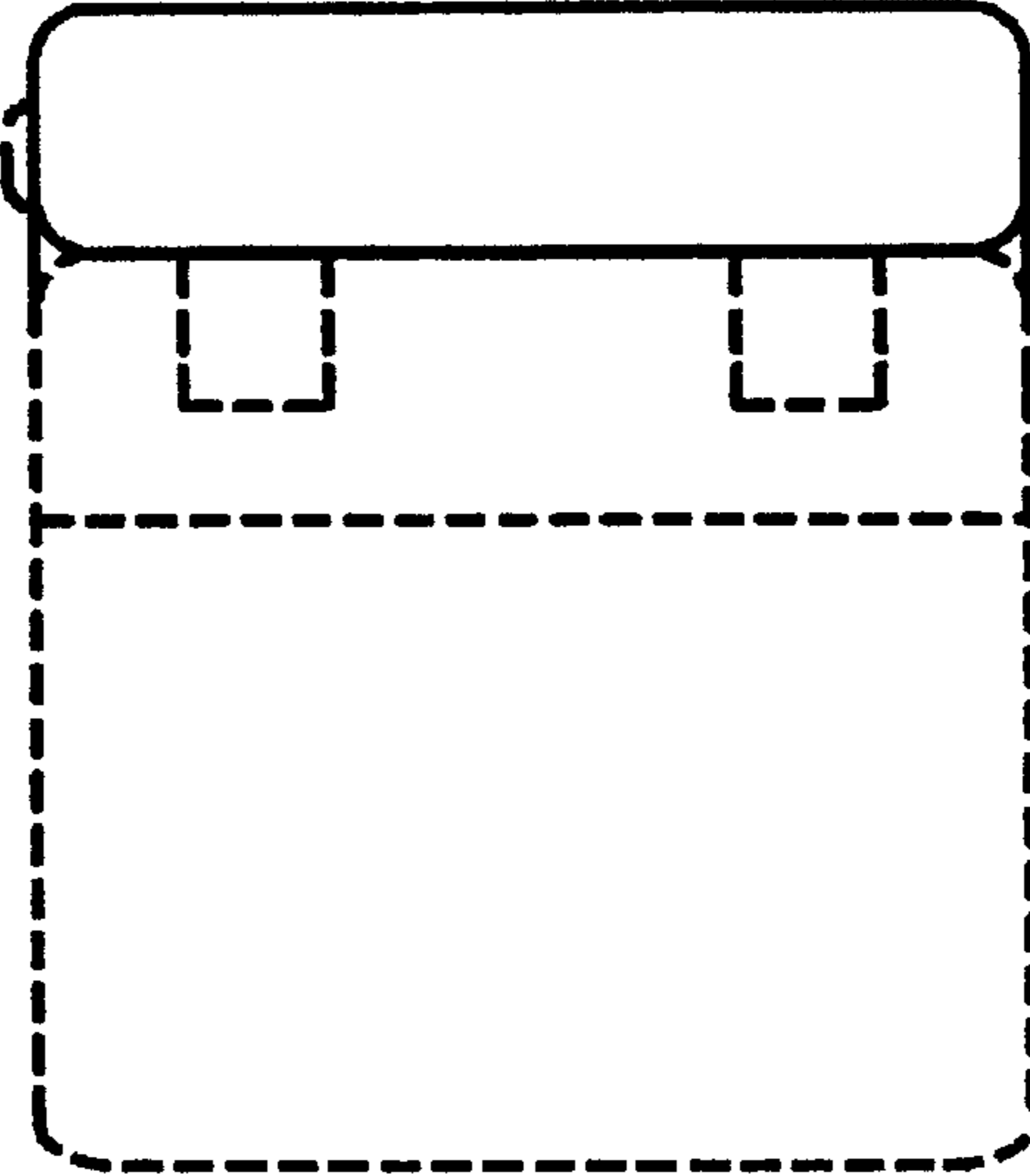
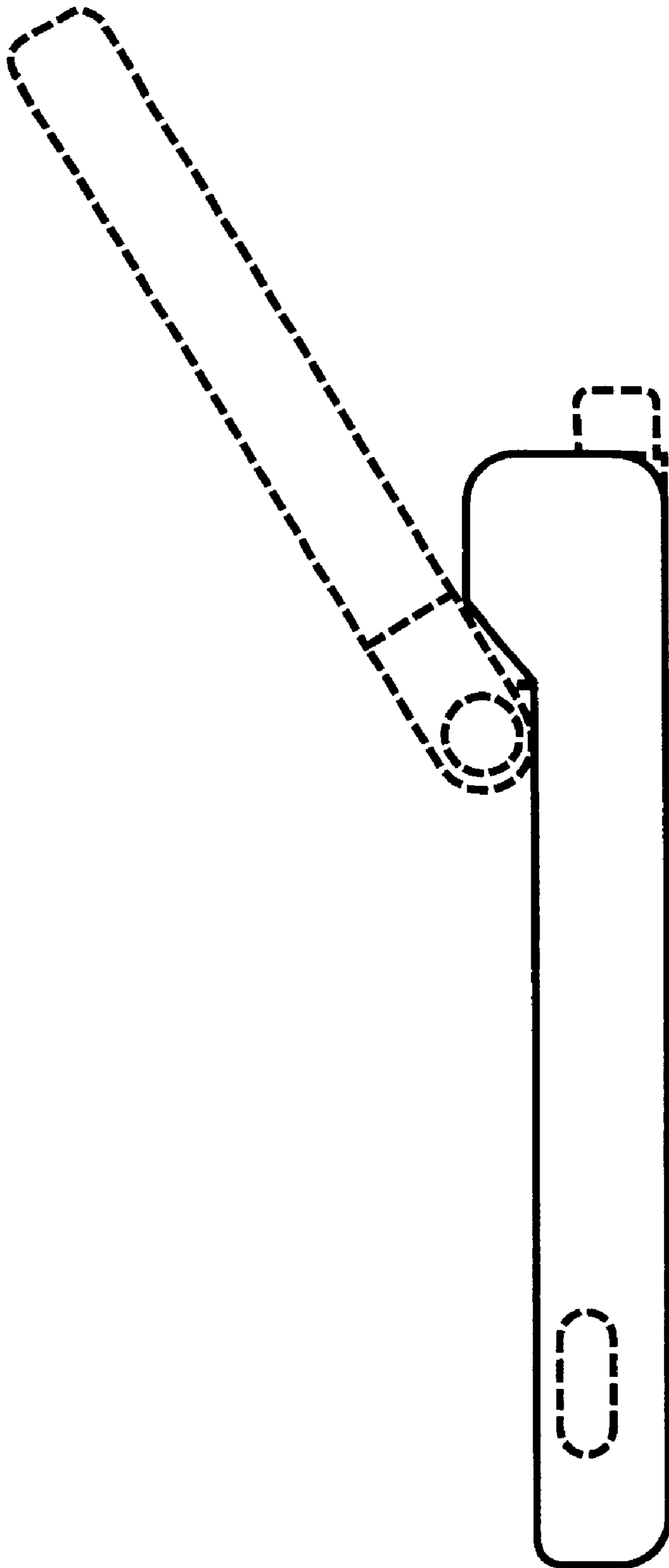


Fig. 10



**Fig. 11**

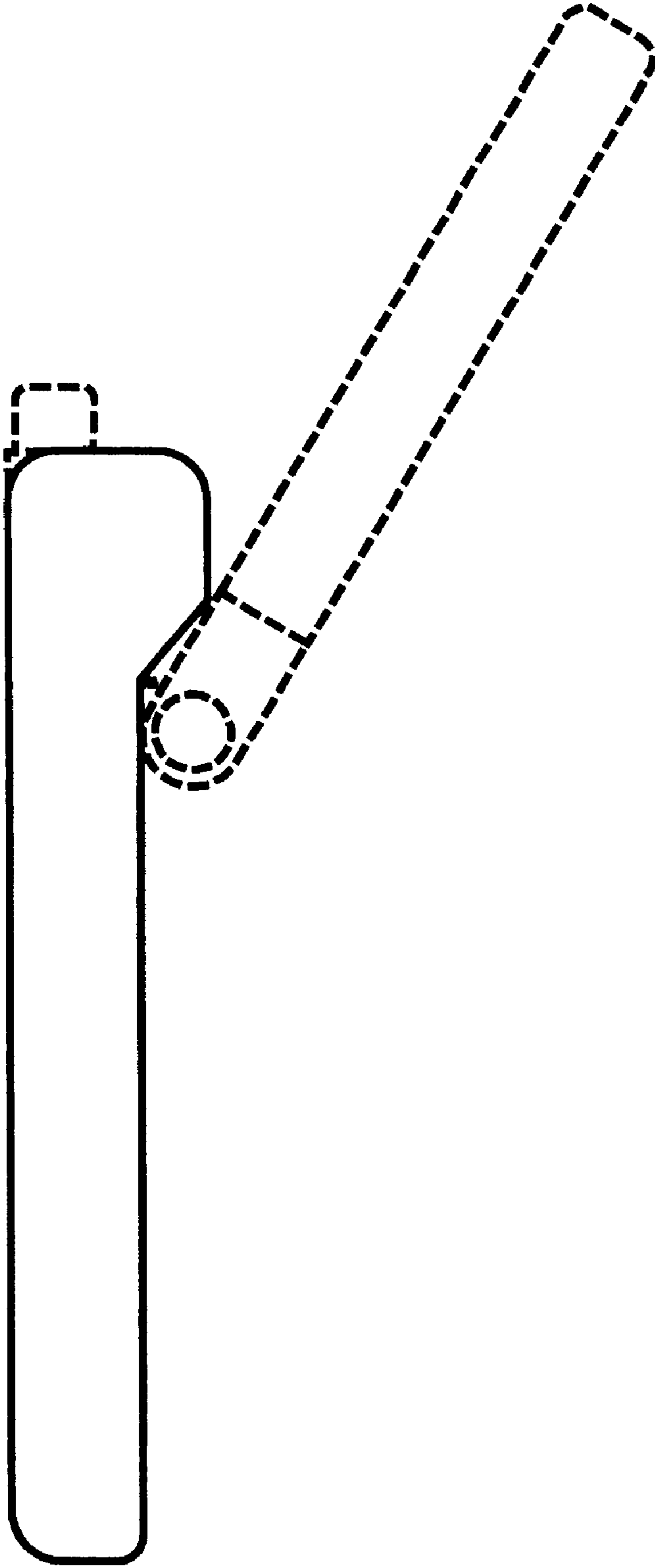


Fig. 12