

US00D524272S

(12) **United States Design Patent**
Ryu

(10) **Patent No.:** **US D524,272 S**
(45) **Date of Patent:** **** Jul. 4, 2006**

(54) **DVD PLAYER**
(75) Inventor: **Jung Han Ryu**, Seoul (KR)
(73) Assignee: **LG Electronics Inc.**, Seoul (KR)
(**) Term: **14 Years**

D456,373 S * 4/2002 Usami et al. D14/136
D484,473 S * 12/2003 Johansson et al. D14/136
D485,541 S * 1/2004 Asai D14/136
D499,706 S * 12/2004 Kawano D14/135

* cited by examiner

(21) Appl. No.: **29/226,915**
(22) Filed: **Apr. 5, 2005**

Primary Examiner—Nanda Bondade
(74) *Attorney, Agent, or Firm*—Birch, Stewart, Kolasch & Birch, LLP

(30) **Foreign Application Priority Data**

Oct. 6, 2004 (KR) 30-2004-0030609

(57) **CLAIM**

The ornamental design for a DVD player, as shown and described.

(51) **LOC (8) Cl.** **14-01**
(52) **U.S. Cl.** **D14/136**
(58) **Field of Classification Search** D14/135–136,
D14/156–157, 132, 167–168, 193–198, 188,
D14/257, 258, 445; 360/99.02, 99.07; 369/75.11,
369/75.21, 77.21, 77.11; 720/612, 619, 647,
720/655; 455/344, 347–351
See application file for complete search history.

DESCRIPTION

FIG. 1 is a front, left perspective view of the DVD player showing my new design;
FIG. 2 is a front view thereof;
FIG. 3 is a rear view thereof;
FIG. 4 is a left side view thereof;
FIG. 5 is a right side view thereof;
FIG. 6 is a top view thereof;
FIG. 7 is a bottom view thereof; and,
FIG. 8 is a front, left perspective view showing the open state of the door in the front operation part thereof.

(56) **References Cited**

U.S. PATENT DOCUMENTS

5,870,367 A * 2/1999 Yamamori 720/669
D439,228 S * 3/2001 Tsuge D14/136

1 Claim, 4 Drawing Sheets

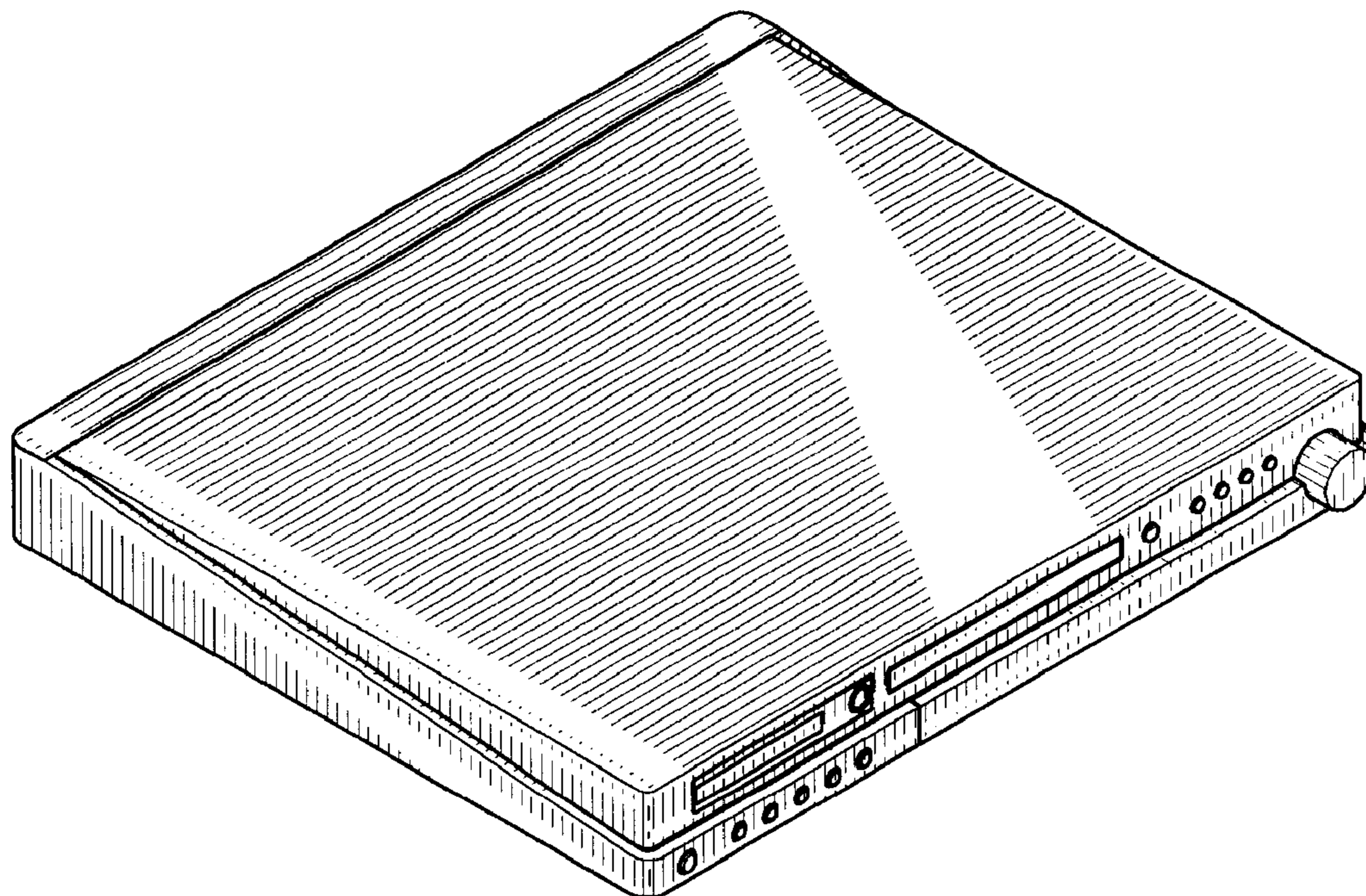


Fig. 1

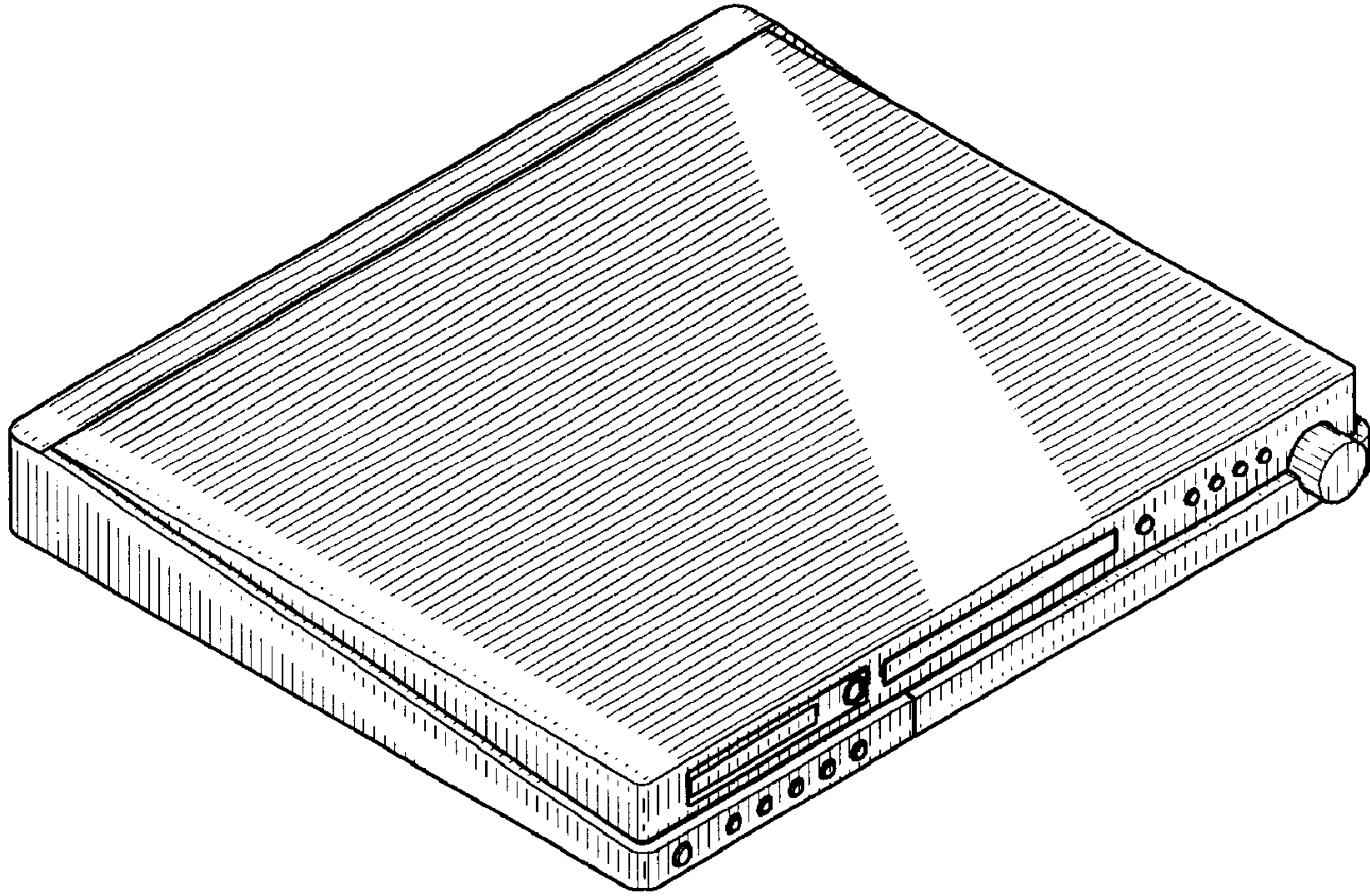


Fig. 2

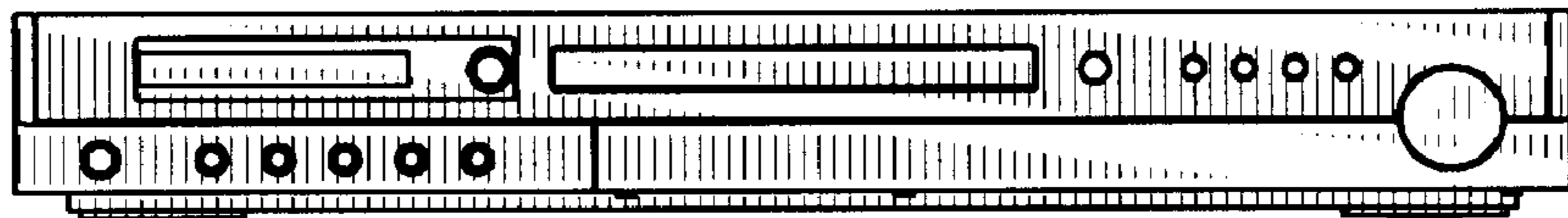


Fig. 3

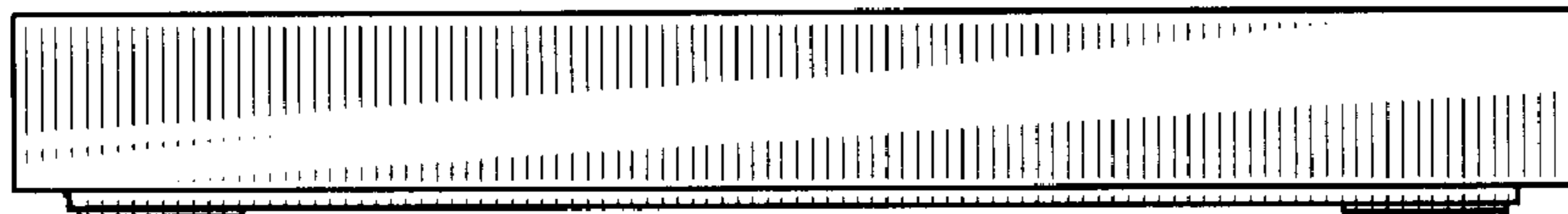


Fig. 4

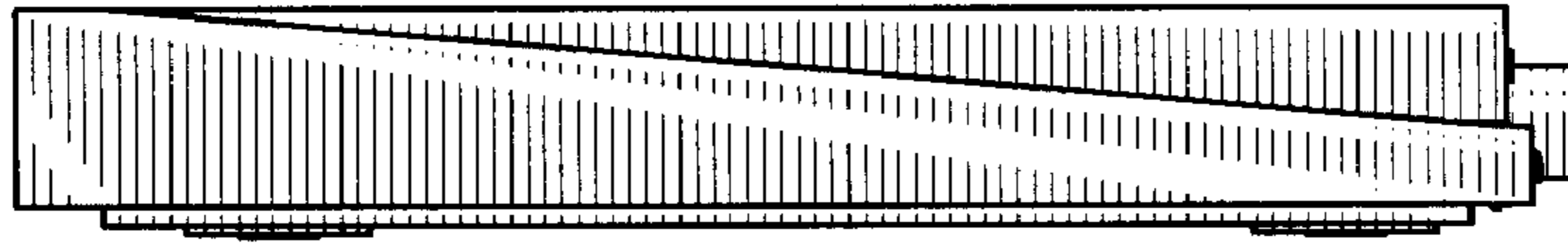


Fig. 5

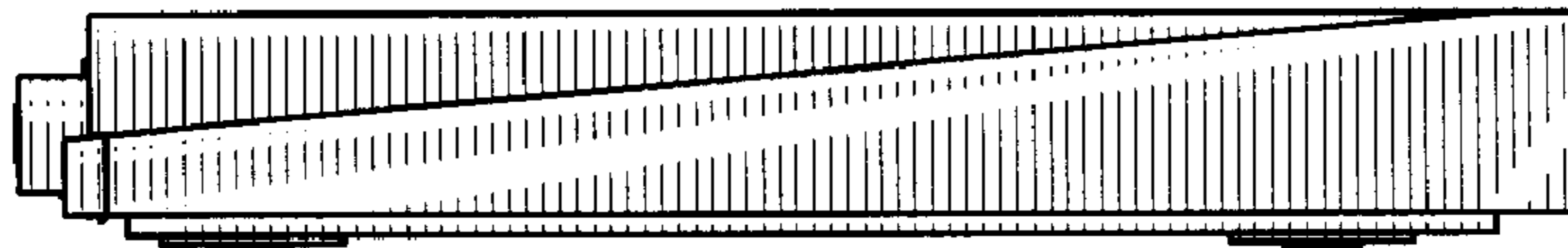


Fig. 6




Fig. 7

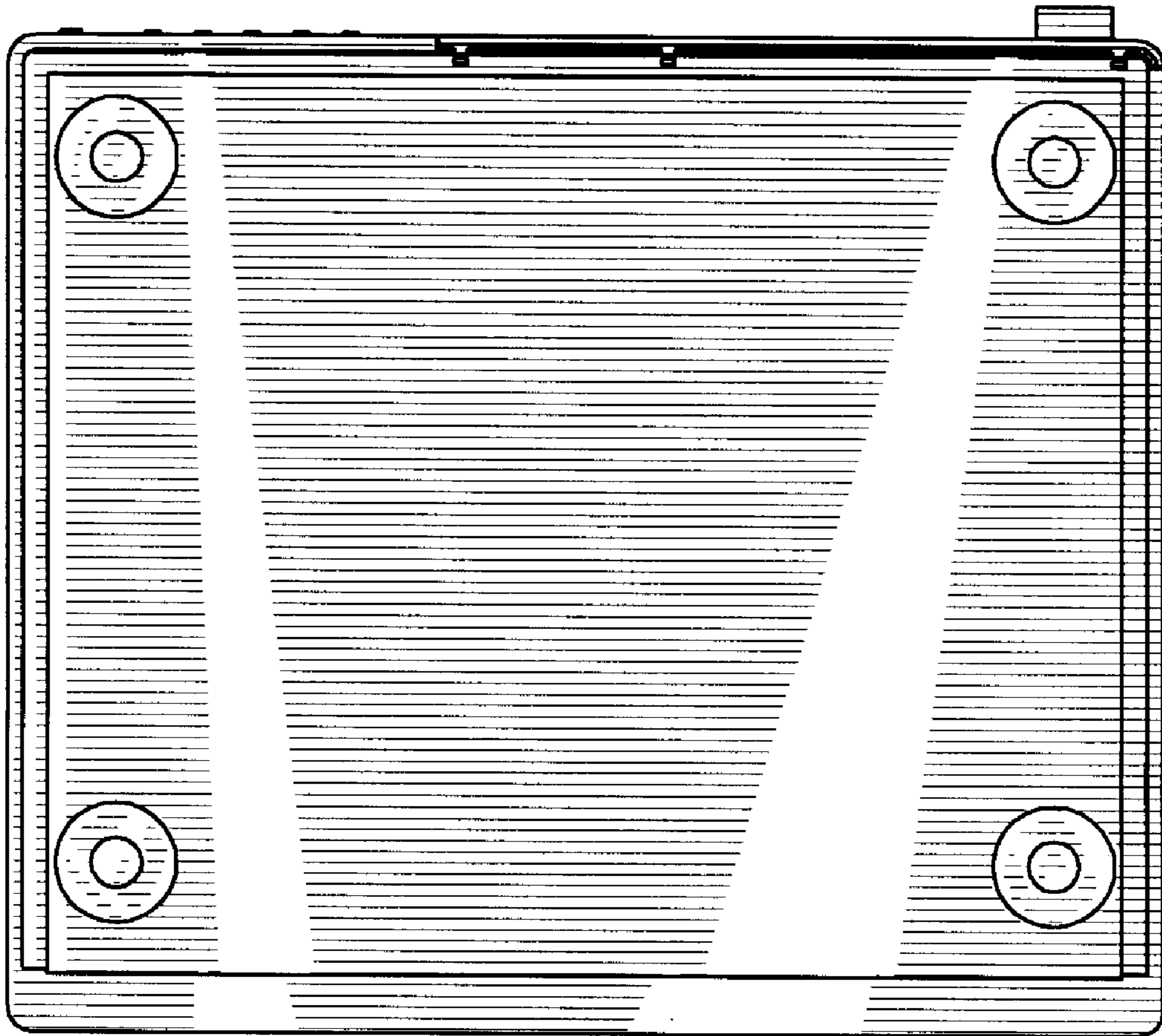


Fig.8

