

US00D524269S

(12) **United States Design Patent**
Kang et al.

(10) **Patent No.:** **US D524,269 S**
(45) **Date of Patent:** **** Jul. 4, 2006**

(54) **COMBINED DIGITAL RECEIVER AND DIGITAL VIDEO DISC PLAYER**

(75) Inventors: **Keith Tan Chee Kang**, Singapore (SG); **Terence Loh Tze Kok**, Singapore (SG)

(73) Assignee: **Koninklijke Philips Electronics, N.V.**, Eindhoven (NL)

(**) Term: **14 Years**

(21) Appl. No.: **29/202,777**

(22) Filed: **Apr. 5, 2004**

(51) **LOC (8) Cl.** **14-01**

(52) **U.S. Cl.** **D14/136**

(58) **Field of Classification Search** D14/135-136, D14/156-157, 160-165, 167-168, 192-198, D14/188, 257, 258, 445; 360/99.02, 99.07; 369/75.11, 75.21, 77.21, 77.11; 720/612, 720/619, 647, 655; 455/344, 347-351
See application file for complete search history.

(56) **References Cited**

U.S. PATENT DOCUMENTS

D372,711 S * 8/1996 Hyougo D14/135

5,859,828 A * 1/1999 Ishibashi D14/156
D462,671 S * 9/2002 Hasegawa et al. D14/136
D467,567 S * 12/2002 Tsuge D14/156
D475,036 S * 5/2003 Tejima D14/168
D479,519 S * 9/2003 Hisatsune D14/168
D484,474 S * 12/2003 Johansson et al. D14/136

* cited by examiner

Primary Examiner—Nanda Bondade

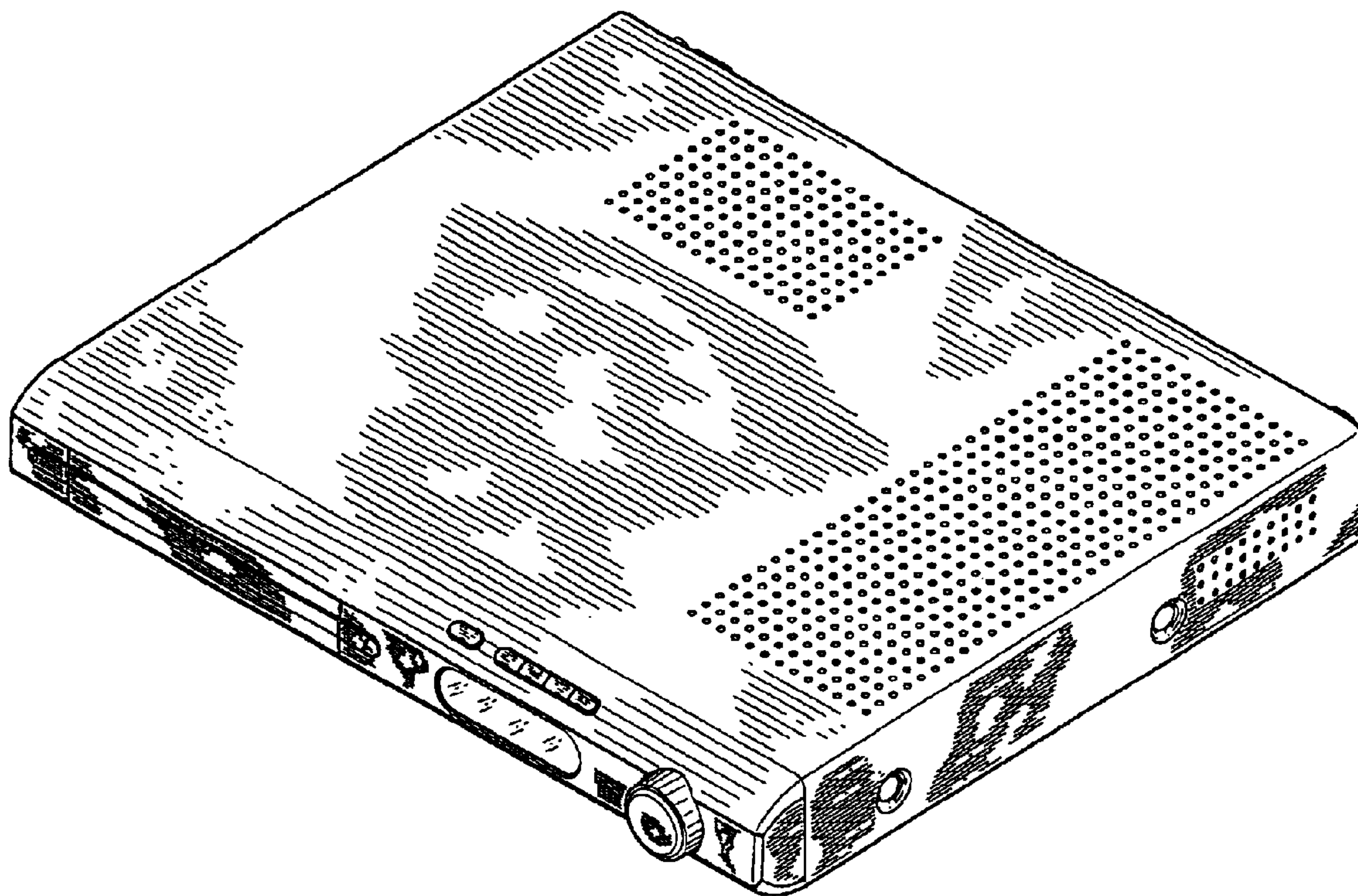
(57) **CLAIM**

The ornamental design for a combined digital receiver and digital video disc player, as shown.

DESCRIPTION

FIG. 1 is a perspective view of a combined digital receiver and digital video disc player showing my new design; FIG. 2 is a front elevational view thereof; FIG. 3 is a rear elevational view thereof; FIG. 4 is a right side elevational view thereof; FIG. 5 is a left side elevational view thereof; FIG. 6 is a top plan view thereof; and, FIG. 7 is a bottom plan view thereof.

1 Claim, 4 Drawing Sheets



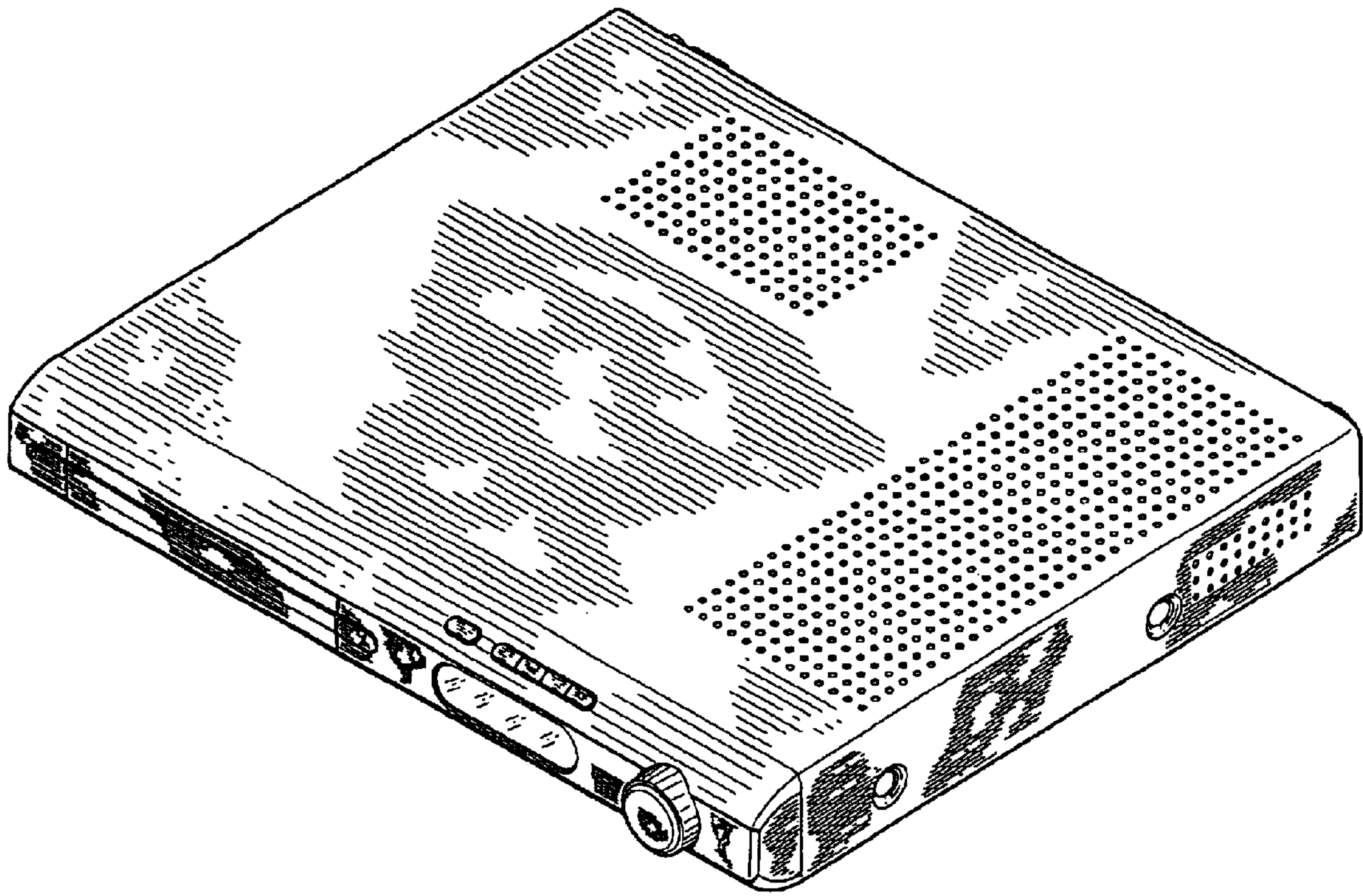


FIG. 1




FIG. 2




FIG. 3

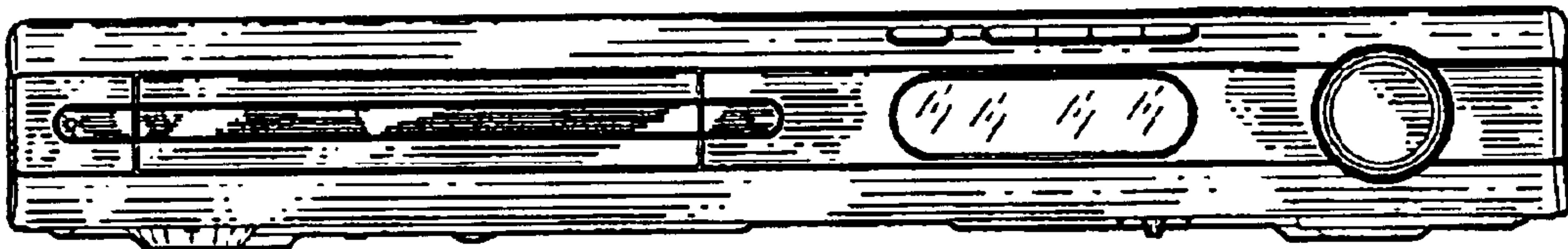


FIG. 4

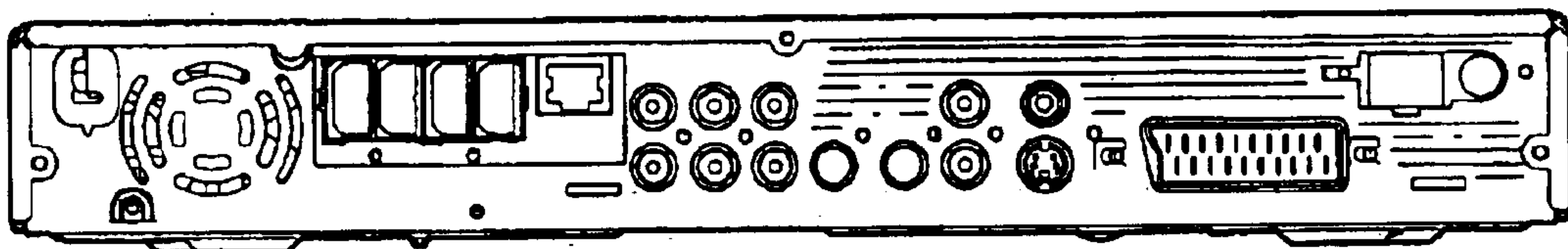


FIG. 5




FIG.6

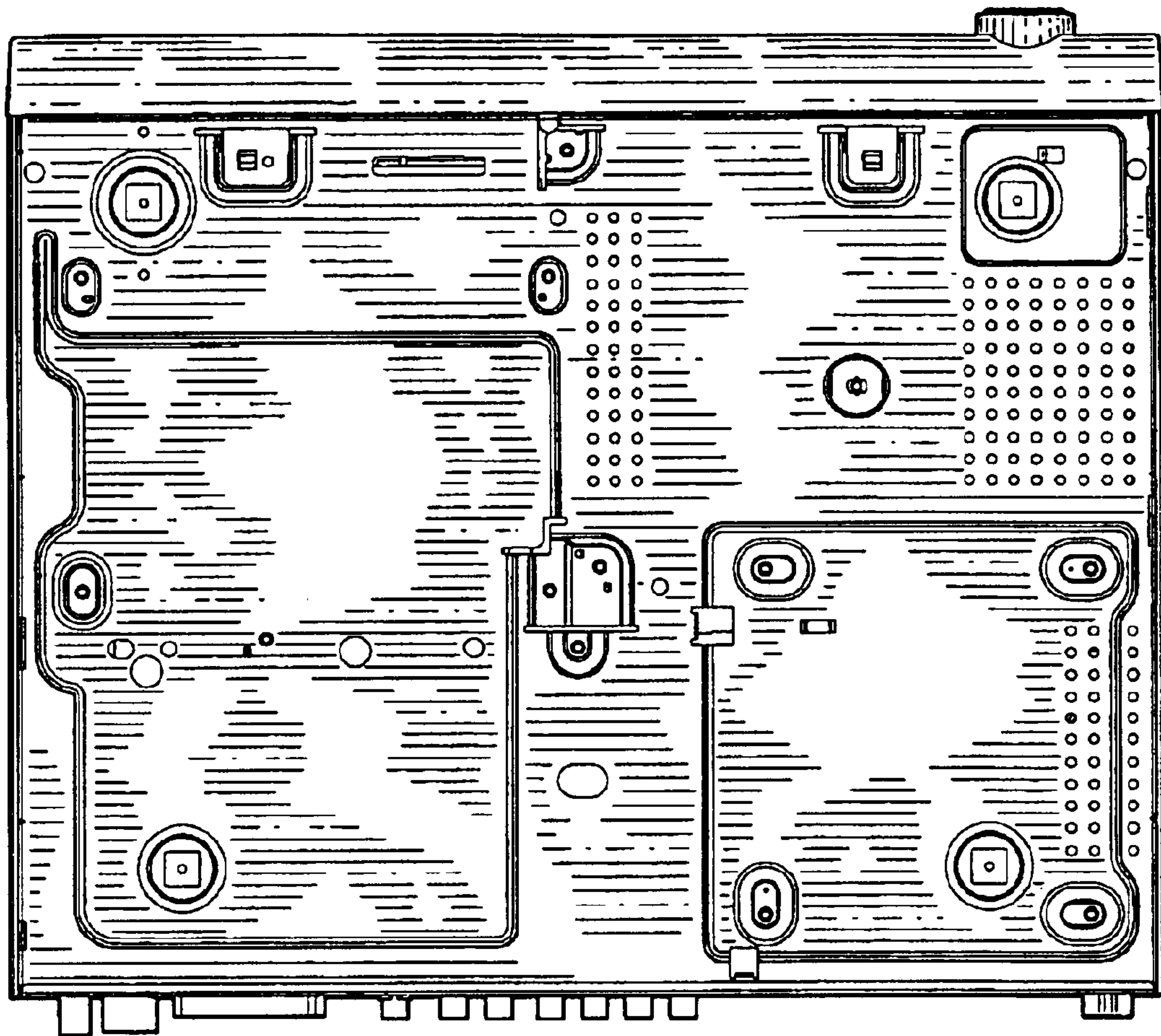


FIG.7