

US00D524265S

(12) **United States Design Patent**  
**Lin**

(10) **Patent No.:** **US D524,265 S**

(45) **Date of Patent:** **\*\* Jul. 4, 2006**

(54) **TELEVISION SET**

D473,866 S \* 4/2003 Zuege et al. .... D14/371  
D483,759 S \* 12/2003 Sun ..... D14/375  
D484,133 S \* 12/2003 Liu et al. .... D14/375

(75) Inventor: **Roger Lin**, Taipei (TW)

(73) Assignee: **Hannspree, Inc.**, Taipei (TW)

\* cited by examiner

(\*\*) Term: **14 Years**

*Primary Examiner*—Raphael Barkai

(21) Appl. No.: **29/231,595**

(74) *Attorney, Agent, or Firm*—Troxell Law Office, PLLC

(22) Filed: **Jun. 8, 2005**

(57) **CLAIM**

(30) **Foreign Application Priority Data**

The ornamental design for a television set, as shown and described.

Dec. 10, 2004 (TW) ..... 93307569

**DESCRIPTION**

(51) **LOC (8) Cl.** ..... **14-03**

FIG. 1 is a perspective view of television set showing my design;

(52) **U.S. Cl.** ..... **D14/126**

FIG. 2 is front view thereof;

(58) **Field of Classification Search** ..... D14/125–134,  
D14/239, 371, 136, 374–377; 312/7.2; 348/836,  
348/838, 180, 184, 325, 739; 341/12; 248/917–924,  
248/465; 345/104, 133, 156, 168, 87, 173;  
720/605, 669, 600, 655; 369/99, 197; 455/344–347  
See application file for complete search history.

FIG. 3 is a rear view thereof;

FIG. 4 is a left side view thereof;

FIG. 5 is a right side view thereof;

FIG. 6 is a top view thereof; and,

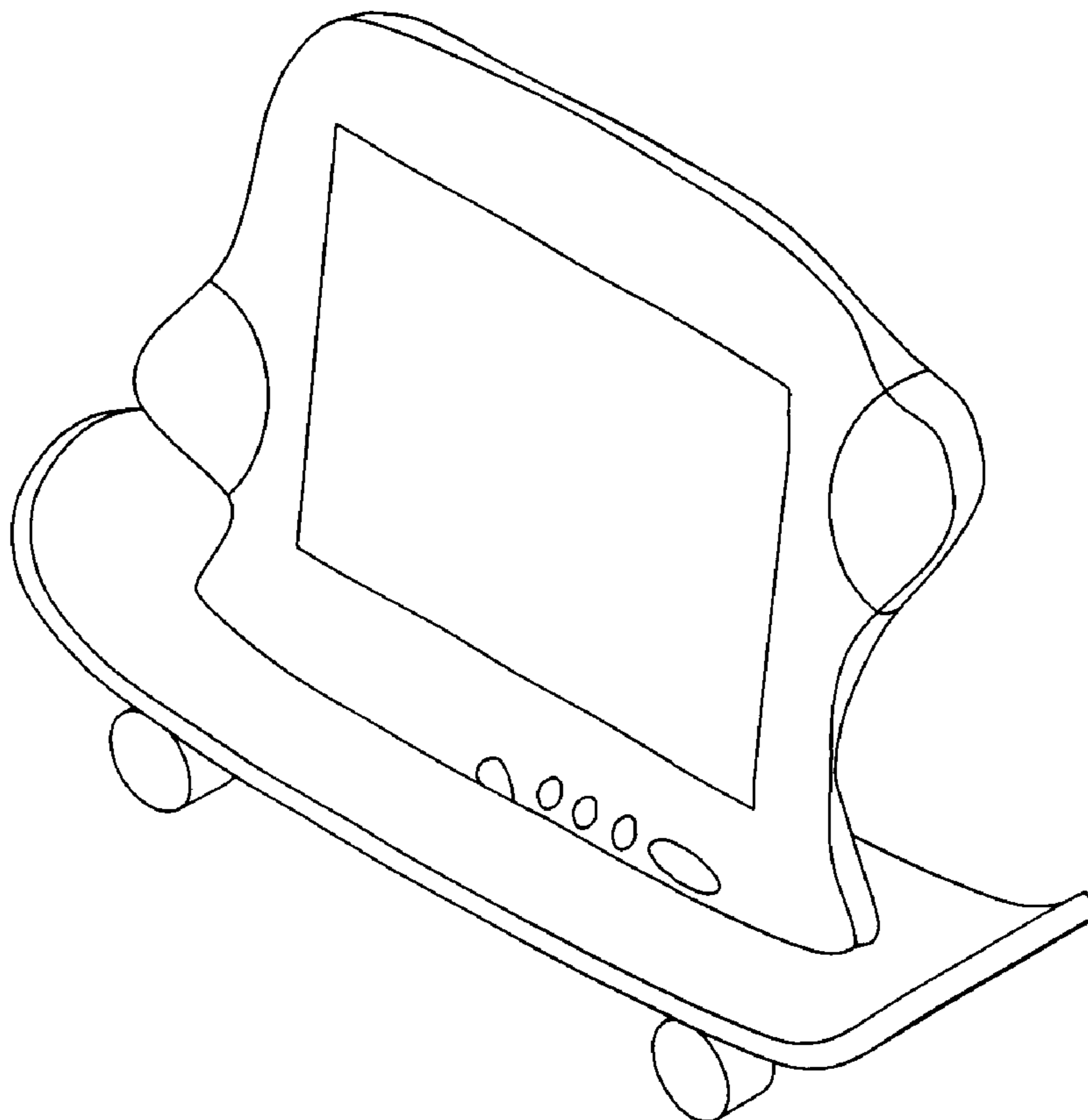
FIG. 7 is a bottom view thereof.

(56) **References Cited**

**U.S. PATENT DOCUMENTS**

D472,554 S \* 4/2003 Zuege et al. .... D14/371

**1 Claim, 4 Drawing Sheets**



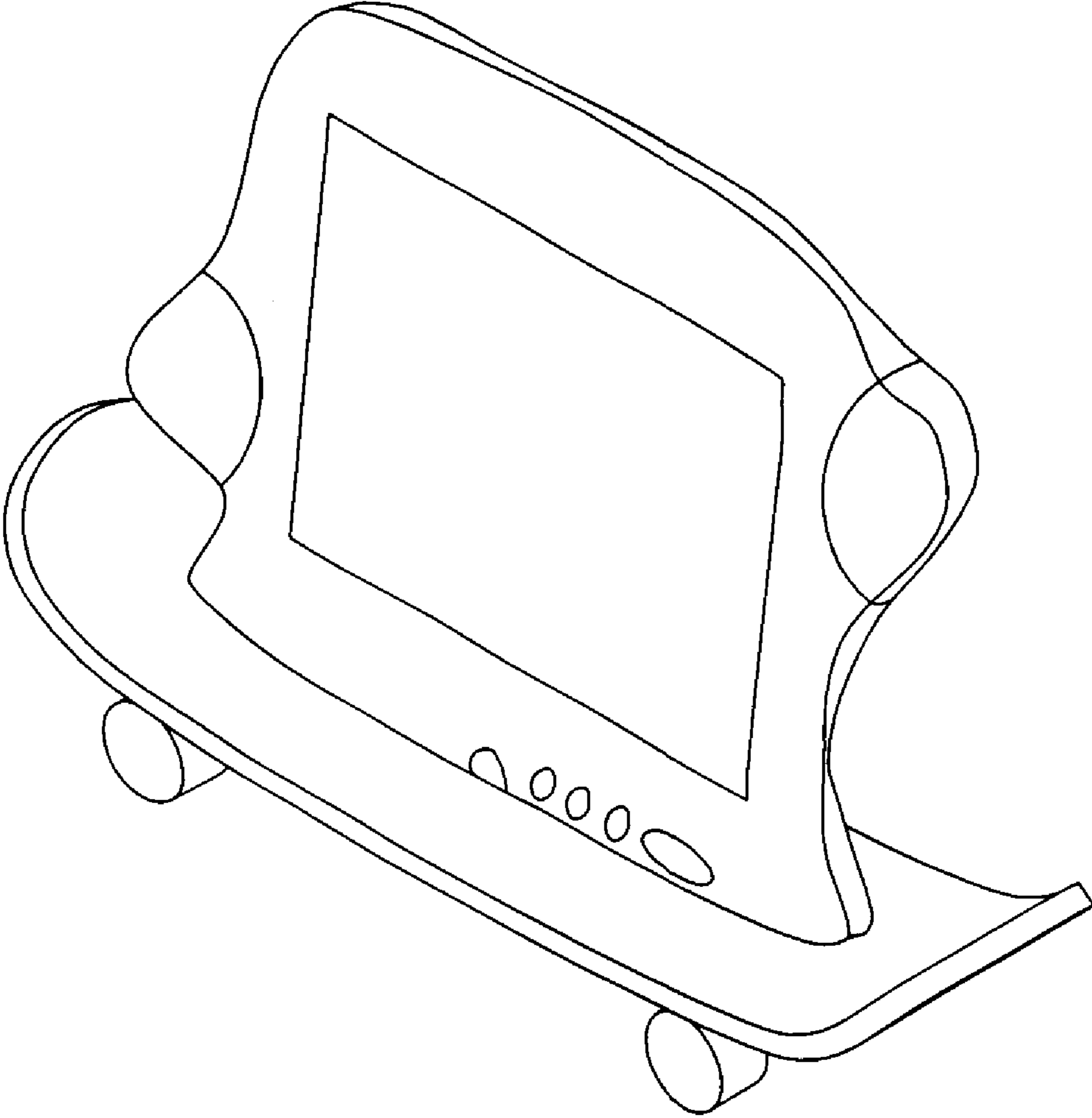


FIG. 1




FIG. 2




FIG. 3

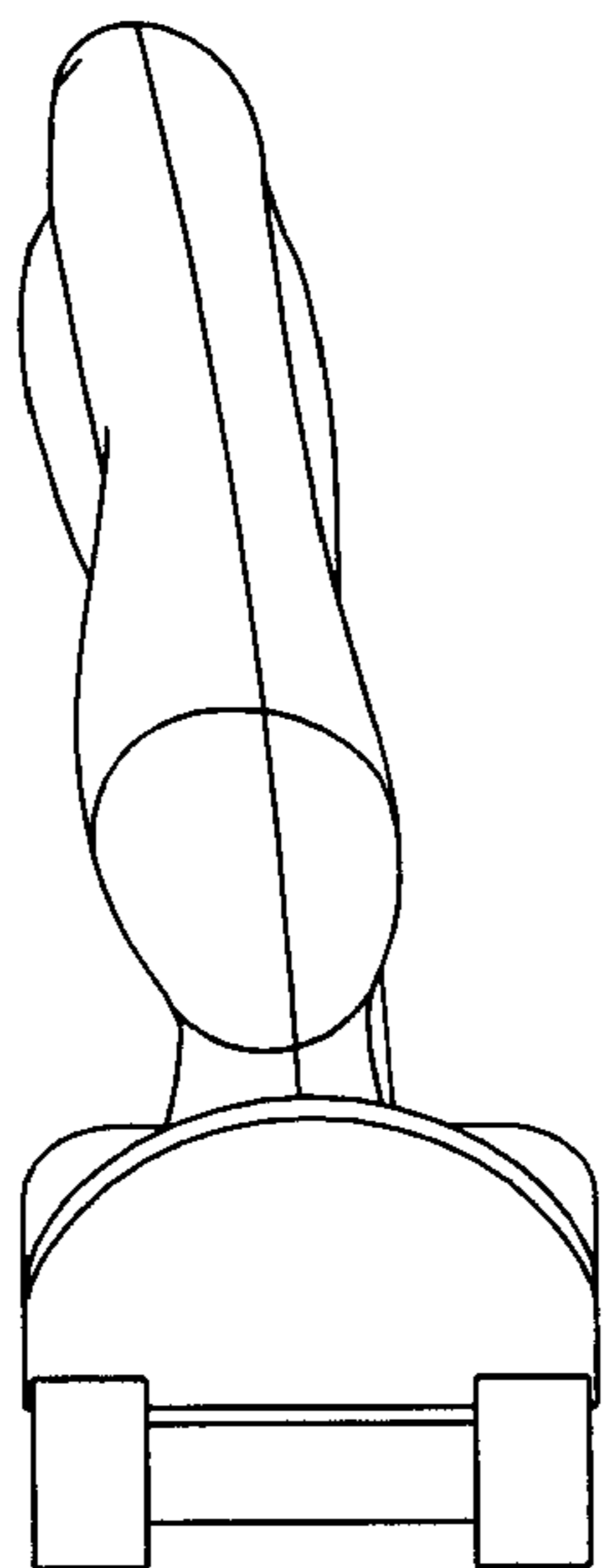


FIG. 4

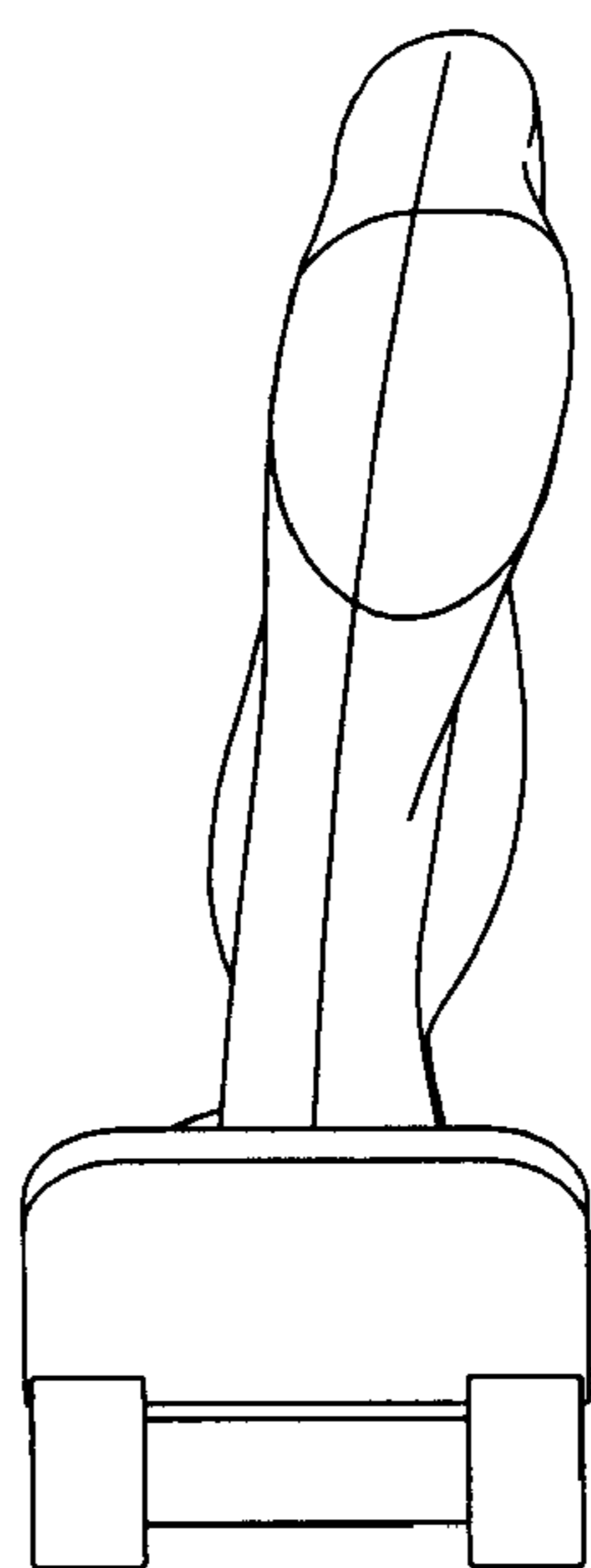


FIG. 5

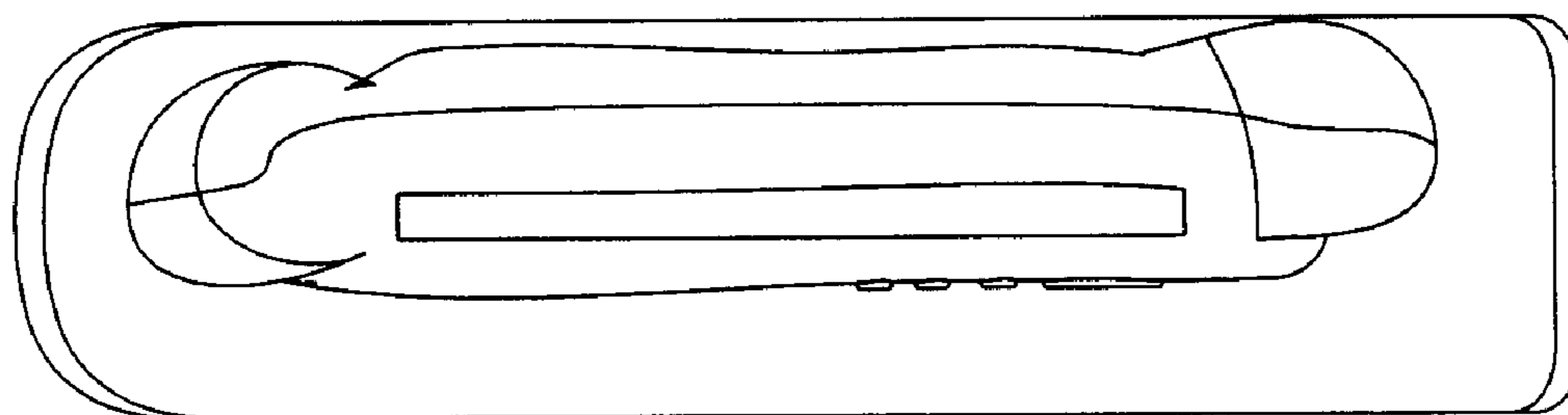


FIG. 6




FIG. 7