



US00D524252S

(12) **United States Design Patent**
Ng et al.

(10) **Patent No.:** **US D524,252 S**
(45) **Date of Patent:** **** Jul. 4, 2006**

(54) **REMOTE CONTROL AND ASSOCIATED ELEMENT**

(75) Inventors: **Po Ying Ng**, Sunnyvale, CA (US);
Chris Green, Sunnyvale, CA (US)

(73) Assignee: **Disney Enterprises, Inc.**, Burbank, CA (US)

(**) Term: **14 Years**

(21) Appl. No.: **29/215,999**

(22) Filed: **Oct. 27, 2004**

Related U.S. Application Data

(63) Continuation-in-part of application No. 29/204,843, filed on May 4, 2004, which is a continuation-in-part of application No. 29/185,800, filed on Jul. 2, 2003, now Pat. No. Des. 492,937.

(51) **LOC (8) Cl.** **13-03**

(52) **U.S. Cl.** **D13/168**

(58) **Field of Classification Search** D13/168;
D10/104, 106; D14/218, 247; 340/825.22,
340/825.24, 825.25, 825.31, 825.36, 825.69,
340/825.71, 825.72; 341/20, 22, 173, 176;
348/734; 455/100, 151.1–151.4, 352–355;
463/39; 700/17, 18, 19, 22, 83
See application file for complete search history.

(56) **References Cited**

U.S. PATENT DOCUMENTS

D381,661 S * 7/1997 Althans D14/218

D417,585 S * 12/1999 Kwok D7/395
D478,052 S * 8/2003 Thomas, Jr. D13/168
D486,144 S * 2/2004 Esslinger et al. D14/218
D486,799 S * 2/2004 Shivey et al. D13/174
D487,445 S * 3/2004 Esslinger et al. D14/147
D492,937 S * 7/2004 Ng et al. D13/168
D494,961 S * 8/2004 Shively et al. D14/247

* cited by examiner

Primary Examiner—Selina Sikder

(74) *Attorney, Agent, or Firm*—Pablo E. Tapia; Neer Gupta; Greenberg Traurig, LLP

(57) **CLAIM**

The ornamental design for a remote control and associated element, as shown and described.

DESCRIPTION

FIG. 1 is a front elevation of the remote control and associated element showing our new design;

FIG. 2 is a left side elevation view thereof, the right side being a mirror image thereof;

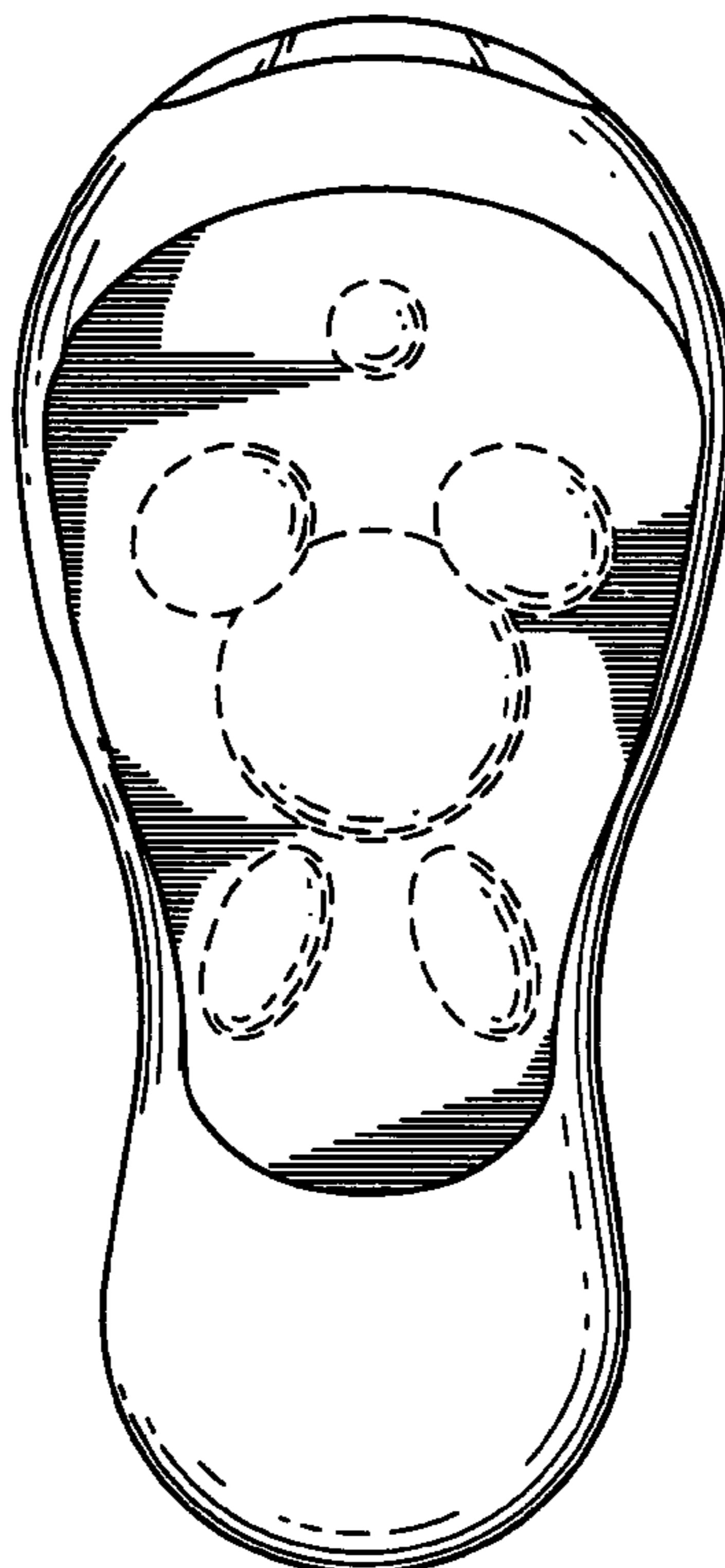
FIG. 3 is a rear elevation view thereof;

FIG. 4 is a top plan view thereof; and,

FIG. 5 is a bottom plan view thereof.

The broken line showing of the environment is for illustrative purposes only and forms no part of the claimed design.

1 Claim, 2 Drawing Sheets



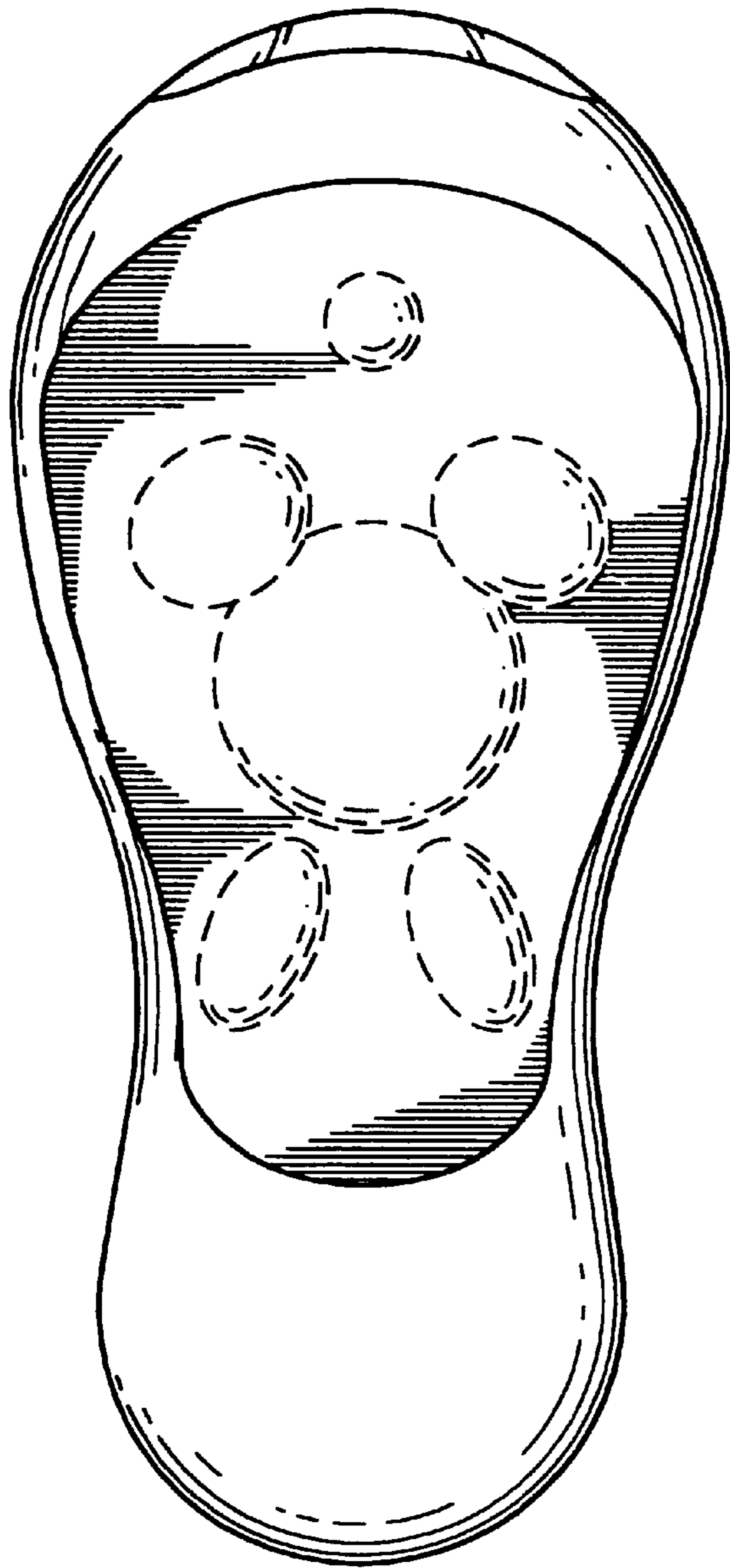


FIG. 1

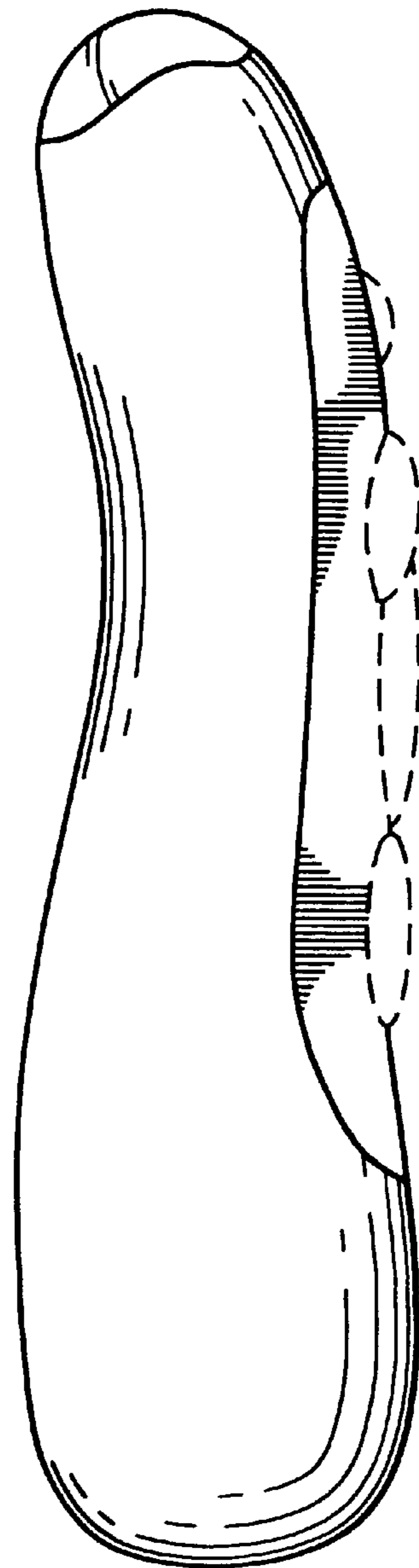


FIG. 2

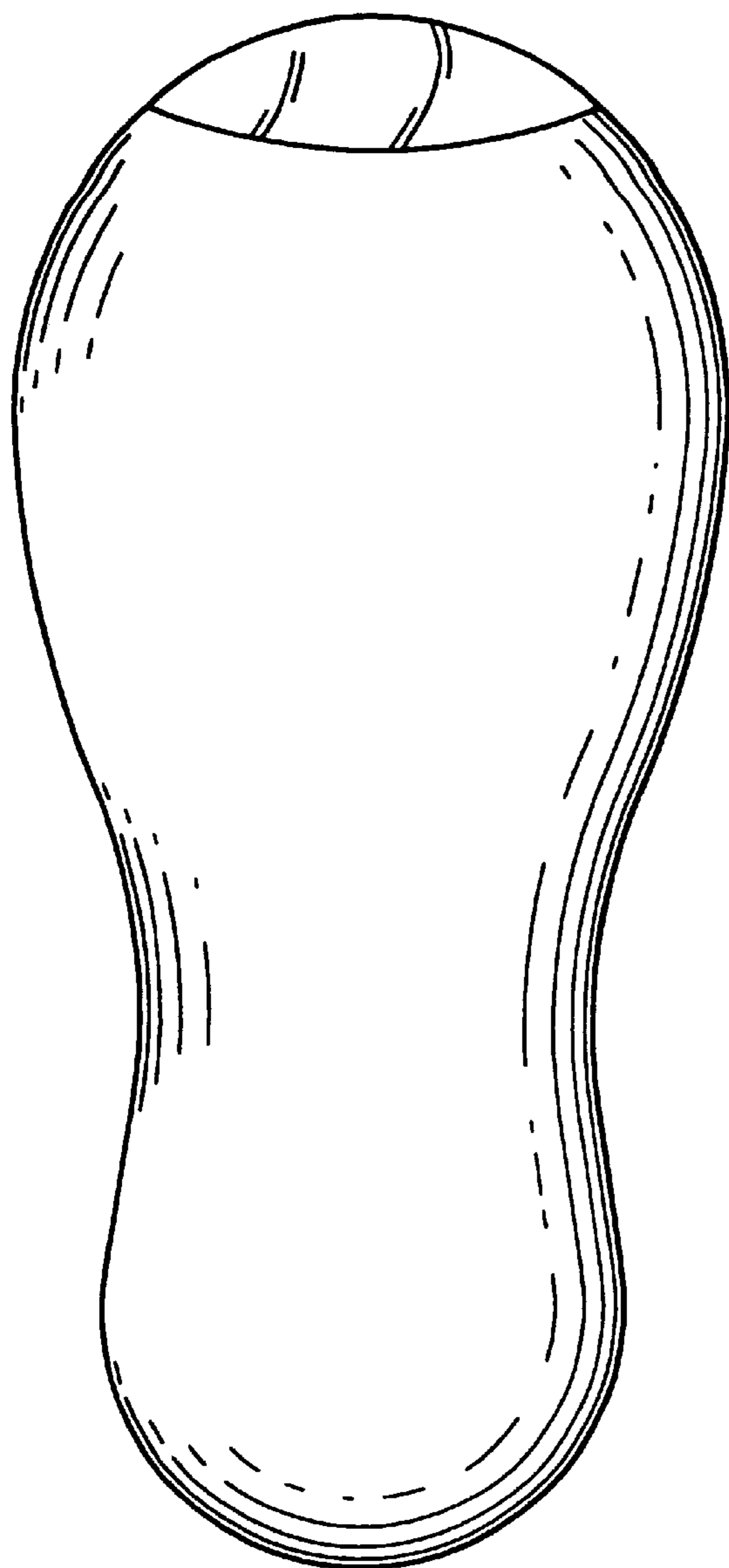


FIG. 3

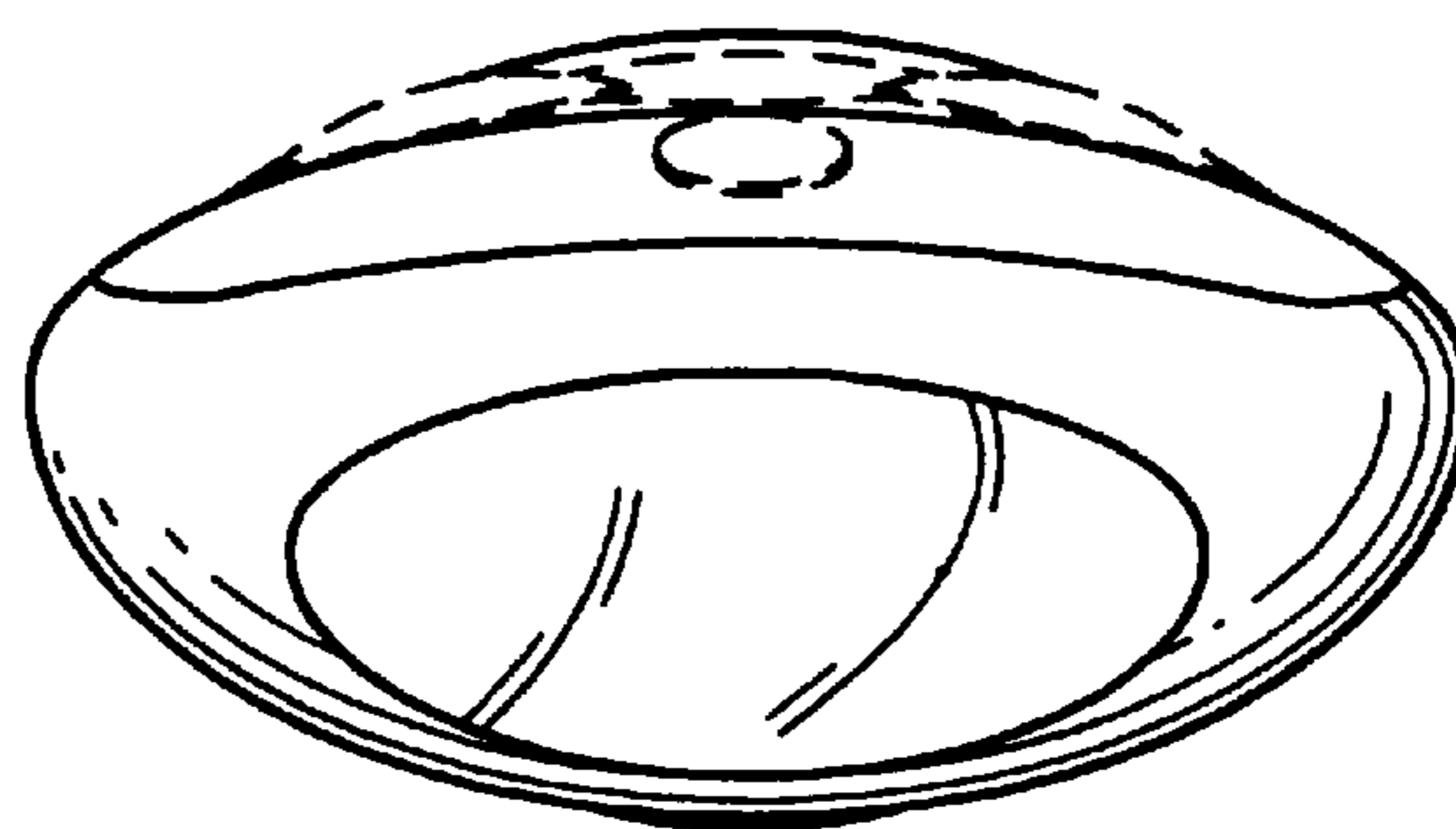


FIG. 4




FIG. 5