

US00D524239S

(12) **United States Design Patent**
Brown et al.

(10) **Patent No.:** **US D524,239 S**
(45) **Date of Patent:** **** Jul. 4, 2006**

(54) **TIRE TREAD**
(75) Inventors: **Robert Brown**, Tamworth (GB); **Alan Nicholls**, Sutton Coldfield (GB)
(73) Assignee: **The Goodyear Tire & Rubber Company**, Akron, OH (US)
(**) Term: **14 Years**

D469,397 S 1/2003 Board D12/534
D469,735 S 2/2003 Board D12/534
D470,099 S 2/2003 Board D12/556
D491,132 S 6/2004 Brown et al. D12/570
D497,590 S 10/2004 Brown et al. D12/570
D499,692 S * 12/2004 Brown et al. D12/570
D501,181 S * 1/2005 Brown et al. D12/569
D505,654 S * 5/2005 Nakamura et al. D12/534

* cited by examiner

(21) Appl. No.: **29/222,295**
(22) Filed: **Jan. 27, 2005**

Primary Examiner—Robert M. Spear
(74) *Attorney, Agent, or Firm*—Richard B. O’Planick

(30) **Foreign Application Priority Data**

Aug. 26, 2004 (GB) 3018542

(51) **LOC (8) Cl.** **12-15**
(52) **U.S. Cl.** **D12/535**
(58) **Field of Classification Search** D12/534,
D12/535, 536, 537, 544, 557, 569, 570, 571,
D12/572, 579; 152/209.1, 209.9, 209.11,
152/209.12, 209.28

See application file for complete search history.

(56) **References Cited**

U.S. PATENT DOCUMENTS

582,511 A * 5/1897 Williams 152/209.28
D87,418 S * 7/1932 Smith D12/535
D87,419 S * 7/1932 Smith D12/535
2,104,532 A * 1/1938 Sommer 152/209.18
3,000,421 A * 9/1961 Hack et al. 152/209.23
6,276,415 B1 * 8/2001 Nakamura 152/209.11

(57) **CLAIM**

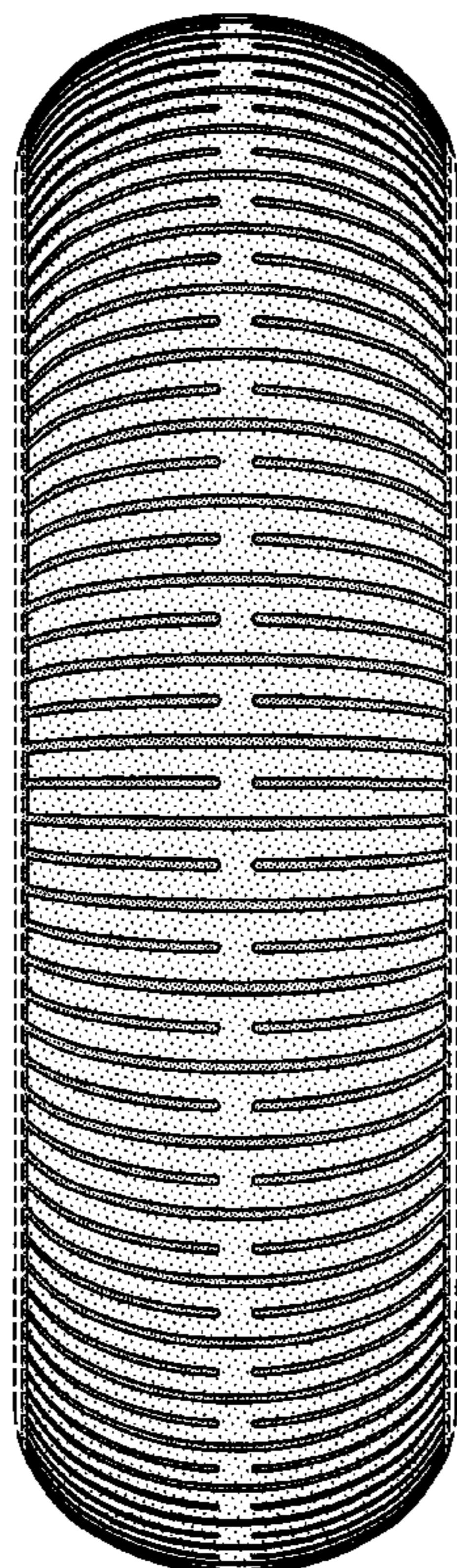
The ornamental Design for a tire tread, as shown and described.

DESCRIPTION

FIG. 1 is a perspective view of a tire tread showing our new design, it being understood that the pattern repeats uniformly throughout the circumference of the tread;
FIG. 2 is a front elevational view thereof;
FIG. 3 is a right side elevational view thereof; the opposite side elevational view being identical thereto; and,
FIG. 4 is an enlarged fragmentary front elevational view thereof.

In the drawings, the broken lines defining the sidewall, inner bead and the peripheral boundary between the tire tread and the side wall are for illustrative purposes only and form no part of the claimed design.

1 Claim, 4 Drawing Sheets



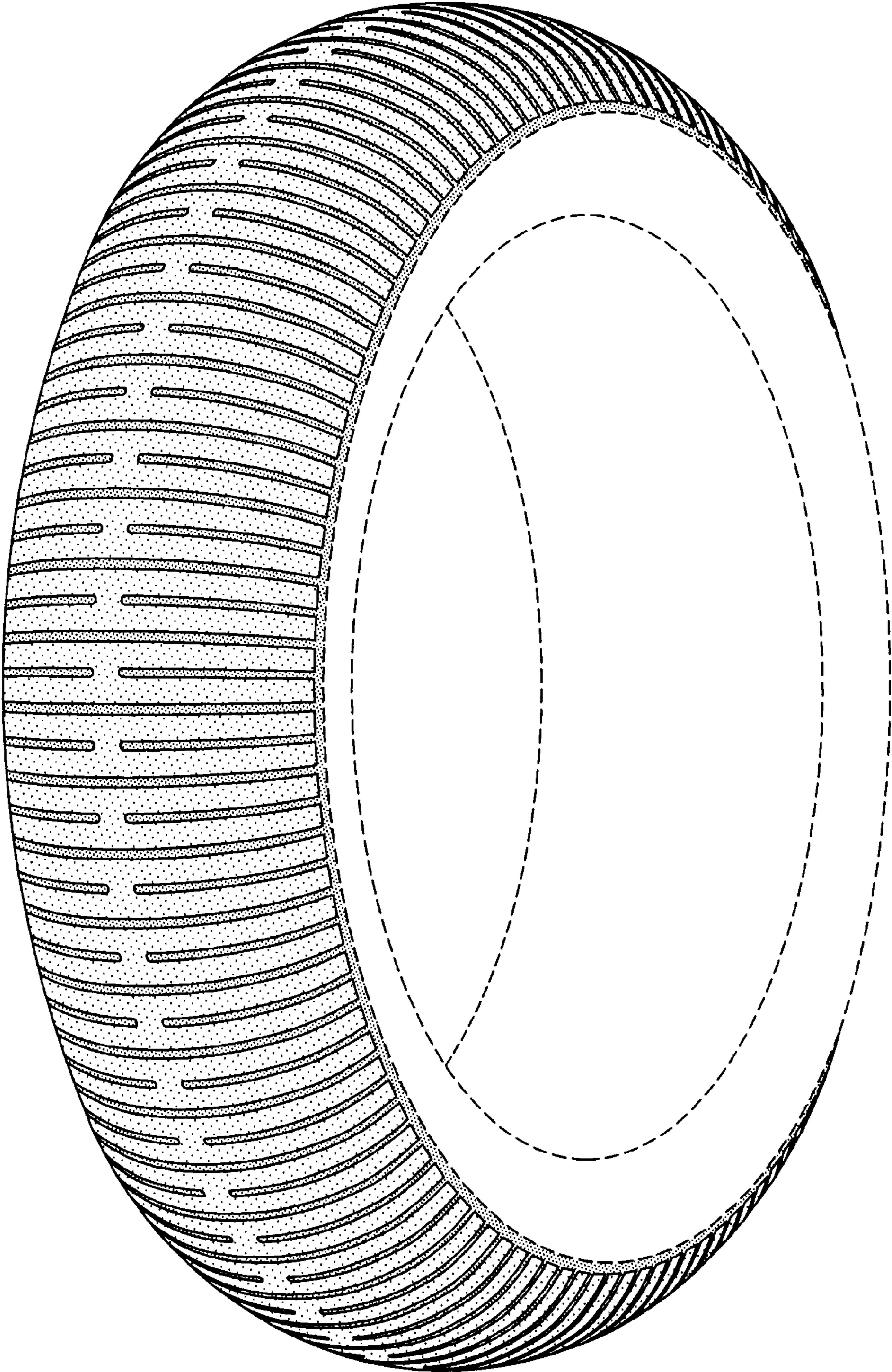


FIG-1

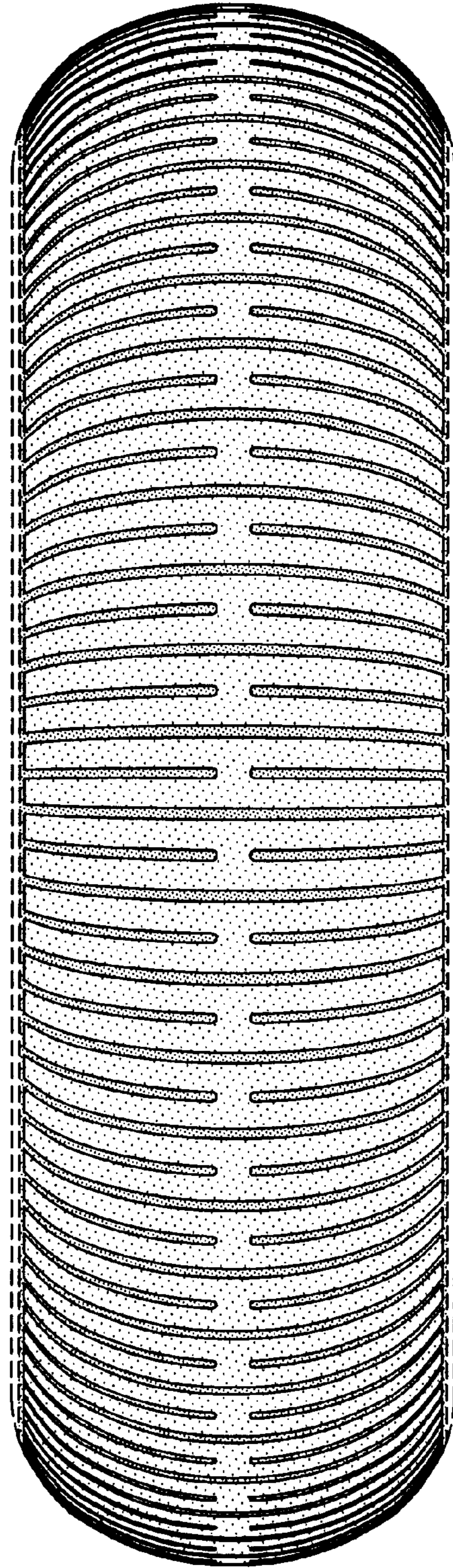


FIG-2

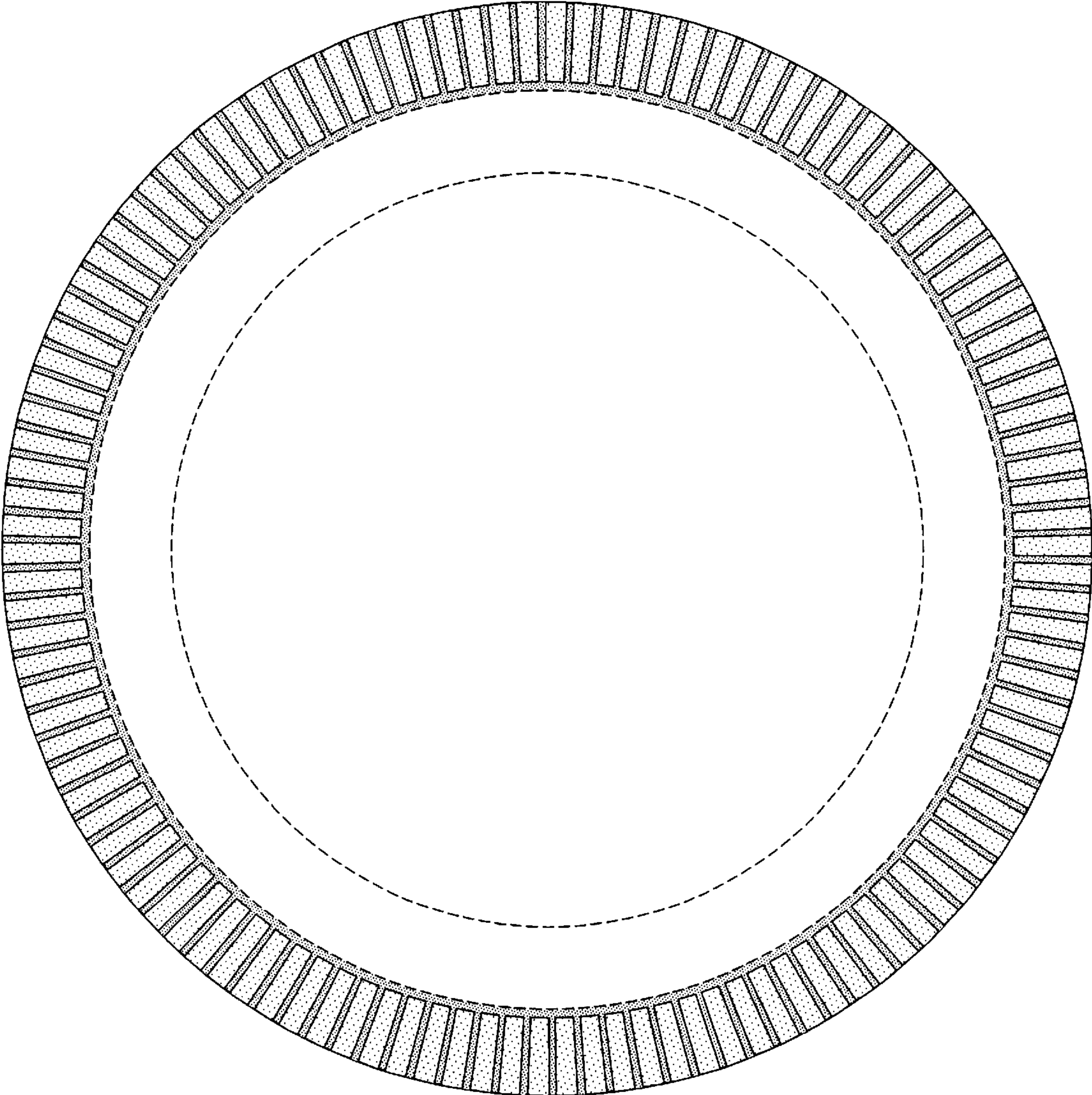


FIG-3

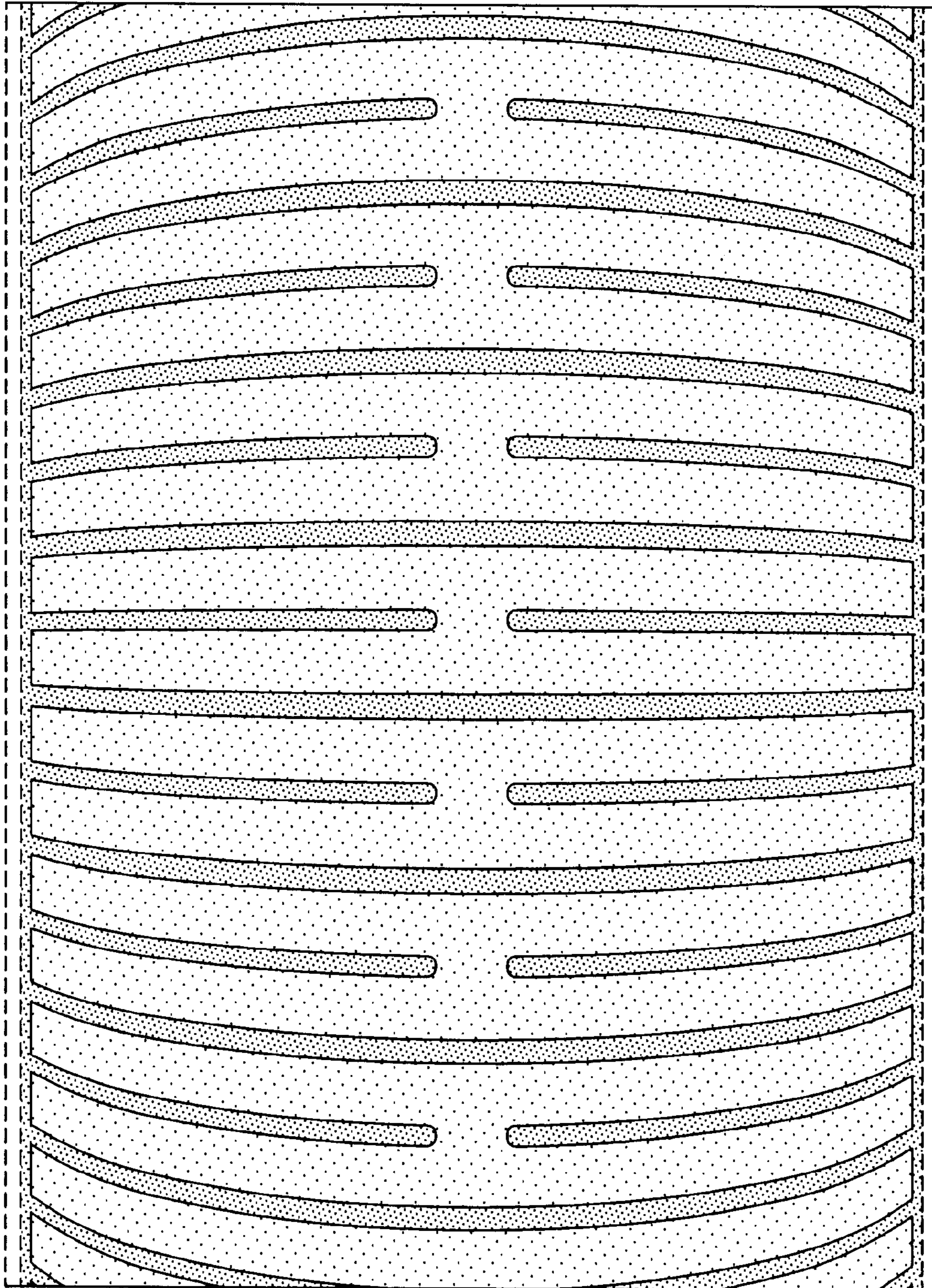


FIG-4